

2012 Arizona Football Media Guide



The University of Arizona Tucson, Ariz. 85721
 Carnegie I, Land Grant, Association of American Universities
 President Dr. Ann Weaver Hart, (520) 621-5511
 Director of Athletics Greg Byrne, (520) 621-4622
 twitter.com/Greg_Byrne (@Greg_Byrne), facebook.com/GregByrneAD
 Deputy Director of Athletics Rocky LaRose, (520) 621-2473
 Faculty Representative Jory Hancock, (520) 626-8030
 Enrollment 39,200
 Athletic Ticket Office (520) 621-2287; (800) 452-2287
 Athletics Web Site ArizonaWildcats.com
 twitter.com/AZATHLETICS, facebook.com/ArizonaAthletics
 University Web Site Arizona.edu

This material was prepared to assist sportswriters and broadcasters in coverage of Arizona football during the 2012 season. Photography by Luke Adams, J&L Photo. The University of Arizona is an Equal Opportunity institution committed to a policy of affirmative action. Compiled by Tom Duddlestone Jr., Molly O'Mara and Blair Willis of the UA Athletics Communication Services office.

Contents

Table of Contents, General Information	1-2
2012 Football Outlook	3-4
2012 Rosters, Depth Chart	5-9
Head Coach Rich Rodriguez	10
Coordinators, Assistant Coaches	11-15
Support Staff	16-19
Player Biographies	20-36
2012 Opponents, Pac-12 Schedule, Series Records	37-39
2011 Season in Review, Statistics	40-49
Arizona vs. All-Time Opponents	50-51
Year-by-Year Coaching Records, All-Time Assistants	51-53
Year-by-Year Football Scores	54-60
UA Football on Television	60-61
Arizona in the NFL Ranks	61-64
Honors and Awards	65-69
Arizona Players in All-Star Games	70-71
All-Time Lettermen	72-77
Records	78-96
Arizona in the AP Poll, vs. Ranked Teams	96-97
Year-by-Year Offense and Defense Chart	98
Arizona Traditions	99
Bowl Game History	99-101
Pac-12 Conference, 2012-13 Bowls	102-104
Arizona Stadium	105
Arizona Sports Hall of Fame	106
Tucson, Arizona; University of Arizona	107
University President Dr. Ann Weaver Hart	107
Athletics Director Greg Byrne	107

Football Coaches/Staff Directory

Rich Rodriguez	Head Coach
Calvin Magee	Assoc. Head Coach/Co-Offensive Coordinator/ Running Backs, First Year
Rod Smith	Co-Offensive Coordinator/Quarterbacks, First Year
Jeff Casteel	Defensive Coordinator/Linebackers, First Year
Tony Gibson	Asst. Head Coach/Safeties/ Defensive Special Teams, First Year
Spencer Leftwich	Asst. Coach/Tight Ends/ Offensive Special Teams, First Year
Robert Anae	Asst. Coach/Offensive Line, Second Year
Tony Dews	Asst. Coach/Receivers, First Year
Bill Kirelawich	Asst. Coach/Defensive Line, First Year
David Lockwood	Asst. Coach/Cornerbacks, First Year
Matt Dudek	Director of On-Campus Recruiting and Player Personnel, First Year (520) 621-8037/matt1@arizona.edu
Mike Parrish	Director of Operations, First Year (520) 621-4917/maparrish@arizona.edu
Charlie Ragle	Assistant Director of Operations, First Year (520) 621-2132/cragle@arizona.edu
Billy Kirelawich	Operations Coordinator, First Year (520) 621-7047/wkirelawich@arizona.edu
Chris Allen	Assoc. AD/Director Strength and Conditioning, First Year
Parker Whiteman	Director of Skill Development, First Year
Vincent Amey	Assistant Strength and Conditioning Coach, First Year
Frank Davis	Assistant Strength and Conditioning Coach, First Year
Ovid Goulbourne	Assistant Strength and Conditioning Coach, First Year
Matt Caponi	Defensive Graduate Assistant, First Year
Reed Williams	Defensive Graduate Assistant, First Year
Lee Coleman	Offensive Graduate Assistant, First Year
Cory Zirbel	Offensive Graduate Assistant, First Year
Mike Chamoures	Intern, First Year
Tim Cummins	Coordinator of Football Video (520) 621-8406/tcummins@arizona.edu
Melissa Melendez	Administrative Associate to Rodriguez (520) 621-5355/mmelendez@arizona.edu
Ana Verdin	Administrative Associate for Recruiting (520) 621-4882/averdin@arizona.edu
Danielle DeSorda	Administrative Assistant for Operations (520) 621-2875/ddesorda@arizona.edu
Football Office Phone	(520) 621-4917

2012 Arizona Football Schedule

Date	Opponent	Time-TV
Sept. 1	Toledo	7:30 p.m. PT-ESPNU
Sept. 8	Oklahoma State	7:30 p.m. PT-Pac-12 Networks
Sept. 15	South Carolina State	7:30 p.m. PT-Pac-12 Networks
Sept. 22	at Oregon*	TBA
Sept. 29	Oregon State*	TBA
Oct. 6	at Stanford*	TBA
Oct. 13	Open Date	TBA
Oct. 20	Washington* (Family Weekend)	TBA
Oct. 27	USC*	TBA
Nov. 3	at UCLA*	TBA
Nov. 10	Colorado* (Homecoming)	TBA
Nov. 17	at Utah*	TBA
Nov. 23	ASU* (Friday)	8 p.m. MT-ESPN
Nov. 30	Pac-12 Championship	TBA

*Pac-12 game
 (2012 league "misses" for UA: California, Washington State)

2012 Arizona Football Media Guide

Communication Services

Director Tom Duddleston, Jr.
Associate Director Richard Paige
Associate Director Molly O'Mara (Primary Football)
O: (520) 621-4283
C: (520) 444-1068
E: momara@arizona.edu
Assistant Director Blair Willis (Secondary Football)
O: (520) 621-0914
C: (520) 419-2979
E: bmw23@arizona.edu
Assistant Director Susie Epp
Assistant Ryan Dunn
Office Phone (520) 621-4163
Office Fax (520) 621-2681
Arizona Stadium Press Box (520) 621-2801; (520) 621-2803
Mailing Address: McKale Center, Room 106
University of Arizona
1 National Championship Dr.
Tucson AZ 85721-0096

Complete Arizona Athletics Staff Directory available at ArizonaWildcats.com

IMG - Sponsorship Marketing & Multimedia

IMG College and The University of Arizona Department of Intercollegiate Athletics have partnered for a long-term agreement that puts the premier marketing, licensing and media company in the leadership role as administrator for a portion of the UA's media rights.

The new Pac-12 television contract in 2012-13, as well as the August launch of the Pac-12 Networks for national and regional platforms, will put television and Internet-site rights for all Pac-12 schools under one umbrella, as will an agreement between the league, IMG and Learfield Sports to aggregate specific media rights.

Founded in 1960, the New York City- and Cleveland-based global sports media and entertainment company, IMG, directs Arizona's radio networks, publishes printed game programs and produces radio and television coaches' shows. Moreover, its major focus is the administration of the athletics department's entire corporate partnership program with more than 100 outside entities.

IMG acquired Host Communications, the UA media rights partner since 2004, in late 2008. The initial contract with Host began with the 2004 football season, and significantly expanded beginning June 2007 to provide UA with substantial guaranteed revenue through this decade. The rights fee magnitude ranks at the top of the Pac-12 and in the top 10 nationally.

IMG's in-house personnel are quartered in the athletics department's McKale Center.

IMG with Citadel Broadcasting Company, using KCUB 1290-AM in Tucson as the flagship station for originating radio broadcasts, augmented by KCUB's 100,000-watt sister FM station, KHYT 107.5, in Southern Arizona. Additionally, IMG partnered with Lotus' KTKT 990 ESPN Deportes in 2007 to originate Spanish-language radio broadcasts for all football, the majority of men's basketball and selected women's basketball, baseball and softball games.

IMG provides comprehensive sales, affinity marketing, multimedia, promotional and management services to universities, athletics conferences, associations and corporations. IMG represents a broad network of major-college institutions, plus maintains a 34-year relationship with the NCAA for the Final Four and 88 Championship events. Key company operating areas include marketing, association management, publishing, radio and television, and Internet strategies.

Brian Jeffries has served as the voice of the Wildcats in game broadcasts of UA football, basketball and baseball since Arizona's 1986 Aloha Bowl football appearance. He serves as director of broadcasting. In the 2004 season, former UA running back Lamont Lovett began his color analyst career on the football broadcasts. In men's basketball, Jeffries teams with former basketball player Matt Muehlebach for broadcasts.

IMG produced Arizona's local television packages for football and men's basketball, partnering with FS Arizona, from 2004-2011. Arizona Athletics had worked with the Fox Sports Net regional affiliate FS Arizona for the past 11 years.

ArizonaWildcats.com is a comprehensive Internet site for Wildcat sports news, and offers premium content radio streaming packages for most football, men's and women's basketball and baseball game broadcasts, along with various video features and other specialty audiovisual and interactive information such as soccer, gymnastics, volleyball and softball game video streams. UA's collaboration with CBS College Sports Network began for a second partnership in summer 2008 and the Pac-12 will determine future affiliations for web hosting.

Media Policies and Procedures

Media Information

The Arizona Athletics Communication Services office will assist media throughout the season in its coverage of Arizona football including issuing a weekly news release, daily news items, home game statistical packages, administering news conferences, practice and press box operations, credentialing and road-game access, among other services. Any questions about media policies should be directed to Associate Director of Communication Services Molly O'Mara at momara@arizona.edu or (520) 621-4283 or (520) 444-1068.

Practice

Coverage of football practice stipulates consent with restrictions on reporting formations, strategies, special personnel shifts or injuries without prior questions directed to and answered by head coach Rich Rodriguez.

Credentials

Credentials will be issued to professional members of media outlets that regularly cover Arizona Athletics and to regional, national or visiting professional journalists. Internet entities may or may not qualify for credentials and will be considered on a case-by-case basis.

Usage

Usage of imagery, audio and video taken at UA athletics events is restricted to editorial purposes; these guidelines are covered in materials issued to reporters, editors and photographers upon receipt of credentials and/or access. They include guidelines on live Internet reporting, notably live description of statistical and/or play-by-play and uses of visual imagery, rules strengthened for televised games.

Facilities Access for Media

The team locker room, sports medicine center and strength and conditioning center are off limits to media unless special arrangements have been made through the Communication Services office.

Arizona Football Media

Arizona Daily Star (520) 573-4145/azstarnet.com
Shannon Conner, Sports Editor, sconner@azstarnet.com
Greg Hansen, columnist, ghansen@azstarnet.com
Ryan Finley, football beat, rfinley@azstarnet.com
Patrick Finley, Pac-12 football beat, pfinley@azstarnet.com

Arizona Daily Wildcat (520) 621-7581/wildcat.arizona.edu
sports@wildcat.arizona.edu

Associated Press, Phoenix (602) 258-8934
Bob Baum, rbaum@ap.org
John Marshall, jmarshall@ap.org

Arizona Republic, Phoenix (602) 444-8222/azcentral.com
Doug Haller, football beat, doug.haller@arizonarepublic.com

TucsonCitizen.com tucsoncitizen.com
Anthony Gimino, agimino@comcast.net

KGUN-TV, Tucson (520) 290-7730/kgun9.com
Jason Barr, Sports Director

KOLD-TV, Tucson (520) 744-6397/kold.com
Damien Alameda, Sports Director

KVOA-TV, Tucson (520) 884-4641/kvoa.com
Ryan Recker, Sports Director

FS Arizona (602) 257-9500/foxsportsarizona.com
Steve Rivera, Staff Writer
(520) 661-5302, steve.rivera95@gmail.com

2012 Arizona Football Media Guide

2012 Outlook

Conference
Southern Division
Northern Division

Nickname
Colors
Stadium (Capacity), Field
Returning Lettermen
Returning Starters
Head Coach
Offensive Formation
Defensive Formation

Pac-12
Arizona, ASU, Colorado, UCLA, USC, Utah
California, Oregon, Oregon State,
Stanford, Washington, Washington State
Wildcats
Cardinal and Navy (PMS 200 and 281)
Arizona Stadium (51,811), built 1929, grass
55 (26 offense, 25 defense, 4 specialists)
16 (8 offense, 8 defense)
Rich Rodriguez, First Year
Multiple Spread
3-3-5



Rich Rodriguez

One way to look at the new Arizona program is to say the Wildcats return zero starters for 2012. Not that there aren't quality and experienced Pac-12 players on the roster, but head coach Rich Rodriguez opened the door for any and all to buy into his system and earn a role. Spring ball was all about program-wide tryouts, in a sense.

The good news is that his insistence on championship-level thinking and practice habits has been effective. More than a few positions should be strong ones for the Cats in 2012, and notably because the no depth-chart early work has produced dozens of hungry Arizona players.

Rodriguez brought one special thing with him when Arizona AD Greg Byrne was able to grab him before others did – outstanding head-coaching experience, 18 years' worth. Rodriguez has a detailed-driven program and a total plan.

It will show in 2012.

What will be evident is threefold. Arizona will play at a furious pace, it will play in a physically relentless fashion, and it will play as group of superbly conditioned athletes.

The latter came with considerable goading. The 4-8 Cats of 2011 finished work in late November after losing their head coach seven weeks earlier. No bowl and no full 2012 coaching staff until after the first of the year put the Wildcats in limbo for long enough to be out of shape by the time spring practice began. It wasn't pretty for the first half of those sessions.

"We will be the best-conditioned team in the country," Rodriguez has told the players, repeatedly, but it took a while for the meaning to grab hold. Toward the end of spring ball, Arizona started to not only know the new spread-option offense and 3-3-5 defense, but play with some heated abandon, built of better-conditioned bodies and minds. It still progresses.

The deconstruction of Arizona football took several months, and the building of Arizona under Rodriguez will take some time but the Cats will be different and growing in 2012, even as their new \$73 million football facility grows beyond their northern view in Arizona Stadium.

That structure will house the physical attributes of Rodriguez's Arizona program, and further enable his focus on changing the culture of Wildcat football. He's a demanding coach, but also willing to fight for his charges to provide them with championship amenities.

To say Arizona has turned a corner without playing a game takes some trust, yet with Rodriguez at the forefront, you better believe it.

The coach and his staff – a band of brothers re-assembled for a new purpose – can recruit, coach and design offenses and defenses. They're largely back together in the desert for a western iteration of what they proved at Glenville State, West Virginia and Michigan. It's clearly one of Arizona's story lines for 2012.

Rodriguez got his coordinators of choice, Calvin Magee on offense and Jeff Casteel on defense, and fleshed out the staff with many other familiar faces in guys who know his program. It helped immediately in spring ball with everyone pulling the rope in the same direction, to use a Rodriguez catch phrase.

New strength and conditioning coaches – also familiar – took charge in January, beginning the necessary physical transformation of players that Rodriguez's game and practice paces dictate.

It's all helped give the Wildcats cohesive leadership and an opportunity to start with clean slates.



Matt Scott

Offensively, UA brings backs its starting front, a fifth-year quarterback with Pac-12 experience, a strong group of running backs and enough receiving skill to complement the system. That will mean a shift from recent years when UA threw the ball 63 percent of the time.

Quarterback Matt Scott is 5-1 as the starter of record in his career backing Willie Tuitama and Nick Foles. His biggest asset for UA is that his games were marked by unpredictability – good team rushing efforts and big-play passing. He can run and will enjoy the plays designed for that, but has six backs that can do the same and a good arm.

The staff used junior slot receiver Richard Morrison, a prep QB, to back Scott in spring practice but also spread the wealth with walk-on Alex Cappellini, plus bringing in three scholarship players in August, one a junior college transfer (B.J. Denker). The situation at quarterback will be more than sufficient.

Senior center Kyle Quinn leads the returning line, although injuries and a suspension kept sophomore tackles Mickey Baucus and Fabians Ebbele out of spring ball. What came of that was more depth, with some cross training and good work by junior guard Chris Putton, senior guards Trace Biskin, Shane Zink and Addison Bachman, sophomore tackle Trent Spurgeon, junior tackle Eric Bender-Ramsay and three red-shirt freshmen – Jacob Arzouman, Lene Maiava and Fajtele Faafoi. Two others, Jack Baucus and Carter Lees, were on conditioning-only orders in the spring after offseason surgery along with Mickey Baucus. The entire line was new in 2011, and turned in a commendable body of work, so finding a group there won't be difficult.

At running back, senior Taimi Tutogi (6-1, 260) and sophomore Ka'Deem Carey (5-10, 203) lend some size to a group complemented by Daniel Jenkins (5-9, 195), Kylan Butler (5-7, 186) and Jared Baker (5-8, 192). Greg Nwoko (6-1, 237) missed last year with a knee injury and also is back for his senior year. Physical play – at this or any position – will determine who gets the time. It's a solid crew.

Catching the ball could focus on any of a reputable group including senior Dan Buckner, junior Morrison, sophomores Tyler Slavin, Austin Hill and Garic Wharton, senior Terrence Miller and redshirt freshman David Richards, plus tight ends in Drew Robinson (senior) and Michael Cooper (sophomore). There's good size on the outside and inside. How

2012 Arizona Football Media Guide

much the Cats throw the ball is a question Rodriguez and coordinator Calvin Magee will answer, but UA has the tools.



Shaquille Richardson

Coordinator Jeff Casteel's focus on defense will be bringing everyone up to speed on the 3-3-5 system. Toward the end of spring ball, the unit was playing with more ease and speed under the new alignments than it was at the start.

With five defensive backs in the normal base, UA may not look a lot different than it did in previous seasons with the heavy use of nickel backs, but the stack defense has an emphasis on versatility, deception and speed.

Blitzes can come from anywhere. You can disguise into standard looks. With additional faster players on the field, you can drop an unexpected guy in coverage. You can blitz off the corner and still acquire the receiver in a zone. You can mix the gaps up front to confuse blocking schemes. The linebackers move around. Two safeties are making adjustments.

Arizona's players found the system to their liking, despite a learning curve that's still under way. The good news is that a lot of guys got a solid taste, especially with UA coaches holding auditions throughout spring and until the September 1 opener.

Arizona will look to junior linebacker Jake Fischer for much of its defensive leadership. He's back and 100 percent healthy after missing 2011 while rehabilitating a knee injury. He and junior cornerback Shaquille Richardson, junior safety Marquis Flowers and junior linemen Sione Tuihalamaka and Justin Washington have the most experience, and fit nicely in the 3-3-5.

Fischer had 58 tackles as a sophomore eight-game starter, and played as a true freshman in 2009. He, sophomores Hank Hobson and Rob Hankins, and mid-year freshman C.J. Dozier enter fall camp with the best opportunities among the linebacking corps, which also will see a quick evaluation for true freshman Dakota Conwell.

At safety, sophomore letterman Tra'Mayne Bondurant joins Flowers as a Pac-12-experienced guy, but walk-on freshman Vince Miles had a solid spring along with senior Mark Watley and sophomore lettermen Jared Tevis and Blake Brady. The Cats also will give an early test to sophomore Jourdon Grandon, who missed spring ball for an off-the-field issue. He had four nickel starts as a true freshman in 2011.

Richardson and junior letterman Derrick Rainey will have to fight off sophomore Jonathan McKnight, likely UA's best cover corner entering 2011, but he missed the year with a knee injury. He was limited in spring but participated enough to show he'll be given top consideration in August.

Up front, Arizona has some depth, albeit young. The new system's one-tackle alignment gave a dozen guys work at all three spots in spring. Five guys have a chance to start at the end positions – Washington, sophomores Dan Pettinato, Reggie Gilbert and Kirifi Taula, and senior Jowyn Ward. Tuihalamaka and senior Chris Merrill were tabbed leaders at the nose. The former has 14 starts, while Washington is the leader on defense with 15 career starts at tackle or end.

Whatever Arizona's starting 11 looks like in September, the strength and conditioning program instituted by Rodriguez and strength and

conditioning coach Chris Allen will make a difference. Arizona is lifting weights with 100 percent participation, and now with 100 percent accountability. One doesn't go through the motions with Allen's staff and there's a lot more running.

It will manifest itself on the field and no more visibly than swarming the ball on defense. The Wildcats looked more like Desert Swarm-era flyers than at any time since. Relentless is a good word.



John Bonano

Arizona's special teams also got a serious makeover in 2012, notably because all position coaches have a piece of responsibility and two coaches – Spencer Leftwich and Tony Gibson – have duties as special teams coordinators.

Arizona has had some special teams success in the past decade, but mostly individually based.

It hasn't blocked kicks (or gone after any) with any frequency. It's had some big returns but not consistently. It's missed PAT kicks when it mattered. It's broken down on kick coverage too often.

Gone are the afterthought special teams drills in practice. Rodriguez's 18-year tenure as a head coach has made him particularly attentive to the possibilities afforded by kicking units, and there are moving pieces touched on throughout practice.

The Cats bring back some kickers of note. Placekicker John Bonano and punter Kyle Dugandzic each have performed in the past and consistency will be their ticket to more opportunities.

Bonano, the kickoff guy for 32 games, took over PAT chores after six games in 2011 and made all the rest of his tries after UA opened with five misses in five games. He kicked eight of 12 field goals after the other guys went 2-for-6. He's a solid bet but was pushed hard by transfer Jake Smith in spring ball.

Dugandzic, too, got some push from redshirt freshman Drew Riggelman in spring ball but also has a full year of game experience and an individual average of 46.0 on 40 punts. The average was the second-best in UA history but the Cats were hurt by two blocks and a bad snap, and some coverage that reduced the net punting to last in the league. It could easily have been No. 2 without the miscues and they'll get coached.

In the return game, incoming freshmen should have a chance to help out Richard Morrison (PR/KOR), Jonathan McKnight (PR) or Kylan Butler (KOR), based on speed. Those guys have it and Leftwich will make sure the guys in the opener have sure hands and break-away potential. The 10 other guys on return teams also will be well coached.

With the excitement of a new head coach, a \$72 million football facility being erected in sight and eight home games, UA's schedule affords some first-year opportunities for Rodriguez.

The road trips are tough – to Oregon, Stanford, UCLA and Utah – but taking care of business at home can help Arizona put together an inaugural season under the new guy that should re-energize the faithful and mark Arizona as a contender.

2012 Arizona Football Media Guide

2012 Alphabetical Roster (August 17, 2012)

*has used redshirt year + non-scholarship *italic* – incoming fall recruit ^mid-year enrollee

No.	Name	Pos.	Ht.	Wt.	Yr.	Exp.	Hometown (High School/Previous College)
82	Ademola Adeniran	WR	5-7	160	So.	SQ+	Phoenix, Ariz. (North HS/Avila University)
89	R.J. Agüero	WR	6-2	190	Fr.*	SQ+	Laredo, Texas (John B. Alexander HS)
27	Jamar Allah	FS	6-1	189	Fr.	HS	Phoenix, Ariz. (North Canyon HS)
9	Javelle Allen	QB	6-2	226	Fr.	HS	Prosper, Texas (Prosper HS)
74	Jacob Arzouman	OL	6-5	270	Fr.*	RS	Tucson, Ariz. (Salpointe Catholic HS)
20	Stephen Ascher	S	6-1	194	Fr.*	RS+	Newport Beach, Calif. (Corona del Mar HS)
92	Dominique Austin	DL	6-5	285	Sr.*	3L	La Puente, Calif. (Bishop Amat HS)
54	Addison Bachman	OL	6-4	297	Sr.	1L	Glendora, Calif. (Glendora HS/Chaffey College/Citrus College)
23	Jared Baker	RB	5-8	191	Fr.*	RS	Los Angeles, Calif. (Loyola HS)
67	Jack Baucus	OL	6-6	290	Jr.*	2L	Mundelein, Ill. (Carmel Catholic HS)
68	Mickey Baucus	OL	6-8	285	So.*	1L	Mundelein, Ill. (Carmel Catholic HS)
69	Eric Bender-Ramsay	OL	6-6	330	Jr.*	1L	Carson, Calif. (Narbonne HS)
15	Jarrell Bennett	WR	5-10	149	Fr.	HS	New Orleans, La. (Edna Karr HS)
72	Trace Biskin	OL	6-5	282	Sr.*	1L	Westlake Village, Calif. (Oaks Christian HS)
15	John Bonano	K	6-0	214	Sr.*	3L	Salinas, Calif. (Palma HS)
21	Tra'Mayne Bondurant	S	5-10	207	So.	1L	Vallejo, Calif. (Fairfield HS)
59	Beau Boyster	OL	6-4	276	Fr.	HS	Temecula, Calif. (St. John Bosco HS)
46	Blake Brady	S	5-11	191	So.*	1L	Orange, Calif. (Servite HS)
4	Dan Buckner	WR	6-4	215	Sr.*	1L	Allen, Texas (Allen HS/University of Texas)
61	Cayman Bundage	OL	6-2	265	Fr.	HS	Oklahoma City, Okla. (Douglass HS)
3	Keoni Bush-Loo	DL/LB	6-4	229	Fr.	HS	Ewa Beach, Hawaii (Kamehameha HS)
2	Kylan Butler	RB	5-7	187	Jr.*	1L	Antioch, Calif. (De La Salle HS)
15	Wayne Capers Jr.	S	6-1	189	Fr.	HS	Pittsburgh, Pa. (Chartiers Valley HS)
19	Alex Cappellini	QB/WR	6-3	192	So.*	SQ+	Phoenix, Ariz. (Pinnacle HS/Humboldt/Orange Coast College)
25	Ka'Deem Carey	RB	5-10	197	So.	1L	Tucson, Ariz. (Canyon del Oro HS)
63	Brian Chacon	LS	6-3	267	Sr.	1L	Cypress, Calif. (Cypress HS)
35	Clint Cochrane	S	6-0	179	Fr.	HS+	Tucson, Ariz. (Canyon del Oro HS)
23	Dakota Conwell	LB	6-2	215	Fr.	HS	Pittsburgh, Pa. (Upper St. Clair HS)
83	Michael Cooper	TE	6-5	240	So.	1L	The Woodlands, Texas (The Woodlands HS)
93	Lamar De Rego	DL	6-2	246	Sr.	1L	Waimea, Hawaii (Kamehameha HS/San Jose CC)
7	B.J. Denker	QB	6-3	177	Jr.	TR	Torrance, Calif. (North Torrance HS/Cerritos College)
9	^C.J. Dozier	LB	6-2	206	Fr.	HS	San Diego, Calif. (Chaparral HS)
13	Kyle Dugandzic	P	6-0	200	Sr.	1L	Agoura, Calif. (Agoura HS/Ventura College)
73	Fabbians Ebbele	OL	6-8	310	So.*	1L	Chicago, Ill. (Simeon HS)
20	Trevor Ermisch	WR	6-2	185	So.	1L+	Phoenix, Ariz. (Sandra Day O'Connor HS)
56	Tyler Ermisch	LB	6-3	225	Jr.*	RS+	Phoenix, Ariz. (Chaparral HS)
64	Faitele Faafoi	OL	6-4	305	Fr.*	RS	Tustin, Calif. (Tustin HS)
33	Jake Fischer	LB	6-0	215	Jr.*	2L	Oro Valley, Ariz. (Ironwood Ridge HS)
2	Marquis Flowers	S	6-3	221	Jr.	2L	Phoenix, Ariz. (Millennium HS)
81	Clive Georges	WR	6-1	166	Fr.	HS	Key West, Fla. (Key West HS)
84	Reggie Gilbert	DL	6-4	252	So.	1L	Laveen, Ariz. (Fairfax HS)
58	Devin Gordon	LB	6-3	221	Fr.*	RS+	Mesa, Ariz. (Red Mountain HS)
50	Chase Gorham	LS	6-3	259	So.*	1L+	Scottsdale, Ariz. (Chaparral HS)
26	Jourdon Grandon	CB	6-0	186	So.*	1L	Avondale, Ariz. (Westview HS)
5	Trey Griffey	WR	6-3	187	Fr.	HS	Orlando, Fla. (Dr. Phillips HS)
70	T.D. Gross	OL	6-6	271	Fr.	HS	San Diego, Calif. (Santana HS)
12	Adam Hall	S	6-4	213	Jr.*	2L	Tucson, Ariz. (Palo Verde HS)
44	Rob Hankins	LB	6-1	217	So.	1L	Dallas, Texas (Parish Episcopal HS)
1	Bryan Harper	DB	6-0	166	Fr.	HS	Rialto, Calif. (Colony HS)
65	Zach Hemmila	OL	6-3	329	Fr.	HS	Chandler, Ariz. (Chandler HS)
29	Austin Hill	WR	6-3	211	So.*	1L	Corona, Calif. (Eleanor Roosevelt HS)
19	Hank Hobson	LB	6-3	224	So.	1L	Bakersfield, Calif. (Stockdale HS)
37	Keahi Hogan	S	6-4	182	So.	TR+	Honolulu, Hawaii (Iolani School/Orange Coast College)
98	Tevin Hood	DL	6-0	302	Jr.	SQ+	Chandler, Ariz. (Hamilton HS/Duke/USD)
57	Cody Ippolito	LB	6-2	210	Fr.	HS	Paradise Valley, Ariz. (Chaparral HS)
12	Nick Isham	QB	6-0	195	So.	TR+	Calabasas, Calif. (Westlake HS/Louisiana Tech)
30	Johnny Jackson	WR	5-10	179	Fr.*	RS+	San Diego, Calif. (St. Augustine HS)
53	Sir Thomas Jackson	LB	6-0	215	Fr.*	RS+	Seattle, Wash. (O'Dea HS)
3	Daniel Jenkins	RB	5-9	196	Jr.*	2L	Moreno Valley, Calif. (Rancho Verde HS)
49	Tim Johnston	LS	6-3	215	Fr.*	SQ+	Piedmont, Calif. (Piedmont HS)
27	Terris Jones	RB	5-7	177	So.	RS+	Long Beach, Calif. (California HS)
99	Kyle Kelley	DL	6-3	243	Fr.	HS	Irvine, Calif. (Woodbridge HS)
17	Josh Kern	QB	6-5	197	Fr.	HS	San Antonio, Texas (Clark HS)
60	Carter Lees	OL	6-5	336	So.*	1L	Sugar Land, Texas (Fort Bend Kempner HS)
28	Anthony Lopez	LB	5-11	209	Fr.	HS	West Milford, N.J. (Mesquite HS [Ariz.])
77	Lene Maiava	OL	6-5	276	Fr.*	RS	Tafuna, American Samoa (Tafuna HS)
6	Jonathan McKnight	CB	5-11	167	So.*	1L	River Ridge, La. (John Curtis HS)
97	Dwight Melvin	DL	6-1	276	Fr.	HS	Phoenix, Ariz. (Fairfax HS)
71	Chris Merrill	DL	6-2	273	Sr.*	2L	Scottsdale, Ariz. (Saguaro HS)
36	Vince Miles	S	6-1	188	Fr.	SQ+	East Palo Alto, Calif. (St. Francis HS)
18	Terrence Miller	WR	6-4	226	Sr.	3L	Moreno Valley, Calif. (Rancho Verde HS)
96	Willie Mobley	DL	6-2	270	Sr.*	1L	Eden Prairie, Minn. (Eden Prairie HS/Ohio State/Orange Coast College)
8	Richard Morrison	WR	5-11	183	Jr.*	2L	Royse City, Texas (Royse City HS)
40	Brendan Murphy	S	5-11	181	Jr.	TR+	New Hartford, N.Y. (Chaparral HS [Ariz.]/Air Force Academy/Glendale Community College)
52	Dame Ndiaye	LB	6-4	219	Fr.*	RS	San Diego, Calif. (Hoover HS)
34	Greg Nwoko	LB	6-1	237	Sr.*	2L	Pflugerville, Texas (Pflugerville HS)
13	Jack Nykaza	QB	6-1	177	Fr.	HS+	Wilmette, Ill. (New Trier HS)
4	Patrick Onwuasor	DB	6-1	211	Fr.*	RS	Inglewood, Calif. (Inglewood HS)
11	William Parks	FS	6-1	190	Fr.	HS	Philadelphia, Pa. (Germantown HS)
90	Dan Pettinato	DL	6-4	265	So.*	1L	Grass Valley, Calif. (Nevada Union HS)
62	Chris Putton	OL	6-4	280	Jr.*	2L	Glendale, Ariz. (Cactus HS)
76	Kyle Quinn	C	6-3	290	Sr.*	3L	Brentwood, Calif. (Liberty HS)
17	Derrick Rainey	CB	6-1	184	Jr.*	2L	Houston, Texas (Northbrook HS)

2012 Arizona Football Media Guide

No.	Name	Pos.	Ht.	Wt.	Yr.	Exp.	Hometown (High School/Previous College)
80	David Richards	WR	6-4	203	Fr.*	RS	Palmdale, Calif. (Palmdale HS)
5	Shaquille Richardson	CB	6-1	186	Jr.	2L	Carson, Calif. (Los Alamitos HS)
39	Drew Riggleman	P	6-2	209	Fr.*	RS+	Tucson, Ariz. (Sahuaro HS)
87	Drew Robinson	TE	6-5	256	Sr.	1L	Coalville, Utah (North Summit HS /Snow College)
48	Jaime Salazar	PK	6-0	204	Sr.	SQ+	Garland, Texas (Garland HS/Trinity Valley CC)
29	Justin Samuels	CB	5-10	170	Jr.	SQ+	Camas, Wash. (Camas HS)
10	Yamen Sanders	S	6-4	187	Fr.	HS	Inglewood, Calif. (Culver City HS)
10	Matt Scott	QB	6-3	196	Sr.*	3L	Corona, Calif. (Centennial HS)
11	Tyler Slavin	WR	6-2	205	So.*	1L	Corona, Calif. (Eleanor Roosevelt HS)
86	Jake Smith	K	6-2	200	Jr.*	SQ+	Philadelphia, Pa. (Cheltenham HS/Syracuse/YSU)
24	Connor Sohns	CB	6-0	181	So.*	SQ+	Tucson, Ariz. (Sabino HS)
79	Trent Spurgeon	OL	6-8	324	So.*	1L	Owasso, Okla. (Owasso HS)
37	Ben Sullivan	TE	6-2	223	Fr.*	RS+	Tucson, Ariz. (Salpointe Catholic HS)
75	Kirifi Taula	DL	6-4	282	So.*	1L	Garden Grove, Calif. (Servite HS)
45	Elliott Taylor	RB	5-10	182	Sr.	SQ	Spring Valley, Calif. (Mt. Miguel HS/Southwestern CC)
38	Jared Tevis	S	5-10	197	So.	1L*	Tucson, Ariz. (Canyon del Oro HS)
91	Sione Tuihalamaka	DL	6-2	271	Jr.*	2L	Hawthorne, Calif. (Serra HS)
31	Taimi Tutogi	FB/DL	6-1	260	Sr.	3L	Chula Vista, Calif. (Chula Vista HS)
94	Christian Upshaw	DL	6-2	246	Sr.	SQ+	Phoenix, Ariz. (La Jolla HS/Western New Mexico)
95	Jowyn Ward	DL	6-2	282	Sr.*	3L	Katy, Texas (Mayde Creek HS)
32	J.T. Washington	RB	5-7	156	Fr.	HS	Indialantic, Fla. (Satellite HS)
43	Justin Washington	DL	6-2	268	Jr.*	2L	Cypress, Texas (Cypress Woods HS)
7	Mark Watley	FS	6-2	190	Sr.*	2L	Granada Hills, Calif. (Crespi Carmelite HS)
16	Garic Wharton	WR	5-11	164	So.*	1L	Las Vegas, Nev. (Valley HS)
34	Aaron White	LB	6-1	198	Fr.	HS+	Newport Beach, Calif. (Corona del Mar HS)
84	Sean Willet	WR	6-0	192	Jr.	SQ+	Mission Viejo, Calif. (Santa Margarita HS)
47	Shadow Williams	LB	6-0	226	Fr.	HS+	Tampa, Fla. (Land O' Lakes HS)
66	Charter Wood	OL	6-2	274	Fr.*	SQ+	Scottsdale, Ariz. (Chaparral HS/Colorado Mesa)
75	Shane Zink	OL	6-6	314	Sr.*	1L	Redding, Calif. (Enterprise HS/Shasta College)

2012 Numerical Roster (August 17, 2012)

* has used redshirt year + non-scholarship italic – incoming fall recruit ^mid-year enrollee

No.	Name	Pos.	Ht.	Wt.	Yr.	Exp.	Hometown (High School/Previous College)
1	Bryan Harper	DB	6-0	166	Fr.	HS	Rialto, Calif. (Colony HS)
2	Kylan Butler	RB	5-7	187	Jr.*	1L	Antioch, Calif. (De La Salle HS)
2	Marquis Flowers	S	6-3	221	Jr.	2L	Phoenix, Ariz. (Millennium HS)
3	Keoni Bush-Loo	DL/LB	6-4	229	Fr.	HS	Ewa Beach, Hawaii (Kamehameha HS)
3	Daniel Jenkins	RB	5-9	196	Jr.*	2L	Moreno Valley, Calif. (Rancho Verde HS)
4	Dan Buckner	WR	6-4	215	Sr.*	1L	Allen, Texas (Allen HS/University of Texas)
4	Patrick Onwuasor	DB	6-1	211	Fr.*	RS	Inglewood, Calif. (Inglewood HS)
5	Trey Griffey	WR	6-3	187	Fr.	HS	Orlando, Fla. (Dr. Phillips HS)
5	Shaquille Richardson	CB	6-1	186	Jr.	2L	Carson, Calif. (Los Alamitos HS)
6	Jonathan McKnight	CB	5-11	167	So.*	1L	River Ridge, La. (John Curtis HS)
7	B.J. Denker	QB	6-3	177	Jr.	TR	Torrance, Calif. (North Torrance HS/Cerritos College)
7	Mark Watley	FS	6-2	190	Sr.*	2L	Granada Hills, Calif. (Crespi Carmelite HS)
8	Richard Morrison	WR	5-11	183	Jr.*	2L	Royse City, Texas (Royse City HS)
9	Javelle Allen	QB	6-2	226	Fr.	HS	Prosper, Texas (Prosper HS)
9	^C.J. Dozier	LB	6-3	206	Fr.	HS	San Diego, Calif. (Chaparral HS)
10	Yamen Sanders	S	6-4	187	Fr.	HS	Inglewood, Calif. (Culver City HS)
10	Matt Scott	QB	6-3	196	Sr.*	3L	Corona, Calif. (Centennial HS)
11	William Parks	FS	6-1	190	Fr.	HS	Philadelphia, Pa. (Germantown HS)
11	Tyler Slavin	WR	6-2	205	So.*	1L	Corona, Calif. (Eleanor Roosevelt HS)
12	Adam Hall	S	6-4	213	Jr.*	2L	Tucson, Ariz. (Palo Verde HS)
12	Nick Isham	QB	6-0	195	So.	TR+	Calabasas, Calif. (Westlake HS/Louisiana Tech)
13	Kyle Dugandzic	P	6-0	200	Sr.	1L	Agoura, Calif. (Agoura HS/Ventura College)
13	Jack Nykaza	QB	6-1	177	Fr.	HS+	Wilmette, Ill. (New Trier HS)
15	Jarrell Bennett	WR	5-10	149	Fr.	HS	New Orleans, La. (Edna Karr HS)
15	John Bonano	K	6-0	214	Sr.*	3L	Salinas, Calif. (Palma HS)
15	Wayne Capers Jr.	S	6-1	189	Fr.	HS	Pittsburgh, Pa. (Chartiers Valley HS)
16	Garic Wharton	WR	5-11	164	So.*	1L	Las Vegas, Nev. (Valley HS)
17	Josh Kern	QB	6-5	197	Fr.	HS	San Antonio, Texas (Clark HS)
17	Derrick Rainey	CB	6-1	184	Jr.*	2L	Houston, Texas (Northbrook HS)
18	Terrence Miller	WR	6-4	226	Sr.	3L	Moreno Valley, Calif. (Rancho Verde HS)
19	Alex Cappellini	QB/WR	6-3	192	So.*	SQ+	Phoenix, Ariz. (Pinnacle HS/Humboldt/Orange Coast College)
19	Hank Hobson	LB	6-3	224	So.	1L	Bakersfield, Calif. (Stockdale HS)
20	Stephen Ascher	S	6-1	194	Fr.*	RS+	Newport Beach, Calif. (Corona del Mar HS)
20	Trevor Ermisch	WR	6-2	185	So.	1L+	Phoenix, Ariz. (Sandra Day O'Connor HS)
21	Tra'Mayne Bondurant	S	5-10	207	So.	1L	Vallejo, Calif. (Fairfield HS)
23	Jared Baker	RB	5-8	191	Fr.*	RS	Los Angeles, Calif. (Loyola HS)
23	Dakota Conwell	LB	6-2	215	Fr.	HS	Pittsburgh, Pa. (Upper St. Clair HS)
24	Connor Sohns	CB	6-0	181	So.*	SQ+	Tucson, Ariz. (Sabino HS)
25	Ka'Deem Carey	RB	5-10	197	So.	1L	Tucson, Ariz. (Canyon del Oro HS)
26	Jourdon Grandon	CB	6-0	186	So.*	1L	Avondale, Ariz. (Westview HS)
27	Jamar Allah	FS	6-1	189	Fr.	HS	Phoenix, Ariz. (North Canyon HS)
27	Terris Jones	RB	5-7	177	So.	RS+	Long Beach, Calif. (California HS)
28	Anthony Lopez	LB	5-11	209	Fr.	HS	West Milford, N.J. (Mesquite HS [Ariz.]
29	Austin Hill	WR	6-3	211	So.*	1L	Corona, Calif. (Eleanor Roosevelt HS)
29	Justin Samuels	CB	5-10	170	Jr.	SQ+	Camas, Wash. (Camas HS)
30	Johnny Jackson	WR	5-10	179	Fr.*	RS+	San Diego, Calif. (St. Augustine HS)
31	Taimi Tutogi	FB/DL	6-1	260	Sr.	3L	Chula Vista, Calif. (Chula Vista HS)
32	J.T. Washington	RB	5-7	156	Fr.	HS	Indialantic, Fla. (Satellite HS)
33	Jake Fischer	LB	6-0	215	Jr.*	2L	Oro Valley, Ariz. (Ironwood Ridge HS)
34	Greg Nwoko	LB	6-1	237	Sr.*	2L	Pflugerville, Texas (Pflugerville HS)
34	Aaron White	LB	6-1	198	Fr.	HS+	Newport Beach, Calif. (Corona del Mar HS)
35	Clint Cochrane	S	6-0	179	Fr.	HS+	Tucson, Ariz. (Canyon del Oro HS)
36	Vince Miles	S	6-1	188	Fr.	SQ+	East Palo Alto, Calif. (St. Francis HS)
37	Keahi Hogan	S	6-4	182	So.	TR+	Honolulu, Hawaii (Iolani School/Orange Coast College)

2012 Arizona Football Media Guide

No.	Name	Pos.	Ht.	Wt.	Yr.	Exp.	Hometown (High School/Previous College)
37	Ben Sullivan	TE	6-2	223	Fr.*	RS+	Tucson, Ariz. (Salpointe Catholic HS)
38	Jared Tevis	S	5-10	197	So.	1L*	Tucson, Ariz. (Canyon del Oro HS)
39	Drew Riggleman	P	6-2	209	Fr.*	RS+	Tucson, Ariz. (Sahuaro HS)
3	Keoni Bush-Loo	DL/LB	6-4	1229	Fr.	HS	Ewa Beach, Hawaii (Kamehameha HS)
40	Brendan Murphy	S	5-11	181	Jr.	TR+	New Hartford, N.Y. (Chaparral HS [Ariz.]/Air Force Academy/ Glendale Community College)
43	Justin Washington	DL	6-2	268	Jr.*	2L	Cypress, Texas (Cypress Woods HS)
44	Rob Hankins	LB	6-1	217	So.	1L	Dallas, Texas (Parish Episcopal HS)
45	Elliott Taylor	RB	5-10	182	Sr.	SQ	Spring Valley, Calif. (Mt. Miguel HS/Southwestern CC)
46	Blake Brady	S	5-11	191	So.*	1L	Orange, Calif. (Servite HS)
47	Shadow Williams	LB	6-0	226	Fr.	HS+	Tampa, Fla. (Land O' Lakes HS)
48	Jaime Salazar	PK	6-0	204	Sr.	SQ+	Garland, Texas (Garland HS/Trinity Valley CC)
49	Tim Johnston	LS	6-3	215	Fr.*	SQ+	Piedmont, Calif. (Piedmont HS)
50	Chase Gorham	LS	6-3	259	So.*	1L+	Scottsdale, Ariz. (Chaparral HS)
52	Dame Ndiaye	LB	6-4	219	Fr.*	RS	San Diego, Calif. (Hoover HS)
53	Sir Thomas Jackson	LB	6-0	215	Fr.*	RS+	Seattle, Wash. (O'Dea HS)
54	Addison Bachman	OL	6-4	297	Sr.	1L	Glendora, Calif. (Glendora HS/Chaffey College/Citrus College)
56	Tyler Ermisch	LB	6-3	225	Jr.*	RS+	Phoenix, Ariz. (Chaparral HS)
57	Cody Ippolito	LB	6-2	210	Fr.	HS	Paradise Valley, Ariz. (Chaparral HS)
58	Devin Gordon	LB	6-3	221	Fr.*	RS+	Mesa, Ariz. (Red Mountain HS)
59	Beau Boyster	OL	6-4	276	Fr.	HS	Temecula, Calif. (St. John Bosco HS)
60	Carter Lees	OL	6-5	336	So.*	1L	Sugar Land, Texas (Fort Bend Kempner HS)
61	Cayman Bundage	OL	6-2	265	Fr.	HS	Oklahoma City, Okla. (Douglass HS)
62	Chris Putton	OL	6-4	280	Jr.*	2L	Glendale, Ariz. (Cactus HS)
63	Brian Chacon	LS	6-3	267	Sr.	1L	Cypress, Calif. (Cypress HS)
64	Faitele Fafoi	OL	6-4	305	Fr.*	RS	Tustin, Calif. (Tustin HS)
65	Zach Hemmila	OL	6-3	329	Fr.	HS	Chandler, Ariz. (Chandler HS)
66	Carter Wood	OL	6-2	274	Fr.*	SQ+	Scottsdale, Ariz. (Chaparral HS/Colorado Mesa)
67	Jack Baucus	OL	6-6	290	Jr.*	2L	Mundelein, Ill. (Carmel Catholic HS)
68	Mickey Baucus	OL	6-8	285	So.*	1L	Mundelein, Ill. (Carmel Catholic HS)
69	Eric Bender-Ramsay	OL	6-6	330	Jr.*	1L	Carson, Calif. (Narbonne HS)
70	T.D. Gross	OL	6-6	271	Fr.	HS	San Diego, Calif. (Santana HS)
71	Chris Merrill	DL	6-2	273	Sr.*	2L	Scottsdale, Ariz. (Saguaro HS)
72	Trace Biskin	OL	6-5	282	Sr.*	1L	Westlake Village, Calif. (Oaks Christian HS)
73	Fabbians Ebbele	OL	6-8	310	So.*	1L	Chicago, Ill. (Simeon HS)
74	Jacob Arzouman	OL	6-5	270	Fr.*	RS	Tucson, Ariz. (Salpointe Catholic HS)
75	Kirifi Taula	DL	6-4	282	So.*	1L	Garden Grove, Calif. (Servite HS)
75	Shane Zink	OL	6-6	314	Sr.*	1L	Redding, Calif. (Enterprise HS/Shasta College)
76	Kyle Quinn	C	6-3	290	Sr.*	3L	Brentwood, Calif. (Liberty HS)
77	Lene Maiava	OL	6-5	276	Fr.*	RS	Tafuna, American Samoa (Tafuna HS)
79	Trent Spurgeon	OL	6-8	324	So.*	1L	Owasso, Okla. (Owasso HS)
80	David Richards	WR	6-4	203	Fr.*	RS	Palmdale, Calif. (Palmdale HS)
81	Clive Georges	WR	6-1	166	Fr.	HS	Key West, Fla. (Key West HS)
82	Ademola Adeniran	WR	5-7	160	So.	SQ+	Phoenix, Ariz. (North HS/Avila University)
83	Michael Cooper	TE	6-5	240	So.	1L	The Woodlands, Texas (The Woodlands HS)
84	Reggie Gilbert	DL	6-4	252	So.	1L	Laveen, Ariz. (Fairfax HS)
84	Sean Willet	WR	6-0	192	Jr.	SQ+	Mission Viejo, Calif. (Santa Margarita HS)
86	Jake Smith	K	6-2	200	Jr.*	TR+	Philadelphia, Pa. (Cheltenham HS/Syracuse/YSU)
87	Drew Robinson	TE	6-5	256	Sr.	1L	Coalville, Utah (North Summit HS/Snow College)
89	R.J. Agüero	WR	6-2	190	Fr.*	SQ+	Laredo, Texas (John B. Alexander HS)
90	Dan Pettinato	DL	6-4	265	So.*	1L	Grass Valley, Calif. (Nevada Union HS)
91	Sione Tuihalamaka	DL	6-2	271	Jr.*	2L	Hawthorne, Calif. (Serra HS)
92	Dominique Austin	DL	6-5	285	Sr.*	3L	La Puente, Calif. (Bishop Amat HS)
93	Lamar De Rego	DL	6-2	246	Sr.	1L	Waimea, Hawaii (Kamehameha HS/San Jose CC)
94	Christian Upshaw	DL	6-2	246	Sr.	SQ+	Phoenix, Ariz. (La Jolla HS/Western New Mexico)
95	Jowyn Ward	DL	6-2	282	Sr.*	3L	Katy, Texas (Mayde Creek HS)
96	Willie Mobley	DL	6-2	270	Sr.*	1L	Eden Prairie, Minn. (Eden Prairie HS/Ohio State/ Orange Coast College)
97	Dwight Melvin	DL	6-1	276	Fr.	HS	Phoenix, Ariz. (Fairfax HS)
98	Tevin Hood	DL	6-0	302	Jr.	SQ+	Chandler, Ariz. (Hamilton HS/Duke/USD)
99	Kyle Kelley	DL	6-3	243	Fr.	HS	Irvine, Calif. (Woodbridge HS)

Fifth-Year Seniors: DL Dominique Austin (graduate), OL Trace Biskin (graduate), WR Dan Buckner (two at Texas), DL Chris Merrill (graduate), DL Willie Mobley, LB Greg Nwoko, C Kyle Quinn (graduate), QB Matt Scott, DL Jowyn Ward, FS Mark Watley

Seniors: OL Addison Bachman, K John Bonano (graduate), LS Brian Chacon, DL Lamar De Rego, P Kyle Dugandzic, WR Terrence Miller, TE Drew Robinson, K Jaime Salazar, RB Elliott Taylor, FB/DL Taimi Tutogi, DL Christian Upshaw, OL Shane Zink

Juniors: OL Jack Baucus, OL Eric Bender-Ramsay, RB Kylan Butler, QB B.J. Denker, LB Tyler Ermisch, LB Jake Fischer, S Marquis Flowers, S Adam Hall, S Keahi Hogan, DL Tevin Hood, RB Daniel Jenkins, RB Terris Jones, WR Richard Morrison, S Brendan Murphy, OL Chris Putton, CB Derrick Rainey, CB Shaquille Richardson, CB Justin Samuels, K Jake Smith, DL Sione Tuihalamaka, DL Justin Washington, WR Sean Willet

Sophomores: WR Ademola Adeniran, OL Mickey Baucus, LB Tra'Mayne Bondurant, DB Blake Brady, WR/QB Alex Cappellini, RB Ka'Deem Carey, TE Michael Cooper, OL Fabbians Ebbele, WR Trevor Ermisch, DL Reggie Gilbert, LS Chase Gorham, DB Jourdon Grandon, LB Rob Hankins, WR Austin Hill, LB Hank Hobson, QB Nick Isham, RB Terris Jones, OL Carter Lees, CB Jonathan McKnight, DL Dan Pettinato, WR Tyler Slavin, CB Connor Sohns, OL Trent Spurgeon, DL Kirifi Taula, DB Jared Tevis, WR Garic Wharton

Redshirt Freshmen: WR R.J. Agüero, OL Jacob Arzouman, DB Stephen Ascher, RB Jared Baker, OL Faitele Fafoi, LB Devin Gordon, WR Johnny Jackson, LB Sir Thomas Jackson, OL Lene Maiava, WR Vince Miles, LB Dame Ndiaye, DB Patrick Onwuasor, WR David Richards, P Drew Riggleman, TE Ben Sullivan, OL Carter Wood

True Freshmen: DB Jamar Allah, QB Javelle Allen, WR Jarrell Bennett, OL Beau Boyster, OL Cayman Bundage, LB/DL Keoni Bush-Loo, S Wayne Capers Jr., S Clint Cochrane, LB Dakota Conwell, LB C.J. Dozier, WR Clive Georges, WR Trey Griffey, OL T.D. Gross, DB Bryan Harper, OL Zach Hemmila, LS Tim Johnston, DL Kyle Kelley, QB Josh Kern, LB Anthony Lopez, DL Dwight Melvin, QB Jack Nykaza, FS William Parks, S Yamen Sanders, RB J.T. Washington, LB Shadow Williams

Lettered as True Freshmen: LB Tra'Mayne Bondurant, RB Ka'Deem Carey, TE Michael Cooper, WR Trevor Ermisch, S Marquis Flowers, DL Reggie Gilbert, LB Rob Hankins, LB Hank Hobson, WR Terrence Miller, CB Shaquille Richardson, QB Matt Scott, DB Jared Tevis, FB Taimi Tutogi

2012 Arizona Football Media Guide

2012 Geographical Roster (August 17, 2012)

Arizona

Jourdon Grandon, CB
Zach Hemmila, OL
Tevin Hood, DL
Chris Putton, OL
Reggie Gilbert, DL
Devin Gordon, LB
Jake Fischer, LB
Ademola Adeniran, WR
Jamar Allah, FS
Alex Cappellini, WR/QB
Trevor Ermisch, WR
Tyler Ermisch, LB
Marquis Flowers, S
Dwight Melvin, DL
Christian Upshaw, DL
Chase Gorham, LS
Chris Merrill, DL
Carter Wood, OL
Adam Hall, S
Connor Sohns, CB
Ka'Deem Carey, RB
Clint Cochrane, S
Ben Sullivan, TE
Jared Tevis, S
Drew Rigglesman, P
Jacob Arzouman, OL

Avondale, Ariz. (Westview HS)
Chandler, Ariz. (Chandler HS)
Chandler, Ariz. (Hamilton HS)
Glendale, Ariz. (Cactus HS)
Laveen, Ariz. (Fairfax HS)
Mesa, Ariz. (Red Mountain HS)
Oro Valley, Ariz. (Ironwood Ridge HS)
Phoenix, Ariz. (North HS)
Phoenix, Ariz. (North Canyon HS)
Phoenix, Ariz. (Pinnacle HS)
Phoenix, Ariz. (Sandra Day O'Connor HS)
Phoenix, Ariz. (Chaparral HS)
Phoenix, Ariz. (Millennium HS)
Phoenix, Ariz. (Fairfax HS)
Phoenix, Ariz. (La Jolla HS)
Scottsdale, Ariz. (Chaparral HS)
Scottsdale, Ariz. (Saguaro HS)
Scottsdale, Ariz. (Chaparral HS)
Tucson, Ariz. (Palo Verde HS)
Tucson, Ariz. (Sabino HS)
Tucson, Ariz. (Canyon del Oro HS)
Tucson, Ariz. (Canyon del Oro HS)
Tucson, Ariz. (Salpointe Catholic HS)
Tucson, Ariz. (Canyon del Oro HS)
Tucson, Ariz. (Sahuaro HS)
Tucson, Ariz. (Salpointe Catholic HS)

California

Kyle Dugandzic, P
Kylan Butler, RB
Hank Hobson, LB
Kyle Quinn, C
Nick Isham, QB
Eric Bender-Ramsay, OL
Shaquille Richardson, CB
Taimi Tutogi, FB/DL
Austin Hill, WR
Matt Scott, QB
Tyler Slavin, WR
Brian Chacon, LS
Vince Miles, S
Mark Watley, FS
Kirifi Taula, DL
Addison Bachman, OL
Dan Pettinato, DL
Sione Tuihalamaka, DL
Patrick Onwuasor, DB
Kyle Kelley, DL
Dominique Austin, DL
Terris Jones, RB
Jared Baker, RB
Yamen Sanders, S
Sean Willet, WR
Daniel Jenkins, RB
Terrence Miller, WR
Stephen Ascher, S
Aaron White, LB
Bryan Harper, DB
Blake Brady, S
David Richards, WR
Tim Johnston, LS
Shane Zink, OL
John Bonano, K
C.J. Dozier, LB
T.D. Gross, OL
Johnny Jackson, WR
Dame Ndiaye, LB
Elliott Taylor, RB
Beau Boyster, OL
B.J. Denker, QB
Faitele Faafoi, OL
Tra'Mayne Bondurant, S
Trace Biskin, OL

Agoura, Calif. (Agoura HS)
Antioch, Calif. (De La Salle HS)
Bakersfield, Calif. (Stockdale HS)
Brentwood, Calif. (Liberty HS)
Calabasas, Calif. (Westlake HS)
Carson, Calif. (Narbonne HS)
Carson, Calif. (Los Alamitos HS)
Chula Vista, Calif. (Chula Vista HS)
Corona, Calif. (Eleanor Roosevelt HS)
Corona, Calif. (Centennial HS)
Corona, Calif. (Eleanor Roosevelt HS)
Cypress, Calif. (Cypress HS)
East Palo Alto, Calif. (St. Francis HS)
Granada Hills, Calif. (Crespi Carmelite HS)
Garden Grove, Calif. (Servite HS)
Glendora, Calif. (Glendora HS)
Grass Valley, Calif. (Nevada Union HS)
Hawthorne, Calif. (Serra HS)
Inglewood, Calif. (Inglewood HS)
Irvine, Calif. (Woodbridge HS)
La Puente, Calif. (Bishop Amat HS)
Long Beach, Calif. (California HS)
Los Angeles, Calif. (Loyola HS)
Inglewood, Calif. (Culver City HS)
Mission Viejo, Calif. (Santa Margarita HS)
Moreno Valley, Calif. (Rancho Verde HS)
Moreno Valley, Calif. (Rancho Verde HS)
Newport Beach, Calif. (Corona del Mar HS)
Newport Beach, Calif. (Corona del Mar HS)
Ontario, Calif. (Colony HS)
Orange, Calif. (Servite HS)
Palmdale, Calif. (Palmdale HS)
Piedmont, Calif. (Piedmont HS)
Redding, Calif. (Enterprise HS)
Salinas, Calif. (Palma HS)
San Diego, Calif. (Chaparral HS)
San Diego, Calif. (Santana HS)
San Diego, Calif. (St. Augustine HS)
San Diego, Calif. (Hoover HS)
Spring Valley, Calif. (Mt. Miguel HS)
Temecula, Calif. (St. John Bosco HS)
Torrance, Calif. (North Torrance HS)
Tustin, Calif. (Tustin HS)
Vallejo, Calif. (Fairfield HS)
Westlake Village, Calif. (Oaks Christian HS)

Florida

J.T. Washington, RB
Clive Georges, WR
Trey Griffey, WR
Shadow Williams, LB

Indialantic, Fla. (Satellite HS)
Key West, Fla. (Key West HS)
Orlando, Fla. (Dr. Phillips HS)
Tampa, Fla. (Land O' Lakes HS)

Hawaii

Keoni Bush-Loo, LB/DL
Keahi Hogan, S
Lamar De Rego, DL

Ewa Beach, Hawaii (Kamehameha HS)
Honolulu, Hawaii (Iolani School)
Waimea, Hawaii (Kamehameha HS)

2012 Geographical Roster (August 17, 2012)

Illinois

Fabbians Ebbele, OL
Jack Baucus, OL
Mickey Baucus, OL
Jack Nykaza, QB

Chicago, Ill. (Simeon HS)
Mundelein, Ill. (Carmel Catholic HS)
Mundelein, Ill. (Carmel Catholic HS)
Wilmette, Ill. (New Trier HS)

Louisiana

Jarrell Bennett, WR
Jonathan McKnight, CB

New Orleans, La. (Edna Karr HS)
River Ridge, La. (John Curtis HS)

Minnesota

Willie Mobley, DL

Eden Prairie, Minn. (Eden Prairie HS)

Nevada

Garic Wharton, WR

Las Vegas, Nev. (Valley HS)

New Jersey

Anthony Lopez, LB

West Milford, N.J. (Mesquite HS [Ariz.])

New York

Brendan Murphy, S

New Hartford, N.Y. (Chaparral HS [Ariz.])

Oklahoma

Cayman Bundage, OL
Trent Spurgeon, OL

Oklahoma City, Okla. (Douglass HS)
Owasso, Okla. (Owasso HS)

Pennsylvania

Jake Smith, K
William Parks, FS
Wayne Capers Jr., S
Dakota Conwell, LB

Philadelphia, Pa. (Cheltenham HS)
Philadelphia, Pa. (Germantown HS)
Pittsburgh, Pa. (Chartiers Valley HS)
Pittsburgh, Pa. (Upper St. Clair HS)

Texas

Dan Buckner, WR
Justin Washington, DL
Rob Hankins, LB
Jaime Salazar, PK
Derrick Rainey, CB
Jowyn Ward, DL
R.J. Agüero, WR
Greg Nwoko, LB
Javelle Allen, QB
Richard Morrison, WR
Josh Kern, QB
Carter Lees, OL
Michael Cooper, TE

Allen, Texas (Allen HS)
Cypress, Texas (Cypress Woods HS)
Dallas, Texas (Parish Episcopal HS)
Garland, Texas (Garland HS)
Houston, Texas (Northbrook HS)
Katy, Texas (Mayde Creek HS)
Laredo, Texas (John B. Alexander HS)
Pflugerville, Texas (Pflugerville HS)
Prosper, Texas (Prosper HS)
Royse City, Texas (Royse City HS)
San Antonio, Texas (Clark HS)
Sugar Land, Texas (Fort Bend Kempner HS)
The Woodlands, Texas (The Woodlands HS)

Utah

Drew Robinson, TE

Coalville, Utah (North Summit HS)

Washington

Justin Samuels, CB
Sir Thomas Jackson, LB

Camas, Wash. (Camas HS)
Seattle, Wash. (O'Dea HS)

American Samoa

Lene Maiava, OL

Tafuna, American Samoa (Tafuna HS)

Pronunciation Guide

Players

Jacob Arzouman	are-ZOO-mun
Dominique Austin	dom-ih-neeek
Jarrell Bennett	Juh-rell
Kylan Butler	cay-lin
Brian Chacon	shuh-CONE
Lamar De Rego	deh-RAY-go
Kyle Dugandzic	doo-GANDS-ick
Fabbians Ebbele	ebb-eh-lee
Faitele Faafoi	fah-ih-tay-lay fAH-uh-foy
Marquis Flowers	mar-keece
Zach Hemmila	hem-i-luh
Lene Maiava	leh-nay my-AH-vah
Dame Ndiaye	dahm jye
Greg Nwoko	nuh-WOE-koe
Patrick Onwuasor	ahn-woo-AH-soar
Dan Pettinato	pet-in-knot-oh
Jaime Salazar	high-may SAH-lah-zar
Kirifi Taula	keh-REE-fee tah-OO-lah
Sione Tuihalamaka	see-OH-nay too-ee-hah-la-MAH-kah
Taimi Tutogi	TIE-mee tuh-TOE-gee (hard g)

Coaches

Robert Anae	uh-NIGH
Bill Kirelawich	Kerr-LAV-itth (lav as in have)

2012 Arizona Football Media Guide

2012 Depth Chart (July 22, 2012)

Offense

Pos	No.	Name	Ht.	Wt.	Year-Exp.
WR	4	Dan Buckner	6-4	214	SR-1L*
or	80	David Richards	6-4	203	FR-RS*
WR	16	Garic Wharton	5-11	163	SO-1L*
or	18	Terrance Miller	6-4	228	SR-3L
LT	62	Chris Putton	6-4	282	JR-2L*
or	69	Eric Bender-Ramsay	6-6	333	JR-1L*
or	79	Trent Spurgeon	6-8	324	SO-1L*
LG	54	Addison Bachman	6-4	297	SR-1L
or	75	Shane Zink	6-6	314	SR-1L*
C	76	Kyle Quinn	6-3	294	SR-3L*
	54	Addison Bachman	6-4	297	SR-1L
RG	72	Trace Biskin	6-5	282	SR-1L*
	64	Faitele Faafoi	6-4	305	FR-RS*
RT	74	Jacob Arzouman	6-5	272	FR-RS*
or	77	Lene Maiava	6-5	277	FR-RS*
or	68	Mickey Baucus	6-8	290	SO-1L*
TE	87	Drew Robinson	6-5	257	SR-1L
or	83	Michael Cooper	6-5	240	SO-1L
QB	10	Matt Scott	6-3	197	SR-3L*
	8	Richard Morrison	5-11	183	JR-2L*
or	7	B.J. Denker	6-3	195	JR-TR
RB	3	Daniel Jenkins	5-9	195	JR-2L*
or	25	Ka'Deem Carey	5-10	203	SO-1L
RB	31	Taimi Tutogi	6-1	260	SR-3L
	2	Kylan Butler	5-7	186	JR-1L*
Slot	8	Richard Morrison	5-11	183	JR-2L*
or	11	Tyler Slavin	6-2	200	SO-1L*

Defense

DE	90	Dan Pettinato	6-4	267	SO-1L*
or	84	Reggie Gilbert	6-3	254	SO-1L*
or	95	Jowyn Ward	6-2	282	SR-3L*
DT	91	Sione Tuihalamaka	6-2	275	JR-2L*
or	71	Chris Merrill	6-2	274	SR-2L*
DE	43	Justin Washington	6-2	268	JR-2L*
or	75	Kirifi Taula	6-4	282	SO-1L*
LB	33	Jake Fischer	5-11	215	JR-2L*
	9	C.J. Dozier	6-2	210	FR-HS
LB	44	Rob Hankins	6-1	218	SO-1L
LB	19	Hank Hobson	6-2	224	SO-1L
CB	5	Shaquille Richardson	6-1	188	JR-2L
or	6	Jonathan McKnight	5-11	170	SO-1L*
S	38	Jared Tevis	5-10	198	SO-1L
	46	Blake Brady	5-11	196	SO-1L*
S	36	Vince Miles	6-1	189	FR-SQ
or	7	Mark Watley	6-2	177	SR-2L*
or	26	Jourdon Grandon	6-0	186	SO-1L*
S	2	Marquis Flowers	6-3	221	JR-2L
or	21	Tra'Mayne Bondurant	5-10	208	SO-1L
	46	Blake Brady	5-11	196	SO-1L*
CB	17	Derrick Rainey	6-1	183	JR-2L*
or	6	Jonathan McKnight	5-11	170	SO-1L*

Special Teams

PK	15	John Bonano	6-0	216	SR-3L*
or	86	Jake Smith	6-2	204	JR-TR*
KO	15	John Bonano	6-0	216	SR-3L*
or	86	Jake Smith	6-2	204	JR-TR*
P	13	Kyle Dugandzic	5-11	204	SR-1L
	39	Drew Riggleman	6-1	207	FR-RS*
LS	63	Brian Chacon	6-3	270	SR-1L
PR	8	Richard Morrison	5-11	183	JR-2L*
or	6	Jonathan McKnight	5-11	170	SO-1L*
KOR	8	Richard Morrison	5-11	183	JR-2L*
or	2	Kylan Butler	5-7	186	JR-1L*

*has used a redshirt year

2012 Arizona Football Media Guide



Rich Rodriguez, Head Coach

Year in Coaching: 28th
Years at Arizona: First

Rich Rodriguez was introduced as the 30th head coach of the University of Arizona football program on Nov. 22, 2011, ending a stint as a sports television commentator to return to an 18-year head coaching career.

"We looked far and wide for our next coach and found what we were looking for in Rich Rodriguez," said UA Director of

Athletics Greg Byrne. "He's a talented, proven leader with outstanding success at the top level of college football."

Rodriguez was most recently head coach at Michigan from 2008 to 2010 and made a Division I statement as head coach at West Virginia from 2001-07 where he compiled a 60-26 record and won four Big East Conference titles. He has served as a football analyst for CBS Sports during the 2011 season.

"I'm eager to get back to coaching and look forward to becoming part of the Arizona family," Rodriguez said. "It's a great opportunity for me and I believe that outstanding success is on the horizon for Arizona football."

Rodriguez carries a career college coaching record of 120-84-2 in 18 seasons, marked by Division I records of 60-26 at West Virginia and 15-22 at Michigan. He began his head coaching career at Salem (W.Va.) University in 1988 and then coached at Glenville State (W.Va.) from 1990-96.

Rodriguez's West Virginia teams were Big East Champions in 2003, 2004, 2005 and 2007 while appearing in two BCS bowls, the 2005 Sugar Bowl with a victory over Georgia for an 11-1 record and a victory over Oklahoma in the 2007 Fiesta Bowl to finish 10-2 shortly after Rodriguez had left for Michigan. His 2006 club finished 11-2 after a victory over Georgia Tech in the Gator Bowl. He also coached the Mountaineers to the 2002 Continental Tire Bowl and the 2003 and 2004 Gator Bowl.

While at Salem, he was a secondary coach and special teams coordinator in 1986 and assistant head coach and defensive coordinator in 1987. He was the youngest head coach in college football when appointed by Salem in 1988 at age 24. The school disbanded its football program the next year and he served as a volunteer assistant at West Virginia working with outside linebackers in 1989.

Prior to accepting the West Virginia job in late November 2000, Rodriguez served as offensive coordinator and associate head coach for Tommy Bowden at Clemson in 1999 and 2000, with the Tigers recording a 15-9 record in two seasons. He was offensive coordinator and quarterbacks coach for Bowden at Tulane for two years prior to that, 1997-98, where he helped lead the Green Wave to a 19-4 mark, including an undefeated 12-0 season with the Conference USA Champs and Liberty Bowl victors in 1998.

At Glenville State, his teams won or shared four-consecutive West Virginia Intercollegiate Athletic Conference titles and he was named WVIAC Coach of the Year in 1993 and 1994, as well as the NAIA Coach of the Year after leading his team to a national runner-up finish. He also was recognized by the West Virginia Sports Writers Association as the state College Coach of the Year for all sports in 1993. He led the Pioneers to the national playoffs twice and posted a 43-28-2 record. He also served as Glenville's AD in 1995-96 and was inducted into its Hall of Fame in 2003.

Rodriguez graduated from West Virginia in 1986, where he started as a walk-on in 1981 and became a three-year letterwinner as a defensive back from 1982-84. He added a master's degree from Salem in 1987. He is a native of Grant Town, W. Va., and graduated from North Marion High School. Rich and his wife, Rita, have two children, Raquel and Rhett.

Rodriguez Coaching History

2008-10	Michigan, head coach (15-22)
2001-07	West Virginia, head coach (60-26) Big East Champions 2003-05, 2007
1999-2000	Clemson, offensive coordinator/quarterbacks
1997-98	Tulane, offensive coordinator/quarterbacks
1990-96	Glenville State, head coach (43-28-2) WVIAC Champions 1993-96
1989	West Virginia, volunteer assistant
1988	Salem, head coach (2-8)
1987	Salem University, asst. head coach/def. coordinator
1986	Salem University, secondary/special teams
1985	West Virginia, student assistant

Overall head coaching career: 120-84-2

Division I-A head coaching: 75-48

Year-By-Year as Head Coach

Year	Rec	Conf (place)	School	Bowl
2010	7-6	3-5 (T-7th)	Michigan	Gator
2009	5-7	1-7 (10th)	Michigan	
2008	3-9	2-6 (9th)	Michigan (Big Ten)	
2007	10-2	5-2 (T-2nd)	West Virginia	Fiesta
2006	11-2	5-2 (T-2nd)	West Virginia	Gator
2005	11-1	7-0 (1st)	West Virginia	Sugar
2004	8-4	4-2 (T-1st)	West Virginia	Gator
2003	8-5	6-1 (T-1st)	West Virginia	Gator
2002	9-4	6-1 (2nd)	West Virginia	Continental Tire
2001	3-8	1-7 (7th)	West Virginia (Big East)	
1996	6-4	6-1 (T-1st)	Glenville State	
1995	8-2	6-1 (T-1st)	Glenville State	
1994	8-3	5-1 (T-1st)	Glenville State	
1993	10-3	6-1 (1st)	Glenville State	
1992	6-4	5-2 (3rd)	Glenville State	
1991	4-5-1	3-4 (T-5th)	Glenville State	
1990	1-7-1	1-5 (T-6th)	Glenville State (WVIAC)	
1988	2-8	2-5 (5th)	Salem University (WVIAC)	

Rich Rodriguez File

Hometown	Grant Town, W.Va.
High School	North Marion
College	West Virginia, 1986
Master's	Salem University, 1987
Playing Career	West Virginia, 1981-84, defensive back
Family	Wife, Rita; Children, Raquel and Rhett

Arizona Coaches' Primary Recruiting Areas

Rich Rodriguez	- all areas
Calvin Magee	- New Orleans, offensive players
Rod Smith	- Tampa, San Diego, quarterbacks
Jeff Casteel	- Tucson, defensive players
Tony Gibson	- Northern California, South Carolina, Georgia, Oregon, Ohio
Spencer Leftwich	- Texas
Robert Anae	- So. California, Inland Empire, Hawaii, American Samoa, Utah, Washington
Tony Dews	- Los Angeles/Orange County, Virginia, Maryland, Washington D.C.
Bill Kirelawich	- Bakersfield/Fresno, Gulf Coast, Fla.
David Lockwood	- West Phoenix, Nevada, New Jersey, Philadelphia, Orlando, Minnesota, Illinois
Matt Dudek	- Director of On-Campus Recruiting and Player Personnel

2012 Arizona Football Media Guide



**Calvin Magee, Associate Head Coach/
Co-Offensive Coordinator/Running Backs**

Year in Coaching: 23rd

Year at Arizona: First

Magee joined the Arizona staff on Dec. 7, 2011 as Arizona's associate head coach, co-offensive coordinator and running backs coach. He's been a successful coordinator of spread-option running attacks for head coach Rich

Rodriguez at a number of stops.

During the 2011 season, he served as assistant head coach and co-offensive coordinator at Pittsburgh. With more than 20 years in coaching, he has been on the sidelines for eight bowl games.

Magee coached for Rodriguez for three years at Michigan (2008-10) and for seven years at West Virginia (2001-07). He was associate head coach, offensive coordinator and running backs coach at Michigan, and coached running backs throughout his tenure in Morgantown while adding the coordinator post his final three seasons and assistant head coach his last year at West Virginia.

Magee was an All-American tight end at Southern University, earning first-team honors in 1983 and 1984. He led the Jaguars each of his four seasons (1981-84) and was MVP of the 1985 Freedom Bowl. He was a three-time All-Southwestern Athletic Conference selection. He was inducted into the Southern University Hall of Fame in 2000.

Following his playing tenure at Southern, he had a five-year stint in the National Football League with the Tampa Bay Buccaneers (1985-89).

He began his college coaching career at South Florida where he coached tight ends (1996), running backs (1999-00) and served as running game coordinator those final two years.

A native of New Orleans, Magee earned a bachelor's degree from South Florida in 1990. He and his wife, Rosie, have two daughters, Jade and Jasmine, and a son, Bryson.

Magee's Coaching History

2011	Pittsburgh, assistant head coach/co-offensive coordinator/running backs
2008-10	Michigan, offensive coordinator/running backs
2007	West Virginia, assistant head coach/offensive coordinator/running backs
2005-07	West Virginia, offensive coordinator/running backs
2001-06	West Virginia, running backs
1999-2000	South Florida, running backs/running game coordinator
1997-98	South Florida, running backs
1996	South Florida, tight ends
1990-95	Tampa Catholic High School, assistant head coach/offensive coordinator

Magee in the Bowls

2011	BBVA Compass Bowl, Pittsburgh, co-coordinator
2010	Gator Bowl, Michigan coordinator
2007	Fiesta Bowl, West Virginia coordinator
2006	Gator Bowl, West Virginia coordinator
2005	Sugar Bowl, West Virginia coordinator
2004	Gator Bowl, West Virginia assistant
2003	Gator Bowl, West Virginia assistant
2002	Continental Tire Bowl, West Virginia assistant

Calvin Magee File

Hometown	New Orleans, La.
High School	Booker T. Washington
College	South Florida, 1990
Playing Career	Southern, 1981-84, tight end NFL - Tampa Bay, 1985-89, tight end
Family	Wife, Rosie; Children, Jade, Bryson, Jasmine
Recruiting Area	New Orleans, offensive players



**Rod Smith,
Co-Offensive Coordinator/Quarterbacks**

Year in Coaching: 16th

Year at Arizona: First

University of Arizona head coach Rich Rodriguez added Rod Smith to his staff in December 2011 as co-offensive coordinator and quarterbacks coach, bringing the former colleague from the staff at Indiana where he held

the same post under Kevin Wilson in 2011.

Smith coached quarterbacks under Rodriguez at Michigan from 2008 to 2010 and one season under Rodriguez at West Virginia in 2007. He helped develop two of the most explosive signal callers in Rodriguez' offensive system, WVU's Pat White and Michigan's Denard Robinson. Additionally, he has coached in four bowl games.

Smith was offensive coordinator and quarterbacks coach at South Florida in 2005 and 2006 after starting on the staff there as passing game coordinator and quarterbacks coach in 2001.

He played under Rodriguez as a quarterback at Glenville State from 1993-96, where he earned his undergraduate degree in 1997. He was an All-American and team captain his senior year.

Smith began his coaching career as offensive coordinator at Franklin High School in West Virginia (1997) before joining the college ranks as offensive coordinator at Urbana (Ohio) University (1998-99) and offensive coordinator at West Virginia Tech (2000).

He also spent time as a graduate assistant at Clemson in 2001 working with offensive coordinator Rodriguez and relocated with Rodriguez as a graduate assistant member of the coach's initial staff at WVU for a few months before taking a fulltime position at USF.

Smith received a master's degree from Urbana University (Ohio) in 2000. He and his wife, Charlene, have a son, Alex, and a daughter, Sasha.

Smith's Coaching History

2011	Indiana, co-offensive coordinator/quarterbacks
2008-10	Michigan, quarterbacks
2007	West Virginia, quarterbacks
2005-06	South Florida, offensive coordinator/quarterbacks
2001-04	South Florida, quarterbacks/passing game coordinator
2001	Clemson, graduate assistant; West Virginia graduate assistant
2000	West Virginia Tech, offensive coordinator
1998-99	Urbana University, offensive coordinator
1997	Franklin High School (W. Va.), offensive coordinator

Smith in the Bowls

2010	Gator Bowl, Michigan assistant
2007	Fiesta Bowl, West Virginia assistant
2006	Papa John's Bowl, South Florida assistant
2005	Meineke Car Care Bowl, South Florida assistant
2001	Gator Bowl, Clemson graduate assistant

2012 Arizona Football Media Guide

Rod Smith File

Hometown	Franklin, W. Va.
High School	Franklin
College	Glenville State, 1997
Master's	Urbana University (Ohio), 2000
Playing Career	Glenville State, 1993-96, quarterback
Family	Wife, Charlene; Children, Alex and Sasha
Recruiting Area	San Diego, Florida, quarterbacks



Jeff Casteel Defensive Coordinator/Linebackers

Year in Coaching: 29th
Year at Arizona: First

Veteran defensive coordinator Jeff Casteel was appointed to take over Arizona's defense on Jan. 11, 2012. He'll also coach linebackers in the second level of UA's scheme.

He has more than 25 years of coaching experience and was Rivals' 2007 Defensive Coordinator of the Year and its 2008 Big East Coordinator of the Year. He has coached in 11 bowl games.

Casteel was defensive coordinator and linebackers coach at West Virginia during the 2003-11 seasons and spent the 2002 season in Morgantown as co-coordinator. He worked with the defensive line at WVU in 2001 and as defensive ends coach at UTEP in 2000.

His multiple spread defense, the 3-3-5, normally uses three down linemen and at times up to half a dozen defensive backs. His 2011 version helped the Mountaineers contain a potent Clemson offense and beat the Tigers, 70-33, in the 2012 Orange Bowl, with four turnovers gained, one for a score.

Among some of Casteel's noteworthy defenses at WVU were units that were No. 4 nationally in turnover margin in 2003; No. 7 nationally in turnover margin and No. 15 in total defense in 2005; best in the Big East and No. 13 nationally in rushing defense and 25th in turnover margin in 2006; No. 7 in total defense, No. 8 in scoring defense, No. 9 in turnover margin and top-20 marks in sacks and rushing defense in 2007; No. 11 in scoring defense and top-20 marks in turnover margin and pass efficiency defense in 2008; and No. 3 nationally in total defense in 2010.

He began his coaching career at California University in Pennsylvania as a graduate assistant from 1984-86, and then coached the defensive line at Palmetto High School in Miami, Fla., for a year.

He was the defensive line and strength coach at Shepherd University in Shepherdstown, W. Va., in 1989 and 1990 and assistant head coach and defensive coordinator from 1991 to 1999 at Shepherd before moving to Division I football at UTEP.

Shepherd teams won West Virginia Intercollegiate Athletic Conference titles six times while he was assistant head coach. He was part of a WVU staff that led the Mountaineers to an average of 10 victories per season from 2006-11, two of those under Rich Rodriguez.

Casteel and his wife, Rosemary, have two children, Jacob and Sarah. He holds bachelor's and master's degrees from California University (Pa.).

Casteel's Coaching History

2003-11	West Virginia, defensive coordinator/linebackers
2002	West Virginia, co-defensive coordinator/linebackers
2001	West Virginia, defensive line
2000	UTEP, defensive ends
1991-99	Shepherd University (W. Va.), assistant head coach/defensive coordinator
1988-90	Shepherd University (W. Va.), defensive line/strength and conditioning
1987	Palmetto High School (Miami, Fla.), defensive line
1984-86	California University (Pa.), graduate assistant

Casteel in the Bowls

2011	Orange Bowl, West Virginia coordinator
2010	Champs Sports Bowl, West Virginia coordinator
2009	Gator Bowl, West Virginia coordinator
2008	Car Care Bowl, West Virginia coordinator
2007	Fiesta Bowl, West Virginia coordinator
2006	Gator Bowl, West Virginia coordinator
2005	Sugar Bowl, West Virginia coordinator
2004	Gator Bowl, West Virginia coordinator
2003	Gator Bowl, West Virginia coordinator
2002	Continental Tire Bowl, West Virginia co-coordinator
2000	Humanitarian Bowl, UTEP assistant

Jeff Casteel File

Hometown	Paden City, W. Va.
High School	Paden City
College	California University (Pa.), 1984
Master's	California University (Pa.), 1986
Family	Wife, Rosemary; Children, Jacob and Sarah
Recruiting Area	Tucson, Ariz., defensive players



Tony Gibson, Assistant Head Coach/ Safeties/Def. Special Teams Coordinator

Year in Coaching: 18th
Year at Arizona: First

Tony Gibson, who has built relationships with Rich Rodriguez both as a player and coach, joined the staff on Dec. 7, 2011 as assistant head coach charged with Arizona's safeties and as defensive special teams coordinator.

He spent the 2011 season as secondary coach and pass defense coordinator at Pittsburgh.

His position assignment in the UA's defensive backfield will involve working with safeties in the 3-3-5 system. He also will coordinate defensive special teams, spearheading the kickoff coverage and punt block/return units. Gibson coached on teams that played in eight bowl games.

Gibson served as assistant head coach and defensive backs coach at Michigan under Rodriguez from 2008-10, serving as special teams coordinator the final season.

He coached defensive backs under Rodriguez from 2001 to 2007 at West Virginia, and was recruiting coordinator his final season in Morgantown.

Gibson began his career at Glenville State under Rodriguez in 1996, coaching defensive backs, coached defensive backs and was special teams and recruiting coordinator at Cumberland University in Tennessee in 1997 and 1998, and was assistant head coach and defensive coordinator at West Virginia Tech for two years (1999-00) before joining Rodriguez again at West Virginia.

Gibson graduated from Glenville State in 1994. He began his coaching career as head coach at Gilmer County High School in Glenville, W. Va., in 1995. He and his wife, Kerry, have two children, son Cody and daughter Ashton.

Gibson's Coaching History

2011	Pittsburgh, secondary/pass defense coordinator
2008-10	Michigan, assistant head coach/secondary/strength and conditioning (2010)
2001-07	West Virginia, defensive backs/recruiting coord. (2007)
1999-2000	West Virginia Tech, assistant head coach/def. coordinator
1997-98	Cumberland University, defensive backs/recruiting coord./strength and conditioning
1996	Glenville State, defensive backs
1995	Gilmer County High School (W. Va.), head coach

2012 Arizona Football Media Guide

Gibson in the Bowls

2011	BBVA Compass Bowl, Pittsburgh assistant
2010	Gator Bowl, Michigan assistant
2007	Fiesta Bowl, West Virginia assistant
2006	Gator Bowl, West Virginia assistant
2005	Sugar Bowl, West Virginia assistant
2004	Gator Bowl, West Virginia assistant
2003	Gator Bowl, West Virginia assistant
2002	Continental Tire Bowl, West Virginia assistant

Tony Gibson File

Hometown	Van, W. Va.
High School	Van
College	Glenville State, 1994
Playing Career	Glenville State, 1990-93, defensive back
Family	Wife, Kerry; Children, Cody and Ashton
Recruiting Area	Northern California, South Carolina, Georgia, Oregon, Ohio



**Spencer Leftwich, Tight Ends /
Offensive Special Teams Coordinator**

Year in Coaching: 24th
Year at Arizona: First

Spencer Leftwich was appointed by head coach Rich Rodriguez to be UA's tight ends coach in January 2012. He also coordinates offensive special teams including the PAT, field goal, punt and kickoff return units. Leftwich

came to the staff after one year as offensive line coach at Pittsburgh.

Leftwich has coaching roots in the Southwest. He was offensive line coach at Tulsa in 2010 and from 2003-06, offensive line coach at North Texas from 2007-09 and 1994-2002, line coach at New Mexico State from 1992-93 and began his career as offensive line coach at Stephen F. Austin from 1989-91.

A native of Gainesville, Texas, he graduated from Stephen F. Austin University in 1988, where he was a three-year starting guard and two-time all-conference selection. He also has a 1989 master's degree from East Texas State.

He helped the 2010 Tulsa squad rank fifth nationally in total offense, while his Mean Green front at UNT improved 100 ranking slots in pass protection in three years, while rushing for 2,233 yards his final season in 2009.

Tulsa was 10-3 in 2010 and claimed the Conference USA title during his first tenure at the school in 2005. SFA advanced to the NCAA I-AA championship game in 1989 and finished with a 12-2-1 record. He has coached in seven bowl games for five different programs.

Leftwich and his wife, LaTonne, have three sons, Mack Hays, Cutter and Gage.

Lefwich's Coaching History

2011	Pittsburgh, offensive line
2010	Tulsa, offensive line
2007-09	North Texas, offensive line
2003-06	Tulsa, offensive line
1994-2002	North Texas, offensive line
1992-93	New Mexico State, offensive line
1989-91	Stephen F. Austin, offensive line

Leftwich in the Bowls

2011	BBVA Compass Bowl, Pittsburgh assistant
2010	Hawaii Bowl, Tulsa assistant
2006	Armed Forces Bowl, Tulsa assistant
2005	Liberty Bowl, Tulsa assistant
2003	Humanitarian Bowl, Tulsa assistant
2002	New Orleans Bowl, North Texas assistant
2001	New Orleans Bowl, North Texas assistant

Spencer Leftwich File

Hometown	Gainesville, Texas
High School	Gainesville
College	Stephen F. Austin, 1988
Master's	East Texas State, 1989
Playing Career	Stephen F. Austin, 1985-88, offensive line
Family	Wife, LaTonne; Sons, Mack Hays, Cutter, Gage
Recruiting Area	Texas



Robert Anae, Offensive Line

Year in Coaching: 27th
Year at Arizona: Second

Robert Anae joined the Arizona staff in January 2011 and was re-hired by Rich Rodriguez in December 2012 as UA's offensive line coach. A 20-year Division I coaching veteran, he brought extensive experience with the spread attack from stints at BYU and Texas

Tech.

Anae was offensive coordinator and inside receivers coach at BYU from 2005-10 and has a strong background in offensive football as a former BYU player under LaVell Edwards and five years spent in Lubbock, Texas, on Mike Leach's staff from 2000-04. Anae was a Frank Broyles Award nominee for Assistant Coach of the Year in 2003 with Texas Tech and in 2011 with Arizona.

Anae began his coaching career as a graduate assistant working with the offensive line at Hawaii in 1986-87, working Dick Tomey's final season in Honolulu before he took the Arizona job. He then was a grad assistant for a pair of years at BYU in 1990 and 1991 before coaching the offensive line at Ricks College in Idaho from 1992-95. He coached at Boise State and UNLV before joining the Tech staff.

He was born in Lai'e on Hawaii's north shore and is a graduate of Kahuka High School. He served a Mormon mission stateside in Tulsa, Okla. He graduated from BYU in 1986, earned a master's degree in sociology from BYU in 1990 and a doctorate from Brigham Young in 1999 while serving as an assistant director in the BYU student-athlete center and NCAA Life Skills director. He is Arizona's first-ever football coach with a doctoral degree.

Anae and his wife, Liane, have two sons, Famika and Max, and a daughter, Penny. Famika is currently an offensive lineman at BYU. Anae's father, Famika, and brothers, Brad and Matt, also played football for BYU. Anae's father also had a 22-year coaching career at Kahuka High School.

Anae's Coaching History

2011	Arizona, offensive line
2005-10	BYU, offensive coordinator/inside receivers
2000-04	Texas Tech, offensive line
1998	UNLV, offensive line/running game coordinator
1997	UNLV, offensive line
1996	Boise State, offensive line
1992-95	Ricks College, offensive line
1990-91	BYU, graduate assistant
1986-87	Hawaii, offensive line

2012 Arizona Football Media Guide

Anae in the Bowls

2010	New Mexico Bowl, BYU coordinator
2009	Las Vegas Bowl, BYU coordinator
2008	Las Vegas Bowl, BYU coordinator
2007	Las Vegas Bowl, BYU coordinator
2006	Las Vegas Bowl, BYU coordinator
2005	Las Vegas Bowl, BYU coordinator
2004	Holiday Bowl, Texas Tech assistant
2003	Houston Bowl, Texas Tech assistant
2002	Tangerine Bowl, Texas Tech assistant
2001	Alamo Bowl, Texas Tech assistant
2000	Gallery Furniture Bowl, Texas Tech assistant
1992-95	Real Dairy Bowl, Ricks College assistant
1991	Holiday Bowl, BYU graduate assistant
1990	Holiday Bowl, BYU graduate assistant
1984	Holiday Bowl, BYU player
1983	Holiday Bowl, BYU player
1982	Holiday Bowl, BYU player
1981	Holiday Bowl, BYU player

Robert Anae File

Pronunciation	Uh-NIGH
Hometown	Lai'e, Hawaii
High School	Kahuka
College	BYU, 1986
Master's	Hawaii, 1990
Doctorate	BYU, 1999
Playing Career	BYU, 1981-84, offensive line
Family	Wife, Liane; Children, sons Famika and Max, daughter Penny
Recruiting Area	Southern California, Inland Empire, Hawaii, American Samoa, Utah, Washington



Tony Dews, Receivers

Year in Coaching: 16th
Year at Arizona: First

Tony Dews was named to the Arizona staff on Dec. 7, 2011, serving as receivers coach under Rich Rodriguez. He spent the 2011 season as tight ends coach and recruiting coordinator at Pittsburgh. Dews has coached for teams that made four bowl appearances.

Dews coached with Rich Rodriguez at Michigan for three years (2008-10), at West Virginia for one season (2007), and has coached at six other schools in his career.

He began his coaching career at Bainbridge (Ga.) High School as offensive line coach in 1997. He moved to the collegiate ranks as a graduate assistant at West Virginia from 1999-2001, then with his first full-time position at Millersville University outside Lancaster, Pa., in 1998, working with the defensive line.

Dews then coached the offensive line at California (Pa.) University in 2002, and the defensive line at Holy Cross in 2003 before joining the staff at Central Michigan.

He coached tight ends in Mount Pleasant in 2004 and 2005, serving as CMU's special teams coordinator the final year. He coached linebackers and was associate special teams coordinator at UNLV in 2006 before joining Rodriguez' staff at WVU the following year.

Dews graduated from Liberty University in 1996 and earned a master's degree from West Virginia in 2001. He played tight end and was the Flames' leading receiver among tight ends his final two years at Liberty.

He and his wife, Tamika, have four daughters - Savannah, Sierra, Sydney and Sienna.

Dews' Coaching History

2011	Pittsburgh, tight ends/recruiting coordinator
2008-10	Michigan, receivers
2007	West Virginia, receivers
2006	UNLV, linebackers/special teams
2004-05	Central Michigan, tight ends/special teams
2003	Holy Cross, defensive line
2002	California University (Pa.), offensive line
1999-2001	West Virginia, graduate assistant
1998	Millersville University, defensive line
1997	Bainbridge High School (Ga.), offensive line

Dews in the Bowls

2011	BBVA Compass Bowl, Pittsburgh assistant
2010	Gator Bowl, Michigan assistant
2007	Fiesta Bowl, West Virginia assistant
2000	Music City Bowl, West Virginia graduate assistant

Tony Dews File

Hometown	Clifton, Va.
High School	Centreville
College	Liberty, 1996
Master's	West Virginia, 2001
Playing Career	Liberty, 1992-95, tight end
Family	Wife, Tamika; Daughters, Savannah, Sierra, Sydney and Sienna
Recruiting Area	Los Angeles, Orange County, Virginia, Maryland, Washington, D.C.



Bill Kirelawich, Defensive Line

Year in Coaching: 43rd
Year at Arizona: First

Veteran defensive line coach Bill Kirelawich was appointed to the position at Arizona in January 2010 by head coach and former colleague Rich Rodriguez.

He joined the Wildcat staff after three decades of coaching defense at West Virginia University. His grasp of Rodriguez's overall program and Jeff Casteel's 3-3-5 defense is second to none. Kirelawich's defenses ranked nationally No. 1 in 1996 and No. 3 in 2010.

Kirelawich started coaching at West Virginia in 1979 when he spent a year as a part-time assistant. He coached the defensive line from 1980-87, outside linebackers from 1988-90, the line again from 1991 to 2000, was an administrative assistant in 2001-02 and coached the line for the last nine years.

His tenure in Morgantown was marked by bowl appearances, high statistical rankings, coaching All-Americans and all-conference players, and the collegiate training of numerous players who went on to the professional ranks. He was 2010 FootballScoop Defensive Line Coach of the Year.

He began his coaching career with a nine-year stint as head coach at Cardinal Brennan (Pa.) High School from 1970-78. Kirelawich graduated from Salem University in West Virginia in 1969. A team captain and linebacker, Kirelawich still owns the school record with an 89-yard interception return.

Kirelawich's son, Billy, works with the UA program as an operations coordinator. The elder Kirelawich and wife, Maggie, have two other children, Miki and Jake.

2012 Arizona Football Media Guide

Kirelawich's Coaching History

2003-11	West Virginia, defensive line
2001-02	West Virginia, administrative assistant
1991-2000	West Virginia, defensive line
1988-90	West Virginia, outside linebackers
1980-87	West Virginia, defensive line
1979	West Virginia, part-time assistant
1970-78	Cardinal Brennan High School (Pa.), head coach

Kirelawich in the Bowls (listed by season, not date played)

2011	Orange Bowl, West Virginia assistant
2010	Champs Sports Bowl, West Virginia assistant
2008	Car Care Bowl, West Virginia assistant
2007	Fiesta Bowl, West Virginia assistant
2006	Gator Bowl, West Virginia assistant
2005	Sugar Bowl, West Virginia assistant
2004	Gator Bowl, West Virginia assistant
2003	Gator Bowl, West Virginia assistant
2002	Continental Tire Bowl, West Virginia assistant
1998	Insight Bowl, West Virginia assistant
1997	Carquest Bowl, West Virginia assistant
1996	Gator Bowl, West Virginia assistant
1994	Carquest Bowl, West Virginia assistant
1993	Sugar Bowl, West Virginia assistant
1989	Gator Bowl, West Virginia assistant
1988	Fiesta Bowl, West Virginia assistant
1987	Sun Bowl, West Virginia assistant
1984	Bluebonnet Bowl, West Virginia assistant
1983	Hall of Fame Bowl, West Virginia assistant
1982	Gator Bowl, West Virginia assistant
1981	Peach Bowl, West Virginia assistant

Bill Kirelawich File

Pronunciation	Kerr-LAV-itch
Hometown	Frackville, Pa.
High School	Cardinal Brennan (Ashland, Pa.)
College	Salem University, 1969
Playing Career	Salem, 1965-68, linebacker
Family	Wife, Maggie; Children, sons Billy and Jake, daughter Miki
Recruiting Area	Bakersfield, Fresno, Gulf Coast, Fla.



David Lockwood, Cornerbacks

Year in Coaching: 24th

Year at Arizona: First

David Lockwood was appointed by Rich Rodriguez in January 2012 and will coach cornerbacks in the Wildcats' new passing defense. He came to UA from West Virginia, where he was cornerbacks coach from 2008-11. He re-joined Rodriguez 22 years after working together as entry-level coaches. He has extensive experience coaching on both sides of the ball.

Lockwood's secondary at WVU ranked 11th nationally in pass defense during the 2010 season. Prior to his work at his alma mater WVU, Lockwood was Kentucky's defensive backs coach in 2007, Minnesota's defensive coordinator and linebackers coach in 2005-06 and Minnesota's secondary coach from 2002-04.

He coached cornerbacks at Notre Dame in 2001, defensive backs at West Virginia in 2000 and defensive backs at Memphis in 1999. He coached wide receivers at Memphis from 1995-98, tight ends and receivers at James Madison in 1994, and tight ends and receivers at Delaware from 1990-93.

He began his career as a graduate assistant on the 1989 West Virginia team and earned his bachelor's degree from WVU in 1989.

Lockwood was a four-year letterman and defensive back at WVU from 1985-88 and a member of the 1984 Bluebonnet, 1987 Sun and 1988 Fiesta Bowl teams. He helped the Mountaineers to an undefeated regular season and national championship game as a senior.

His units have recorded league-best interception totals (WVU, 2009), top 25 in pass defense (Kentucky, 2007; Memphis 1999) and a national No. 1 ranking in turnover margin (Minnesota 2006), among other highlights. He also helped coach both James Madison and Delaware to four NCAA I-AA playoff appearances.

He and his wife, Heidi, have three children, Autumn, David Jr. and Jeffrey.

Lockwood's Coaching History

2008-11	West Virginia, cornerbacks
2007	Kentucky, defensive backs
2005-06	Minnesota, defensive coordinator/linebackers
2002-04	Minnesota, defensive backs
2001	Notre Dame, cornerbacks
2000	West Virginia, defensive backs
1999-2000	Wyoming, defensive backs
1999	Memphis, defensive backs
1995-98	Memphis, wide receivers
1994	James Madison, tight ends/wide receivers
1990-93	Delaware, tight ends/wide receivers
1989	West Virginia, graduate assistant

Lockwood in the Bowls

2011	Orange Bowl, West Virginia assistant
2010	Champs Sports Bowl, West Virginia assistant
2009	Gator Bowl, West Virginia assistant
2008	Car Care Bowl, West Virginia assistant
2007	Music City Bowl, Kentucky assistant
2006	Insight.com Bowl, Minnesota coordinator
2005	Music City Bowl, Minnesota coordinator
2004	Music City Bowl, Minnesota assistant
2003	Sun Bowl, Minnesota assistant
2002	Music City Bowl, Minnesota assistant
2000	Music City Bowl, West Virginia assistant
1994	NCAA I-AA playoffs, James Madison assistant
1993	NCAA I-AA playoffs, Delaware assistant
1992	NCAA I-AA playoffs, Delaware assistant
1991	NCAA I-AA playoffs, Delaware assistant
1989	Gator Bowl, West Virginia graduate assistant
1988	Fiesta Bowl, West Virginia player
1987	Sun Bowl, West Virginia player
1984	Blue Bonnet Bowl, West Virginia player

David Lockwood File

Hometown	Media, Pa.
High School	Penncrest
College	West Virginia, 1989
Playing Career	West Virginia, 1985-88, defensive back
Family	Wife, Heidi; Children, Autumn, David Jr., Jeffrey
Recruiting Area	West Phoenix, Nevada, New Jersey, Philadelphia, Orlando, Minnesota, Illinois

2012 Arizona Football Media Guide



Matt Dudek, Director of On-Campus Recruiting and Player Personnel

**Year in College Athletics: Seventh
Year at Arizona: First**

Matt Dudek joined Rich Rodriguez's staff in December 2011 and serves as Director of On-Campus Recruiting and Player Personnel. He provides considerable focus to on-campus recruiting, including the planning and details

for visits by prospective student-athletes, in addition to his work with the players and personnel duties. He also works closely with the coaches in the operational end of their recruiting efforts.

With a stellar reputation as one of the nation's top recruiting coordinators, Dudek's resume boasts four top-25 ranked recruiting classes during his tenure at Pittsburgh. In just a short time, he helped put together a talented 2012 class for Arizona's national signing day last February.

Dudek was the Director of Football Branding and Events at Rutgers University for the 2011 season, and the Assistant Director of Football Operations and Recruiting Coordinator at Pittsburgh for several years prior.

Also at Pittsburgh, he worked as an academic counselor with the football, women's tennis and gymnastics teams. He served as the Disability Resource Services liaison and the Continuing Eligibility Certification representative. Dudek was familiar with the football program prior to joining the academic staff as he spent two years as a video graduate assistant for the Panthers.

He is a 2003 graduate of the University of Pittsburgh. In 2008, Dudek earned his M. Ed. in Instruction and Learning, graduating summa cum laude. He earned his Pennsylvania Instructional Certification in Secondary Social Studies Education in 2007. He graduated from South Allegheny High School, near McKeesport, in the greater Pittsburgh area.

Dudek and his wife, Lindsay, have daughters Abby and twins Giuliana and Camella.



Mike Parrish, Director of Operations

**Year in College Athletics: Sixth
Year at Arizona: First**

Mike Parrish was appointed by head coach Rich Rodriguez as Arizona's Director of Operations in December 2011. Parrish served as Rodriguez's Director of Operations at Michigan in 2010 and was an operations assistant in Ann Arbor for the first two years of Rodriguez's tenure.

guez's tenure.

Parrish will be the staff's liaison to academic support staff, the athletic department's compliance office, will in direct team travel, the football calendar, recruiting processes and many other day-to-day activities for the staff.

Parrish served as Michigan's Director of Operations in 2010 and was a recruiting and operations assistant for the Wolverines from 2008-09. At West Virginia, he served as operations graduate assistant in 2006 and 2007 and was an operations student assistant during his undergraduate career. Additionally, he was an intern with Steiner Sports Marketing and Memorabilia Agency in New Rochelle, N.Y. in 2005.

A native of Hershey, Pa., he earned bachelor's (2006) and master's (2008) degrees from West Virginia.



**Charlie Ragle,
Assistant Operations Director**

**Year in College Athletics: First
Year at Arizona: First**

Rich Rodriguez named Charlie Ragle as Assistant Director of Operations in December 2011. He also serves as the staff's liaison for high school relations. Ragle was head coach at Chaparral High School in Scottsdale, Ariz.,

since 2007, winning three 5A II state championships in 2009, 2010 and 2011 while compiling a remarkable 63-7 record in the span.

His focus is on developing and enhancing Arizona's statewide footprint, particularly with respect to relationships with prep coaches. Ragle's Chaparral staff developed such a relationship with Rodriguez in 2008 when he recruited two of Ragle's prep players for Michigan's program.

Ragle's last Firebird team went 14-1 in capturing his third Division II state title. He also shared athletic director duties at Chaparral. He was defensive coordinator in 2005 at the school before taking a year to serve as a graduate assistant at ASU in 2006, working with the offensive line. He was defensive coordinator at Moon Valley High School in Phoenix for five years from 2000-04.

A 1998 graduate of Eastern New Mexico, Ragle was a three-year starting running back and kick returner. He and his wife, Carrie, have a daughter, Caylee and a son, Chas.



Billy Kirelawich, Operations Coordinator

**Year in College Athletics: First
Year at Arizona: First**

Billy Kirelawich joined the staff as an assistant working with the operations staff shortly after his father, Bill, was hired by Rich Rodriguez in January 2012. He assists in day-to-day planning and helps in recruiting logistics.

He received his bachelor's degree in sports management from West Virginia University in 2008, and a master's in the same discipline in 2010.

In 2010, he worked in the Pittsburgh Pirates' Florida operations in Bradenton, Fla., a frequent family destination, and in 2011, he was an associate in Baltimore., Md., at Aerotek, a recruiting and staffing firm focused primarily in the aerospace and defense industry.

Born in Wheeling, W. Va., he played linebacker at University High School in Morgantown, W. Va. His wife, Madeline, is an occupational therapist in Tucson.



**Chris Allen, Associate AD/
Strength and Conditioning**

**Year in College Athletics: 10th
Year at Arizona: First**

Chris Allen was named Associate Athletics Director for Strength and Conditioning in December 2011. He oversees the entire Arizona Strength and Conditioning program, while working specifically with football.

Allen was the Director of Skill Development and Associate Director of Strength and Conditioning at Michigan from 2008-10 while Rodriguez was head coach, and spent five seasons (2003-07) as a member of the West Virginia strength staff as Coordinator of Strength and Conditioning and Director of Skill Development while Rodriguez was head coach in Morgantown.

A native of Kingston, Jamaica, Allen was a sprinter on the WVU

2012 Arizona Football Media Guide

track team from 1996-2000 and graduated in 2000 with degrees in accounting and management information systems. He later earned a master's degree in athletic coaching education from WVU in 2005 while serving as an assistant with noted strength coach Mike Barwis.

His athletic and academic accomplishments include the 2000 West Virginia University Track and Field Academic Award, first-team all-conference honors in 1999 and 2000, academic all-conference honors from 1997 to 2000, and an annual citation as a WVU Storer Scholar Award from 1995 to 1999. He was an Intercollegiate Association of Amateur Athletes of America sprint champion in 2000.

Allen holds certifications from the National Strength and Conditioning Association, the National Association of Speed and Explosion, USA Weightlifting Level I Sports and the American Red Cross.



Parker Whiteman, Assistant Strength and Conditioning/Director of Skill Development

Year in College Athletics: Sixth
Year at Arizona: First

Rich Rodriguez named Parker Whiteman as Director of Skill Development and assistant strength and conditioning coach in December 2011. Whiteman served in a similar capacity with Rodriguez's teams at Michigan and West Virginia. He was assistant strength coach at Michigan from 2008-10.

Whiteman was appointed a full-time assistant strength coach at West Virginia in 2007 after working as a graduate assistant in 2006. Prior to that, he spent two years as an assistant strength coach with the Baltimore Ravens and worked as a performance coach for Velocity Sports Performance.

He received his bachelor's degree in physical education and health from Shepherd University (W.Va.), where he played football, in 2006. Whiteman completed a master's degree in exercise science from McDaniel College. He was born and raised in Keyser, W. Va.



Vincent Amey, Assistant Strength and Conditioning

Year in College Athletics: First
Year at Arizona: First

Vincent Amey comes to the University of Arizona Strength and Conditioning staff with several years of football coaching and playing experience. Prior to his arrival in Tucson in 2012, he served as defensive line coach at

Chaparral High School in Phoenix, the 2011 Arizona State Champions.

Amey was a four-year letterman at Arizona State as a defensive tackle. He played as a true freshman in 1994, was a member of the 1996 and 1997 Pac-10 Championship team, started at defensive tackle in the 1997 Rose Bowl and was named Pac-12 Honorable Mention.

He played in the NFL, originally drafted by the Oakland Raiders, in NFL Europe and in the Arena League. He was a member of the 1999 NFL Europe Championship team with the Frankfurt Galaxy and is an eight-year veteran of the Arena Football League, spending a significant amount of his career with the Arizona Rattlers.

Amey and his wife, Kelley, have sons Myles and twins, Dallas and Jackson.



Frank Davis,
Assistant Strength and Conditioning

Year in College Athletics: First
Year at Arizona: First

Frank Davis was named as assistant strength and conditioning coach by Rich Rodriguez in December 2011 to join Chris Allen's staff. He brings NFL and collegiate football playing experience to the Wildcats' program.

In 2011, Davis helped direct youth football clinics in Panama and provided strength and conditioning programs for high school athletes. He was born in New York City and grew up in Panama.

A four-year letterman as an offensive lineman at South Florida from 2002-05, he earned second-team All-Big East honors his senior year. He played professionally for three years with the Detroit Lions, starting 11 games from 2006-08 and played in the United Football League, winning back-to-back championships.



Ovid Goulbourne, Assistant Strength and Conditioning


Year in College Athletics: First
Year at Arizona: First

Ovid Goulbourne is in his first season as an assistant strength and conditioning coach with the University of Arizona Athletics Department. He works primarily with the football and women's golf programs.

He was a four-year letterman as a linebacker at West Virginia, playing under current UA defensive coordinator Jeff Casteel. He graduated in 2009 with a degree in multidisciplinary studies. During his time in Morgantown, Goulbourne was named to the Athletic Director's Honor Roll and a BIG EAST Academic All-Star.

A native of Llundas Vale, St. Catherine, Jamaica, he was a football star at Easton Area High School in Easton, Pa. Goulbourne was a star running back for the Red Rovers and was the Express-Times Football Player of the Year in 2004.

2012 Arizona Football Media Guide



Lee Coleman, Offensive Graduate Assistant

Year in Coaching: First
Year at Arizona: First

Lee Coleman joined Arizona's staff in August 2012 as an offensive graduate assistant. He comes to Tucson after spending the spring handling Quality Control for Operations at Arizona State.

Coleman also served as an academic graduate assistant with the University of Pittsburgh football program from May 2011-January 2012.

A native of Gainesville, Ga., Coleman was a football letterman at Northwestern University, where he played wide receiver. He earned his bachelor's degree in education and social policy from Northwestern in 2010.



Cory Zirbel, Offensive Graduate Assistant

Year in Coaching: Second
Year at Arizona: First

Cory Zirbel joined the staff as offensive graduate assistant in December 2011. He'll work with UA assistants Robert Anae and the offensive line and Spencer Leftwich and the tight ends.

He was a scholarship player as an offensive lineman at Michigan from 2005-08. He redshirted his true freshman year in 2005, played in 11 games at tackle and on special teams in 2006, and all 13 games in 2007 as a guard and a member of the kicking units. He was backup to UM consensus All-American Jake Long in 2006.

Before his fourth year, a knee condition cut his playing career short. Instead, he served Rich Rodriguez's offensive staff as a volunteer student assistant in 2009 and was hired as an offensive quality control staff member in 2010. In 2011, Zirbel worked for the Michigan Athletic Department.

Zirbel lettered at UM in 2007 and 2008 and earned a University of Michigan Academic Achievement honor in 2006 and 2009. He earned his degree in general studies with an emphasis in sociology in 2009. He is working on a master's in educational psychology at Arizona.

He played at Murray High School in Kentucky where he was the state's Gatorade Player of the Year in 2004. His twin brother, Cody, is in the U.S. Marine Corps. Zirbel is engaged to Jakki Dominski and the couple will wed July 2013.



Matt Caponi, Defensive Graduate Assistant

Year in Coaching: Eighth
Year at Arizona: First

Matt Caponi was hired by Rich Rodriguez in December 2011 and will serve as the defensive graduate assistant. He joined the UA staff after serving a year as a graduate assistant at Pittsburgh following three seasons as defensive coordinator at Washington and Jefferson College (2008-10).

He worked with linebackers in 2010 and was in charge of the secondary from 2006-09 at W&J. He broke into coaching in 2004 as a student assistant at his alma mater, Mount Union College, and worked in 2005 as Mount Union's JV coordinator and linebackers coach.

Caponi was a team captain and starting safety at Mount Union, earning all-conference second-team honors as a senior in 2003. MUC went 55-1 during his four years including three Division III national titles. He earned a degree in physical education from Mount Union in 2005.



Reed Williams, Defensive Graduate Assistant

Year in Coaching: First
Year at Arizona: First

Reed Williams joined Arizona's staff in August 2012 as a defensive graduate assistant, working with the linebackers. He comes to Tucson after a successful playing career at West Virginia.

During his time with the Mountaineers, Williams was a four-year member of the Dean's List and President's List, a three-time member of the Big East All-Academic Team, a first-team CoSIDA Academic All-American in 2007, a second-team CoSIDA Academic All-American in 2009 and was the 2009 Big East Football Scholar Athlete of the Year.

He is a 2009 graduate of West Virginia with degrees in finance, marketing and accounting. He is currently pursuing his graduate degree in educational psychology for the University of Arizona.



Mike Chamoures, Intern

Year in Coaching: Third
Year at Arizona: First

Mike Chamoures joins the Arizona football staff as an intern, focusing on the defense, for the 2012 season. He comes to Tucson after a stint as a graduate assistant at West Virginia.

He got his start in college football working as a student manager under Rich Rodriguez and Jeff Casteel at West Virginia University from 2007-09. After graduation, he began his coaching career working with the safeties at Western Connecticut State University for the 2009 season.

Chamoures then served as the defensive graduate assistant under Casteel at West Virginia. Working with the linebackers and special teams, he was a member of the staff for the 2010 and 2011 seasons.

Chamoures holds an undergraduate degree in athletic coaching education from West Virginia (2009). He went on to earn his master's degree in athletic coaching, also from West Virginia, in 2012. He played high school football at New Fairfield in Connecticut.

2012 Arizona Football Media Guide



Tim Cummins
Video Coordinator



Brian Riden
Asst. Video Coord.



Wendell Neal, Assoc. AD
Equipment Operations



Mike Valentine
Equipment Operations



Molly O'Mara,
Communication Services



Blair Willis,
Communication Services



Randy Cohen, Assoc. AD
Medical Services



Jenny Allen, Assoc.
Athletic Trainer
Physical Therapist



Dale Rudd, Associate
Athletic Trainer



Darbi Scherer, Grad. Asst.
Athletic Trainer



Don Porter, M.D.
Head Team Physician



Mike Meade, Director
C.A.T.S. Academics



Tanner Bell, C.A.T.S.
Academic Counselor



Andy Salgado, C.A.T.S.
Academic Counselor



David Corsi, C.A.T.S.
Learning Specialist



Marisol Quiroz, Asst.
Director for C.A.T.S.
Student Development
and Learning Specialist



Melissa Melendez, Admin.
Assoc. to Rich Rodriguez



Ana Verdin, Admin.
Assoc., Football Recruiting



Danielle DeSorda, Admin.
Asst., Football Operations

2012 Arizona Football Media Guide

Returning Lettermen



92 Dominique Austin, Defensive Line, 6-5, 285 Senior-3L, La Puente, Calif. (Bishop Amat HS)

At Arizona: Returns to contend for role as an end in his fifth year ... Redshirted the 2011 season after playing his first three years ... Switched to defensive end from tackle in spring 2011 ... Reserve tackle in 2010, with 10 appearances and one tackle ... Played in 10 games as top back-up in 2009, with four tackles and season-high two against Washington State ... Good showing as newcomer in 2008 ... One of Cats' eight true freshman lettermen in the class ... Came on at midseason and played in seven

of last 10 games as a top inside reserve at tackle, after opening fall camp as an end ... Had career-high three tackles at Stanford ... Opened his first camp as an end.

High School: Named PrepStar All-West ... Played on both lines for Bishop Amat and head coach Mark Verti ... Tallied 47 tackles as a member of the defensive line ... Named All-Serra League First-Team and All-San Gabriel Valley Tribune First-Team ... Camp circuit in Southland, earning all-combine second-team defense in Los Angeles.

Personal: Majoring in general studies with a focus in social behavior and human understanding.

Career Stats

Year	G/GS	UA-A	Total	TFL-Yds
2008	7/0	0-3	3	0-0
2009	10/0	1-0	1	0-0
2010	10/0	1-3	4	1.0-1
Total	27/0	2-6	8	1.0-1



54 Addison Bachman, Offensive Line, 6-4, 297 Senior-1L, Glendora, Calif. (Glendora HS)/Chaffey College/Citrus College)

At Arizona: Has played in five career games ... Will contend for top duty at guard or center in 2012 ... Lettered on special teams and as a top reserve in 2011 after enrolling in January ... Participated in spring ball and earned backup role at guard.

Before Arizona: Two-year starter for the Fighting Owls of Citrus College ... Started at Chaffey College and redshirted 2008 season.

High School: Earned All-CIF first-team honors for Inland Division, senior year, with first-team All-Sierra League honors ... Earned second-team all-area honors.

Personal: Son of Kathy and Addison Bachman ... Majoring in history.



67 Jack Baucus, Offensive Line, 6-6, 290 Junior-2L, Mundelein, Ill. (Carmel Catholic HS)

At Arizona: Has played in 20 career games with three starts in 2010 ... Moving back to offensive line in 2012 ... Limited to rehab in spring ... Lettered with contributions at two positions in 2011, playing in seven games with the first three appearances at tackle and the last four at tight end ... Suffered an injury in the Oregon game and missed the final three contests after knee surgery ... Spent time at tight end in 2010, with three starts ... Four catches for 22 yards with one each in four games and a TD

against The Citadel ... Redshirted in 2009 ... Earned UA Coaches' Scout Team Player of the Week honors for the UCLA game preparations in 2009.

High School: Chicago Sun-Times All-East Suburban Catholic League honors ... Sun-Times All-Area and All-State Special Mention ... High School Sports Media's Illinois Tremendous 26 ... Chicago Tribune Players to Watch in 2008 ... PrepStar All-Midwest tight end ... Tom Lemming Chicago Area Top 30 ... Member of perennial state playoff program under head coach Andrew Bitto ... Played for 10-2 quarterfinalists in 2008 ... Made semis as a junior ... Knee injury ended season in November playoffs of senior year ... Also played basketball for Carmel Catholic.

Personal: Son of Ann and Michael Baucus ... Brother of fellow Wildcat Mickey Baucus ... Named Academic All-Pac-12 Honorable Mention in 2010 ... Majoring in psychology ... Earned scholarship offers from the service academies.

Career Stats

Year	G/GS	Rec	Yds	TD	Avg/C	Lg	Avg/G
2010	13/3	4	22	1	5.5	8	1.7
Total	20/3	4	22	1	5.5	8	1.7



68 Mickey Baucus, Offensive Line, 6-8, 285 Sophomore-1L, Mundelein, Ill. (Carmel Catholic HS)

At Arizona: Has played in 12 career games, making 12 starts in 2011 ... Returning starting left tackle ... Solid beginning to his career with 12 starts on the left side as redshirt freshman in 2011 ... Redshirted the 2010 season.

High School: All-East-Suburban Conference honors as senior for head coach Andy Bitto ... Daily Herald Lake County All-Area First-Team ... Waukegan News Sun All-County First-Team ... Chicago Tribune Second-Team All-State in 2009 ... IlliniHQ All-State First-Team honors ... Chicago Sun-Times All-Area Special Mention ... Sun-Times Media 'Gold List 'Super 22' ... PrepStar All-Midwest ... Super-Prep All-Midwest ... Helped Carmel Corsairs earn a share of a conference title ... Also played basketball.

Personal: Son of Ann and Michael Baucus ... Brother of fellow Wildcat Jack Baucus ... Majoring in history.



69 Eric Bender-Ramsay, Offensive Line, 6-6, 330 Sophomore-1L, Carson, Calif. (Narbonne HS)

At Arizona: Has played in eight career games ... Likely to contend for key role at guard ... Lettered as top backup on the right side in 2011 ... Played in eight games ... Played a reserve role in 2010 ... Earned UA Coaches' Scout Team MVP award for offense while redshirting in 2009.

High School: Highly regarded player for head coach Manual Douglas ... Named Los Angeles Times Writers' First-Team All-City in 2007.

Personal: Majoring in sociology.



72 Trace Biskin, Offensive Line, 6-5, 282 Senior-1L, Westlake Village, Calif. (Oaks Christian HS)

At Arizona: Has played in 11 career games ... Returning starter at right guard ... Missed first two games with knee injury in 2011 then started the final 10 games on the right side ... Reserve role in 2010 ... Appeared in the Washington State game in 2009 ... Worked both sides in spring 2009 ... Redshirted in 2008 ... Earned UA Coaches' Scout Team Player of the Week honors twice on offense, during the UCLA week and during preparations for the Las Vegas Bowl game against BYU in 2008 ... Played both tackle and guard during his first year.

High School: Division III All-State First-Team honors by Maxpreps.com ... Oakland Tribune preseason 'Cream of the Crop' for area prep stars ... PrepStar All-West ... Also played defensive tackle prior to his senior year at Oaks Christian for head coach Bill Redell ... Part of the 15-0 Division III State Champions as junior ... Team had a 46-game winning streak entering 2007 ... Participated in UA summer camp in 2007 ... Also played basketball at OCHS.

Personal: Named Academic All-Pac-12 Honorable Mention in 2011 ... Earned his bachelor's degree in May 2012 in political science ... Enrolled in UA's graduate program, studying international security.

2012 Arizona Football Media Guide



15 John Bonano, Kicker, 6-0, 214
Senior-3L, Salinas, Calif. (Palma HS)

At Arizona: Has played in 33 career games ... UA Coaches' Special Teams Most Valuable Player Award for 2011 ... Named 2011 All-Pac-12 Honorable Mention ... Pac-12 Conference Special Teams Player of the Week for the UCLA game ... National Kickoff Specialist of the Week by College Football Performance Awards in opener, plus five weekly honorable mentions ... Burlsworth Trophy national top-50 nominee ... Top returning place kicker after solid and somewhat unexpected year in 2011

... Took over place-kicking role in the fourth game of the year ... Finished with eight made field goals in 12 attempts including a 47-yard effort at UW ... Kicked off all 67 times, helping UA rank fifth in the league in coverage ... Led the league with an average kick to the three-yard line ... Went 24-for-24 on PAT tries after a UA start of 13-18 before he took over ... Took over kickoff duty six games into 2009 and started the last 32 games in the role ... Recorded 69 kickoffs in 2010 ... Kicking earned him UA Special Teams Player of the Week honors against UCLA ... Had 40 kickoffs to average depth at the four-yard line, with seven touchbacks ... Helped the UA squad hold opponents to an average of 21.4 yards per return and typical starting position at the 26-yard line ... Kicked a PAT against Washington State.

Personal: A three-time Academic All-Pac-12 First-Team honoree ... Majoring in physiology.

Career Stats - Field Goals

Year	Made/Att	Pct	1-19	20-29	30-39	40-49	50+	Lg	Blk
2011	8/12	66.7	0-0	3-5	2-2	3-4	0-1	47	1
Total	8/12	66.7	0-0	3-5	2-2	3-4	0-1	47	1

Career Stats - PATs

Year	Made/Att	Pct	Blk	Total	Points
2009	1/1	100.0	0	1	1
2011	24/24	100.0	0	24	24
Total	25/25	100.0	0	25	25

Career Stats - Kickoffs

Year	No	Yds	Avg	TB	OB
2009	40	2623	65.6	7	2
2010	69	4366	63.3	12	1
2011	67	4453	66.5	22	0
Total	176	7442	65.1	41	3

Also: 3 tackles 2009, 1 tackle 2010, 4 tackles 2011



21 Tra'Mayne Bondurant, Safety, 5-10, 207
Sophomore-1L, Vallejo, Calif. (Fairfield HS)

At Arizona: Contender for a top role somewhere in new 3-3-5 defense in 2012 ... Earned 2011 Phil Steele's All-Freshman Second-Team national honors ... UA Coaches' Newcomer of the Year Award ... Started six games as linebacker or nickel back in 2011, with 45 tackles ... Season- and career-high eight tackles four times against UCLA, Washington, Utah and ASU ... Returned an interception 29 yards for a score at Colorado ... Opened his first camp at safety.

High School: PrepStar All-West Region ... Cal-Hi Sports Third-Team All-State in 2010 ... ESPN LA Top-30 So-Cal ... Attended UA Elite Camp in summer 2010 and tried his hand at cornerback, earning a scholarship offer ... Played linebacker and quarterback in high school ... Monticello Empire League passing leader as junior with 2,334 yards and 30 scores on 124 completions in 228 attempts ... Rushed for 925 yards and 12 TDs ... Earned Cal-Hi Sports All-State Underclass Second-Team Multi-Purpose honors for the 2009 season ... Basketball wing man and baseball player for the Falcons.

Personal: Majoring in pre-business.

Career Stats

Year	G/GS	UA-A	Total	TFL-Yds	INT-Yds	Sacks-Yds	PBU	FF-FR
2011	12/6	33-12	45	3.5-19	1-29	1.0-11	5	1
Total	12/6	33-12	45	3.5-19	1-29	1.0-11	5	1



46 Blake Brady, Defensive Back, 5-11, 191
Sophomore-1L, Orange, Calif. (Servite HS)

At Arizona: Has played in seven career games ... Lettered on special teams in 2011 ... Reserve safety ... Redshirted as a scout team player in 2010.

High School: A two-year football letterman as a defensive back for Servite High School ... As a senior, he led his team to a Division II State Championship and a CIF pac-5 Championship with a 14-1 record.

Personal: Son of Taquar Stewart and Suzanne Brady ... Majoring in pre-business.



4 Dan Buckner, Receiver, 6-4, 215
Senior-1L, Allen, Texas (Allen HS)

At Arizona: Has played in 12 career games with one start in 2011 ... Expected to challenge as one of the league's top performers on the outside as a fifth-year senior in 2012 ... One formation start in 12 games played in 2011 ... Finished with 42 catches for 606 yards and two touchdowns ... Arizona career-best 10 receptions for 142 yards and a score at Oklahoma State ... Later had a career-best 144 yards and a TD on eight catches at Oregon State ... Added to Biletnikoff Award watch list early in the

2011 season ... Transferred from the University of Texas and enrolled in January 2010 ... Redshirted in 2010 ... Two-time UA Scout Team Player of the Week for Toledo and Stanford preparations ... UA Scout Team Offensive MVP for 2010.

Before Arizona: University of Texas letterman in 2008-09 ... Appeared in 25 games at UT, catching 49 passes for 529 yards and six touchdowns ... Seven starts in 2009, with 44 grabs for 445 yards and four scores ... Played in 12 games as true freshman in 2008, catching five passes for 84 yards and two scores ... Enrolled at UT in January 2008 ... Member of UT's Athletics Director's Honor Roll in spring 2009 ... Recorded 6-86 receiving and a career-long 36-yard TD at Wyoming, matched high with 6-75 and a TD vs. Texas Tech, and 6-71 vs. UTEP with two TDs.

High School: Texas 5A First-Team All-State selection by the Associated Press and the Texas Sports Writers Association as a senior ... District 9-5A First-Team All-Area and All-District honors ... Started in the 2008 U.S. Army All-America Bowl and tallied three catches for 28 yards, including a nine-yard TD ... Member of Dave Campbell's First-Team Super Team ... Three-year letterman and starter at wide receiver who helped his team to a 23-3 record over his last two seasons ... Posted 2,511 yards on 146 receptions (17.2 ypc) and 33 TDs during his career ... Helped lead the Allen Eagles to a 10-1 record and a second-straight district title by pulling in 53 receptions for 1,012 yards (19.1 ypc) and 17 TDs as a senior ... District 9-5A First-Team All-Area and All-District honors as a junior ... Had 72 catches for 1,154 yards (16.0 ypc) and 13 TDs, while helping his team to the district championship and a 13-2 season ... Second-team all-district as a sophomore ... Recorded 21 receptions for 345 yards (16.4 ypc) and three TDs ... Also participated in basketball as a freshman and sophomore.

Personal: Majoring in sociology.

Career Stats

Year	G/GS	Rec.	Yds	TD	Avg/C	Lg	Avg/G
2011	12/1	42	606	2	14.4	54	50.5
Total	12/1	42	606	2	14.4	54	50.5



2 Kyran Butler, Running Back, 5-7, 187
Junior-1L, Antioch, Calif. (De La Salle HS)

At Arizona: Lettered as a special teams player and reserve running back in 2011 ... Appeared in nine games, with all his carries in one contest, 6-29, against UCLA ... Appeared vs. The Citadel game in 2010, with three carries for 14 yards ... Three-time UA Scout Team Player of the Week in 2010 for the Oregon State, Stanford and Oregon games ... Redshirted the 2009 season.

High School: Comes from a hugely successful prep program ... Starred for a 12-2 Spartans club, rated the top squad in the Bay Area, for head coach Bob Ladouceur, playing in the CIF Division I State title game ...

2012 Arizona Football Media Guide

Contra Costa Times All-East Bay League ... Bay Area News Group-East Bay All-Area Second-Team honors ... PrepStar All-West ... Rushed for 1,286 yards and 15 TDs on 157 carries ... Season-high 196 yards on nine carries in North Coast Section title game, Concord's 17th-consecutive NCS Championship ... 13-0 for 2007 CIF Division I State Championships - NCS Class 4A Champion Spartans ... Beat Centennial Corona for title ... 14 carries for 78 yards and two catches in the showdown ... 116 carries for 887 yards and 17 TDs, plus 10 catches for 290 and four TDs as junior ... In four playoff games, he rushed for 341 yards and seven touchdowns ... All-BVAL League Second-Team honors ... Strong showing in NorCal Nike camp in May 2008.

Personal: Son of Yolanda and Anthony Butler ... Majoring in general studies with a focus in social behavior and human understanding.

Career Stats

Year	G/GS	Rush	Yds	TD	Avg/C	Lg	Avg/G
2010	1/0	3	14	0	4.7	7	14.0
2011	9/0	6	29	0	4.8	12	3.2
Total	10/0	9	43	0	4.8	12	4.3



25 Ka'Deem Carey, Running Back, 5-10, 197
Sophomore-1L, Tucson, Ariz.
(Canyon del Oro HS)

At Arizona: Expected to emerge as the team's top running threat in 2012 ... Second on the club with 425 yards on 91 totes as a true freshman in 2011, with team-best six scoring runs ... Ran for two scores at USC and two at Colorado ... Career-best 67 yards on nine carries against UCLA, season-high 12 carries in both the Oregon and USC games ... Season-best three receptions for 45 yards and a score at USC, plus had a scoring catch at ASU ...

Team's top kickoff return specialist with 26 attempts for 549 yards ... Had nine kickoff returns for 197 yards against Oregon, to set school records in both categories.

High School: Member of the PrepStar Dream Team ... Tacoma News-Tribune Western 100 ... Arizona Republic All-Arizona ... Arizona Republic First-Team 4A All-State ... Arizona Daily Star First-Team All-Southern Arizona ... Arizona Football Coaches' Association First-Team All-State Top 25, plus first-team 4A-I all-state and 4A-I all-conference ... MaxPreps Top-25 tailback ... Rushed for 1,754 yards and 26 touchdowns as a senior ... As a junior, ran the ball 224 times for 2738 yards, 45 touchdowns, helping CDO compile a 14-0 record and win the 4A-I state championship.

Personal: Enrolled in the College of Arts and Sciences.

Career Stats - Rushing

Year	G/GS	Rush	Yds	TD	Avg/C	Lg	Avg/G
2011	11/0	91	425	6	4.7	33	38.6
Total	11/0	91	425	6	4.7	33	38.6

Career Stats - Receiving

Year	G/GS	Rec	Yds	TD	Avg/C	Lg	Avg/G
2011	11/0	15	203	2	13.5	41	18.5
Total	11/0	15	203	2	13.5	41	18.5

Career Stats - Kick Returns

Year	G/GS	KO	Ret Yds	TD	Avg/Ret	Lg	Avg/G
2011	11/0	26	549	0	21.1	39	49.9
Total	11/0	26	549	0	21.1	39	49.9

Also: 1 tackle



63 Brian Chacon, Long Snapper, 6-3, 267
Senior-1L, Cypress, Calif. (Cypress HS)

At Arizona: Has played in 10 career games ... Lettered in 2011 as the starting snapper on place kicks ... Joined the team as a walk-on lineman in 2009.

Personal: Majoring in engineering management.



83 Michael Cooper, Tight End, 6-5, 240
Sophomore-1L, The Woodlands, Texas
(The Woodlands HS)

At Arizona: Has played in 12 career games ... Will contend for top duty at tight end in 2012 ... Lettered as No. 2 and a special teams player in 2011, with appearances in all 12 games.

High School: PrepStar All-West Region ... District 14-5A Second-Team Defense honors for District Coach of the Year Marck Schmid ... Texas High School Football Top-25 defensive end ... Vype Magazine Houston Hot 100 ... Long Star Gridiron Top-25 defensive lineman ... Honorable mention all-district as a junior ... Comes from a winning program with an undefeated regular season in 2010 and the 16th-straight playoff appearance ... Played outfield and first base for Highlanders baseball team.

Personal: Majoring in pre-business ... C.A.T.S. Student-Athlete of the Month for November/December 2011 ... Brother, Perry, plays linebacker at UNLV ... Grandfather, John Michels, was inducted into the College Football Hall of Fame in 1996 ... Was a three-time All-American guard at Tennessee and played pro football for the Philadelphia Eagles and Winnipeg Blue Bombers before going on to coach the OL for the Minnesota Vikings from 1967-1993.



93 Lamar De Rego, Defensive Line, 6-2, 246
Senior-1L, Waimea, Hawaii
(Kamehameha HS/San Jose CC)

At Arizona: Expected to contend for a rotation role on the outside in 2012 ... Lettered as a defensive end in eight games, with eight tackles ... Season highs of two hits apiece against Oregon and Louisiana ... Joined the team before fall camp 2011.

Before Arizona: All-Coast Conference First-Team honors from the league coaches in 2010 ... Had 8.5 tackles for loss, with 4.5 sacks, 29 total tackles and two forced fumbles in 10 games at SJCC in 2010.

High School: Played prep ball at noted Kamehameha Secondary School in Honolulu ... Also played basketball for the Warriors ... Placed fourth in the 220 weight class in the Oahu Interscholastic Association Judo Championships his senior year.

Personal: Son of Shirley and Lamar De Rego ... Majoring in general studies with a focus in social behavior and human understanding.

Career Stats

Year	G/GS	UA-A	Total	TFL-Yds
2011	8/1	8-0	8	1.0-1
Total	8/1	8-0	8	1.0-1



13 Kyle Dugandzic, Punter, 6-0, 200
Senior-1L, Agoura, Calif.
(Agoura HS/Ventura College)

At Arizona: Expected to maintain a grip on the top punting role in 2012 ... Led the Pac-12 with an individual 46.0 average on 40 punts ... Did not have enough attempts (44) to qualify for NCAA ratings but had the No. 6 figure nationally ... Knocked 12 inside the 20 yard-line, and had 19 kicks of 50 yards or more ... Long punt of 64 yards against UCLA ... College Football Performance Awards Honorable Mention Punter of the Week after the NAU, UCLA

and Colorado games ... Also was the Cats' holder on place kicks in 2011 ... Won the job in spring ball after a midyear transfer from junior college.

Before Arizona: All-National Division Northern Conference First-Team honors at Ventura College in 2010 ... Led California junior college players in inside-20 kicks and punts of more than 50 yards ... All-Northern Conference First-Team honors in his sophomore year at Ventura College.

High School: Served as both the PAT kicker and punter for Agoura ... Worked extensively with Chris Sailer Kicking during high school and summers since.

Personal: Son of Phil and Jody Dugandzic ... Majoring in regional development.

2012 Arizona Football Media Guide

Career Stats

Year	GP/GS	No	Yds	Avg	Long	TB	FC	I20	50+	Blkd
2011	12/0	40	1840	46.0	64	10	6	12	19	1
Total	12/0	40	1840	46.0	64	10	6	12	19	1



73 Fabbians Ebbele, Offensive Line, 6-8, 310 Sophomore-1L, Chicago, Ill. (Simeon HS)

At Arizona: Has played in 12 career games, making 11 starts in 2011 ... Sporting News Freshman All-America honors in 2011 ... Talented player on the outside who could be a four-year starter ... Took starting job in spring ball and turned in a solid season ... Redshirted in 2010.

High School: Chicago Sun-Times First-Team All-Public League ... Sun-Times Area Top 100 ... Blocked for the Wolverines' all-city RB Horatio Banks

and all-city QB Robert Gregory ... Simeon won the city championship in 2009 under head coach Jesse Chick ... Also a standout forward for the Simeon hoops team and threw the shot put in track and field.

Personal: Majoring in general studies with a focus on economy and industry.



20 Trevor Ermisch, Receiver, 6-2, 185 Sophomore-1L, Phoenix, Ariz. (Sandra Day O'Connor HS)

At Arizona: Has played in 11 career games ... Will contend for duty as a receiver and on kicking units in 2012 ... Lettered in 2011 as a true freshman special teams player with one tackle.

High School: An all-conference, all-district, all-region and all-state selection as a senior for Sandra Day O'Connor High School at the receiver and cornerback positions ... Collected 12 touchdown

passes his senior year ... His squad went 11-1 and won a league championship during his final campaign.

Personal: Son of Karl and Janis Ermisch ... Majoring in pre-business ... Brother of fellow Wildcat Tyler Ermisch.



33 Jake Fischer, Linebacker, 6-0, 215 Junior-2L, Oro Valley, Ariz. (Ironwood Ridge HS)

At Arizona: Expected back at full strength as a starter after missing 2011 while rehabilitating ... Fischer's spring ball knee injury in 2011 put a huge dent in Arizona's defensive efforts from the onset of the season ... Full season as starter in 2010, occasionally giving way to nickel back in some formations ... Finished with 58 tackles, 7.5 tackles for loss, two sacks, two PBUs and a fumble recovery in 13 games ... Season and career-high seven hits against Cal and ASU, six apiece against Oklahoma

State and USC ... Pac-10 Special Teams POW after a 29-yard run on fake punt at UCLA ... UA Coaches' POW honors on special teams for UCLA and Cal games ... Lettered as a true freshman backup and special teams player in 2009, playing in all 13 games ... UA Coaches' Special Teams co-Player of the Week honor in his career debut ... Finished with seven tackles (six solo), with season-high two against both Central Michigan and WSU.

High School: Arizona Football Coaches' Association Class 5A Second-Team All-State ... PrepStar All-West ... Arizona Republic All-5A Second-Team honors as a linebacker for head coach Gary Minor ... 24 carries for 216 yards in the playoffs against Sunnyside ... Nighthawks made the 5A Division II state semifinals and had a 10-3 finish ... Named the 5A Southern II All-Region Defensive MVP by the coaches in 2008, first-team defense, second-team offense ... 2007 All-Southern Arizona by the Arizona Daily Star.

Personal: Son of Brett and Sue Fischer ... Majoring in marketing ... Academic All-Pac-10 First-Team in 2010.

Career Stats

Year	G/GS	UA-A	Total	TFL-Yds	Sacks-Yds	PBU	QBH	FR-Yds
2009	13/0	6-1	7	1.0-1	0-0	0	0	0-0
2010	13/8	40-18	58	7.5-22	2.0-11	2	2	1-0
Total	26/8	46-19	65	8.5-23	2.0-11	2	2	1-0



2 Marquis Flowers, Safety, 6-3, 221 Junior-2L, Phoenix, Ariz. (Millennium HS)

At Arizona: Figures to handle one of UA's starting safety roles in 2012 ... Full year as the starting free safety in 2011 ... Turned in 68 tackles, fourth on the club ... Broke up three passes and had an interception at Washington ... Career-high 16 hits in Stanford game and had 11 in Seattle ... Had a sack against Utah and two other TFLs against NAU and Colorado ... Lettered as a true freshman in 13 games, with 11 tackles, primarily on special teams in 2010 ... Season-high three hits in Toledo opener,

two at Oregon.

High School: Played in the U.S. Army All-America game in January 2010 in San Antonio, Texas ... NewsTribune.com Western 100 ... Long Beach Press-Telegram Best in the West Honorable Mention ... PrepStar Dream Team All-American ... SuperPrep Elite 50, All-American athlete and All-Far West ... USA Today Tom Lemming's Top-25 Safety ... Arizona Republic top-rated senior prospect ... All-Arizona Republic First-Team and First-Team All-Class 5A for head coach Curtis Mays ... SuperPrep publisher's Pre-Season Top 50 ... Had 46 tackles, four passes defended, a field-goal block and two interceptions as a senior ... On offense, he rushed for 1,247 yards and 16 TDs while catching 13 passes for 162 yards ... On numerous top-100 prospects lists ... 150-plus tackles as an underclassman ... Rushed for 932 yards and 8 TDs on offense as a sophomore.

Personal: Son of Shawn and Adarin Flowers ... Majoring in general studies with a focus on social behavior and human understanding.

Career Stats

Year	G/GS	UA-A	Total	TFL-Yds	Sacks-Yds	INT-Yds	PBU	QBH	FR-Yds
2010	13/0	6-5	11	0-0	0-0	0-0	0	0	0-0
2011	11/9	53-15	68	3.0-8	1.0-6	1-0	3	1	1-0
Total	24/9	59-20	79	3.0-8	1.0-6	1-0	3	1	1-0



84 Reggie Gilbert, Defensive Line, 6-4, 252 Sophomore-1L, Laveen, Ariz. (Fairfax HS)

At Arizona: Has played in six career games ... Contender for top duty in 2012 ... Lettered as a backup end and special teams player in his true freshman year in 2011.

High School: PrepStar All-West Region ... 247football.com Preseason All-Arizona Defense ... A foot injury limited his senior campaign ... 58 tackles, 13 sacks, two caused fumbles as a junior ... Played defensive end and tight end on team where the entire

Stampede squad went both ways ... Fairfax High School team was in its second year of existence and second as a varsity program in 2010 ... 315-pound bench, 305-pound clean and 568-pound squat, made him the school's combined lifting record holder.

Personal: Enrolled in the College of Arts and Sciences.

50 Chase Gorham, Long Snapper, 6-3, 259 Sophomore-1L, Scottsdale, Ariz. (Chaparral HS)

At Arizona: Has played in 13 career games ... Returned to the team in the offseason and will contend for snapping duty ... Did not participate in 2011 for personal reasons ... Arrived as true freshman in 2010 fall camp and took snapping job ... Solid performance in 13 games in the role his first year ... First commitment in class of 2010, pledging in early 2009.

High School: A national kicking-camps participant for several years, Gorham was considered one of the top snappers in the nation, earning a top 2010 rating from Chris Sailer Kicking ... PrepStar All-West honors for head coach Charlie Ragle ... Arizona Republic All-Arizona honors and Arizona Republic First-Team 5-A All-State honors ... Helped his club win the 5A II state championship at 13-1 in 2009.

Personal: Son of Charlie Gorham Sr. and Denise Bueno ... Majoring in psychology ... Father was a UA letterman in 1972-73 as a place kicker, knocking home 17 field goals in 28 tries, including a share of the UA single-game record with 4-for-4 against Indiana in 1973 ... Elder Gorham is a volunteer kicking coach for Chaparral.



2012 Arizona Football Media Guide



26 Jourdon Grandon, Defensive Back, 6-0, 186
Sophomore-1L, Avondale, Ariz. (Westview HS)

At Arizona: Potential starter at one of the corner or safety positions ... Started four games in 2011 (Oregon, OSU, Utah, ASU) as a nickel back, among his 11 games played ... Career-high eight tackles against the Beavers ... An interception and 41-yard return to help win the ASU game, plus had career-best three PBUs in the game ... Finished the year strongly with 12 tackles, a pick and forced fumble in ASU and Louisiana games ... Forced a fumble in his first action against NAU ... Redshirted the 2010

season ... Two coaches' citations for UA Scout Team Player of the Week for his work during preparations for the Citadel and Cal games in 2010.

High School: NewsTribune.com Western 100 ... PrepStar All-West ... SuperPrep All-Far West ... SuperPrep Preseason All-American in 2009 ... Rated among the top corners in Arizona ... Quarterback and corner for Westview head coach Jeff Bowen ... Foot injury in the preseason caused him to miss nine games of his senior year ... As a junior he threw for 1,526 yards and 11 scores with only four interceptions, and also rushed for 759 yards and eight TDs ... On defense in 2008, he had 37 tackles and four picks ... Wing player for the Westview basketball team.

Personal: Son of Penny and Michael Grandon ... Majoring in communication.

Career Stats

Year	G/GS	UA-A	Total	TFL-Yds	INT-Yds	PBU	FF
2011	11/4	27-9	36	1.0-2	1-41	4	2
Total	11/4	27-9	36	1.0-2	1-41	4	2



12 Adam Hall, Safety, 6-4, 213
Junior-2L, Tucson, Ariz. (Palo Verde HS)

At Arizona: Affected by injuries last season and in the spring ... Played in just one game in 2011, at Oregon State, where he had 10 tackles, two for loss, and forced a fumble ... Was expected to continue his growth as a big-play defender before a spring knee injury put things on hold ... Had surgery in April and never got back to a comfort zone ... Seven starts at the safety positions in 2010, finishing with 54 tackles, two interceptions, three PBUs and 3.5 tackles for loss ... Career-high 11 hits at Oregon,

earning UA Coaches' POW honors ... Also picked up a nod for his work against Washington (six tackles) ... Had a 22-yard INT return at Oregon and picked one off against USC ... Lettered as true freshman in 2009, playing in nine games as a kicking-unit starter and backup free safety ... Two tackles in scrimmage action and seven hits on kickoff coverage for nine total ... Season-best four tackles against WSU ... Was recruited with athletic potential on both sides of the ball but was spotted on defense from the onset.

High School: Parade All-American as a receiver ... EA Sports All-American as a multi-purpose player ... PrepStar All-American as an athlete ... Tacoma News Tribune Western 100 ... Averaged 10 yards for every touch in 2008, with 38 total touchdowns - 25 rushing, five receiving, three on interceptions, three on kickoff returns, and one apiece on fumble and punt returns ... Receiver, safety and running back as a prep ... Arizona Football Coaches' Association 4A All-State First-Team receiver ... Player of the Year by Tucson Citizen and Arizona Daily Star ... Arizona Republic All-Arizona for head coach Todd Mayfield and the 10-2 Titans ... Arizona Republic Big School Player of the Year ... U.S. Army All-America Bowl participant January 2009 in San Antonio, Texas ... 2008 4A All-Gila Region First-Team Offense (all-purpose) ... Honolulu-Mainland All-Star Game 2009 ... Best in the West Honorable Mention by the Long Beach Press-Telegram ... Arizona Daily Star Second-Team All-Southern Arizona as a defensive back in 2007.

Personal: Son of Tamerlyn and James Hall ... Father, the Rev. Hall, played for Arizona in 1970s ... Majoring in general studies with a focus on social behavior and human understanding ... 2010 Academic All-Pac-10 First-Team.

Career Stats

Year	G/GS	UA-A	Total	TFL-Yds	INT-Yds	PBU	FF
2009	9/0	6-3	9	0-0	0-0	0	0
2010	13/7	35-19	54	3.5-14	2-22	3	0
2011	1/1	9-1	10	2.0-8	0-0	0	1
Total	23/8	50-23	83	5.5-22	2-22	3	1



44 Rob Hankins, Linebacker, 6-1, 217
Sophomore-1L, Dallas, Texas (Parish Episcopal HS)

At Arizona: Will contend for a linebacker role ... Forced into action in his true freshman year in 2011 ... Played in 10 games with starts in the first three contests ... Recorded 10 tackles with a season high of five in the Stanford game.

High School: Dallas Morning News All-Prospect Top 25 ... Texas Association of Private and Parochial Schools All-District II-2 honors as a sophomore and junior ... PrepStar All-American as an athlete ... The Sporting News Top 100 ... InsideTexas.com Top 30 ... Texas High School Football Top 40 ... MaxPreps Top 25 inside linebacker ... Collected 126 tackles, seven sacks, six forced fumbles, an interception and three fumble recoveries ... Parish Episcopal head coach Scott Nady - who played at Cal - likened Hankins to Arizona great Tedy Bruschi for his nose on the ball and an extremely high "motor" ... Considered among top LB prospects in Texas and top-10 nationally by ESPN ... Dave Campbell's Texas High School Football Top 20 ... 136 tackles and 12 sacks, with three forced fumbles as a junior ... Had 105 tackles and three forced fumbles as a sophomore.

Personal: Majoring in pre-business.

Career Stats

Year	G/GS	UA-A	Total	TFL-Yds
2011	10/3	8-2	10	0.5-1
Total	10/3	8-2	10	0.5-1



29 Austin Hill, Receiver, 6-3, 211
Sophomore-1L, Corona, Calif. (Eleanor Roosevelt HS)


At Arizona: A top contender for a major role in the receiving corps in 2012 ... In 2011, he played in 10 games with one start, at Oklahoma State, where he put up his season highs of eight catches and 128 yards ... Had five grabs against USC ... 21 total receptions for 311 yards and scores against NAU and the Trojans ... Also caught a two-point conversion pass at USC ... Leading receiver in spring scrimmages with 12 catches for 139 yards ... Redshirted in 2010.

High School: All-CIF Inland Division honors in 2009 ... PrepStar All-West ... Top 20 by San Gabriel Valley/Inland Empire Scouting ... SuperPrep All-Far West for head coach Bill Stacy ... Among league leaders with 45 catches for 1,160 yards, with nine touchdowns, plus rushed for two scores ... Had 34 grabs for 625 yards and seven TDs as a junior ... One of top prep hurdlers in Riverside County, with title at the 2009 Mt. SAC Relays in the 300-meter hurdles.

Personal: Majoring in psychology ... Prep teammate of fellow Wildcat Tyler Slavin.

Career Stats

Year	G/GS	Rec	Yds	TD	Avg/C	Lg	Avg/G
2011	10/1	21	311	2	14.8	47	31.1
Total	10/1	21	311	2	14.8	47	31.1



19 Hank Hobson, Linebacker, 6-3, 224
Sophomore-1L, Bakersfield, Calif. (Stockdale HS)

At Arizona: Will contend for a top role ... Pressed into early duty and also played on special teams ... Had eight tackles including season high of three at USC, a game he started.

High School: PrepStar All-West Region ... All-Southwest Yosemite League First-Team honors for playoff quarterfinalists Stockdale ... All-CIF Central Section ... Bakersfield Californian Honorable Mention Top-10 ... All-Area Second-Team Defense by the Californian ... Central Valley College Prospect Top-25 by CBSSports.com ... All-Southwest Yosemite League First-Team honors as a junior, helping the Mustangs to a 9-2 record ... Middle linebacker and tight end ... Utility player for the baseball team.

Personal: His father, Butch Hobson, played Major League Baseball and his brother-

2012 Arizona Football Media Guide

er is a prospect ... Majoring in pre-physiology.

Career Stats

Year	G/GS	UA-A	Total
2011	12/1	6-2	8
Total	12/1	6-2	8



3 Daniel Jenkins, Running Back, 5-9, 196
Junior-2L, Moreno Valley, Calif.
(Rancho Verde HS)

At Arizona: Will contend for major duty in the backfield after a solid sophomore season ... Rushed 31 times for 176 yards and a pair of scores, against Utah and Louisiana ... Career highs of 10 carries and 43 yards to help in winning effort against UCLA ... Caught four passes for 26 yards against Louisiana, his personal highs ... Also could be a kick returner, with a long of 81 against Louisiana to help spark a victory ... Lettered as a redshirt freshman in

2010, playing in nine games as a backup ... Rushed eight times for 26 yards ... Redshirted as a true freshman in 2009 ... Earned UA Coaches' Scout Team POW honors for the 2009 Iowa preparations.

High School: One of the top running backs in Inland Empire ... PrepStar All-America ... Tacoma News Tribune Western 100 ... CalHiSports All-State nominee for the Southern Section ... All-Inland Valley League honors as a junior defensive back for the Mustangs ... Two big games with 212 rushing yards and three scores against St. John Bosco, and three TDs and 191 yards against Arcadia in 2008 ... Played cornerback as an underclassman just to break into the lineup at Rancho Verde for head coach Pete Duffy ... Ran for over 1,014 yards and 15 touchdowns as a junior in 2007, with a superb nine yards per tote ... Participated in the 2008 Nike Elite Camp.

Personal: Son of Charlotte and William Jenkins ... Skipped the third grade ... Majoring in public management and policy.

Career Stats - Rushing

Year	G/GS	Rush	Yds	TD	Avg/C	Lg	Avg/G
2010	9/0	8	26	0	3.2	5	2.9
2011	10/1	31	176	2	5.7	34	17.6
Total	19/1	39	202	2	5.1	34	10.6

Career Stats - Receiving

Year	G/GS	Rec	Yds	TD	Avg/C	Lg	Avg/G
2011	10/1	5	31	0	6.2	12	3.1
Total	19/1	5	31	0	6.2	12	3.1

Career Stats - Kick Returns

Year	G/GS	KO	Ret Yds	TD	Avg/Ret	Lg	Avg/G
2010	9/0	2	23	0	11.5	22	2.6
2011	10/1	5	138	0	27.6	81	13.8
Total	19/1	7	161	0	23.0	81	8.5



60 Carter Lees, Offensive Line, 6-5, 336
Sophomore-1L, Sugar Land, Texas
(Fort Bend Kempner HS)

At Arizona: Has played in nine career games with two starts in 2011 ... Could push hard for a starting role as a guard ... Rehab chores in spring 2012 after off-season shoulder surgery ... Played in nine games as a No. 2 guard and had starts against Oregon State and UCLA ... Redshirted the 2010 season.

High School: District 23-5A Zone B First-Team Offense in 2009 ... 5A TexasFootball.com Region 3 Super List Lineman in 2009 ... PrepStar All-Midlands ... Houston Chronicle All-Greater Houston Second-Team honors ... Sugar Land Sun First-Team accolades ... Dave Campbell's Texas Football Top-40 Lineman ... Rogers Recruiting Second-Team Texas All-Academic ... Reportedly graded 93 percent, with 34 pancake blocks and no sacks allowed ... All-District 23-5A First-Team as a junior for Kempner head coach James Brown ... Named his team's Offensive Line MVP as a junior ... Also threw the discus for the Kempner track team.

Personal: Majoring in pre-retail and consumer science ... Academic All-Pac-12 Second-Team honors in 2011.



6 Jonathan McKnight, Cornerback, 5-11, 167
Sophomore-1L, River Ridge, La. (John Curtis HS)

At Arizona: Expected to regain a starting cornerback role after missing all of 2011 following a fall camp knee injury ... Was thought of as the team's best cover man at the time of injury ... Played in all 13 games as true freshman in 2010, manning special teams slots with some reserve action at corner ... Finished with 12 solo tackles and two passes defended ... Season-best three tackles against Washington and against ASU.

High School: SuperPrep All-Southwest ... Louisiana Sports Writers Association First-Team 2A All-State ... TigerRag Louisiana Top 25 ... Times Picayune Louisiana Fabulous 50 ... Defensive back and running back at Curtis ... Four interceptions as a senior, 20 PBU and 26 tackles in 2009.

Personal: Brother of former USC star Joe McKnight ... Sister, Johanna, played basketball and ran track at Richmond ... Enrolled in the College of Arts and Sciences.

Career Stats

Year	G/GS	UA-A	Total	PBU
2010	13/0	12-0	12	2
Total	13/0	12-0	12	2



71 Chris Merrill, Defensive Line, 6-2, 273
Senior-2L, Scottsdale, Ariz. (Saguaro HS)

At Arizona: Will push for duty on the interior as a fifth-year senior in 2012 ... Solid games among seven 2011 appearances with four tackles at Washington, his career high ... Also added three hits at Colorado ... Lettered as a backup and special teams player in eight games in 2010 ... Had two tackles against Washington ... Appeared in four games in 2009 and played as a middle blocker on the kick return unit ... Redshirted as a true freshman in 2008 ... UA Coaches' Scout Team POW for the New


Mexico game in 2008.

High School: PrepStar All-West ... Arizona Football Coaches' Association First-Team 4A All-State ... East Valley Tribune All-4A-2A Second-Team offensive line ... Comes to UA from a team with twin titles and a 27-1 record in his last two years under head coach John Sanders ... Arizona 4A All-State First-Team as an OL and First-Team All-Region on both sides of the ball as a junior after recording 73 tackles and 21 sacks ... Helped his team win 4A Division I state title his junior year at 13-1 ... Merrill caused a fumble that led to the winning score in a 41-21 victory over Sabino in that title game ... Sabercats repeated at 14-0 in 2007 with a 23-21 victory over CDO ... 12 sacks as senior two-way player.

Personal: Majoring in interdisciplinary studies.

Career Stats

Year	G/GS	UA-A	Total	TFL-Yds
2009	4/0	0-0	0	0-0
2010	8/0	0-2	2	0-0
2011	7/1	5-3	8	0.5-1
Total	19/1	5-5	10	0.5-1



18 Terrence Miller, Receiver, 6-4, 226
Senior-3L, Moreno Valley, Calif.
(Rancho Verde HS)

At Arizona: Thirty games of experience put Miller squarely in line for a key role in 2012 ... Stacked up behind senior inside receivers in 2011, he caught 11 balls for 136 yards, with season highs of 4-44 at Colorado and 4-54 against Louisiana ... Emerged as a key threat in 2010, highlighted by a seven-catch, 116-yard outing against USC, followed by career-best eight snares with 96 yards at Oregon ... UA Coaches POW citation after USC ... Also rushed twice for 13 yards vs. Trojans ... Finished fourth on club with 29 receptions for 345 yards ... Long play of 38 yards against ASU ... Lettered as a true freshman in 2009 with appearances in seven games ... Caught two passes for 26 yards, with a long of 22 against Washington State ... A wide receiver in the prep ranks who

2012 Arizona Football Media Guide

worked at tight end in first UA camp.

High School: All-CIF Inland Division First-Team honors in 2008 ... Riverside Press-Enterprise Honorable Mention All-Area for head coach Pete Duffy ... Played in the 2009 Inland Empire All-Star Classic for Riverside County team and threw a scoring pass ... Scouting combines participant ... Had 48 catches for over 650 yards and 12 touchdowns during his 2007 junior season for Rancho Verde ... Played some quarterback as an underclassman ... All-league and All CIF-Southern Section Central Division as junior.

Personal: Son of Diane and Clarvin Miller ... Prep teammate of fellow Wildcat Daniel Jenkins ... Majoring in sociology.

Career Stats

Year	G/GS	Rec	Yds	TD	Avg/C	Lg	Avg/G
2009	7/0	2	26	0	13.0	22	3.7
2010	13/3	29	345	0	11.9	38	26.5
2011	10/0	11	136	0	12.4	32	13.6
Total	30/3	42	507	0	12.1	38	16.9



96 Willie Mobley, Defensive Line, 6-2, 270 Senior-1L, Eden Prairie, Minn. (Eden Prairie HS/Ohio State/Orange Coast College)

At Arizona: Should compete for role up front in 2012 ... Was to contend for top duty inside in 2011 before off-season knee surgery kept him out of action all year ... Lettered in 2010 with backup play in 10 games, finishing with seven tackles, including a half-sack and 1.5 for losses ... Shared his first sack at WSU ... Season-high two tackles vs. UW and WSU.

Before Arizona: Attended Orange Coast College but did not play in 2009 after transferring from Ohio State, where he redshirted in 2008 ... SuperPrep JUCO 100.

High School: Helped lead the Eagle Empire to Class 5A state titles in undefeated seasons as a junior and senior ... All-state and finalist for Mr. Football Minnesota ... 66 tackles, 21 TFL, 12 sacks as a senior ... Earned All-Lake Conference nods ... PrepNation Midlands Player of Year honors ... EA Sports, PrepStar All-American ... Scout, Rivals, SuperPrep Top 250.

Personal: Son of Roshanak and Willie Mobley ... Mother moved to the U.S. from Iran in 1984 ... Family relocated to Mission Viejo, Calif., in early 2009 ... Majoring in general studies with a focus on economy and industry.

Career Stats

Year	G/GS	UA-A	Total	TFL-Yds	Sacks-Yds
2010	10/0	2-5	7	1.5-3	0.5-1
Total	10/0	2-5	7	1.5-3	0.5-1



8 Richard Morrison, Receiver, 5-11, 183 Junior-2L, Royse City, Texas (Royse City HS)

At Arizona: Will contend for starting receiver role in 2012 after two solid years, plus figures to see some work as a quarterback in Rich Rodriguez's new offense ... Season-high five receptions for 64 yards and a score against Oregon ... Five receptions and a score vs. Northern Arizona in the season opener ... Career-best 34-yard reception each year, against Oregon in 2011 and against Oklahoma State in the 2010 Alamo Bowl ... Showcased his ability in the Alamo Bowl with career-best six receptions for 66

yards ... Played in 10 games in 2010 with one start against Cal ... 19 receptions for 188 yards, 12 of those in final three games of the year ... Switched from QB to WR in 2010 spring ball ... Worked on both inside and outside spots ... Redshirted his true freshman season in 2009, playing scout-team QB ... Cited by the UA Coaches for Scout Team POW honors for Central Michigan and Oregon games.

High School: All-District 10-4A Offensive Player of the Year in 2008, first-team offense for Bulldogs ... Dallas Morning News Area 100 ... PrepStar All-Midlands ... Rushed for 586 yards and eight TDs and threw for 2,472 and 22 scores in 2008 ... Rushed for 37 touchdowns and threw for 77 during his three-year career ... 2007 3A All-State ... All-District 10-3A MVP after his junior year ... Was 241 of 353 for 3,350 yards and 33 touchdowns in 2007, helping the Bulldogs average 443 yards and 43 points per game ... Also ran for 11 touchdowns and finished 11-1 ... Club was 9-1 in 2006 ... 123 carries for 911 yards and 18 TDs as a sophomore, when he also had 337 receiving yards.

Personal: Son of Robert Mitchell ... Majoring in general studies with a focus on social behavior and human understanding.

Career Stats - Receiving

Year	G/GS	Rec	Yds	TD	Avg/C	Lg	Avg/G
2010	10/1	19	188	0	9.9	34	18.8
2011	11/1	22	201	2	9.1	34	18.3
Total	21/2	41	389	2	9.5	34	18.5

Career Stats - Punt Returns

Year	G/GS	Ret.	Yds	TD	Lg	Avg
2011	11/1	11	61	0	15	5.5
Total	21/2	11	61	0	15	5.5



34 Greg Nwoko, Linebacker, 6-1, 237 Senior-2L, Pflugerville, Texas (Pflugerville HS)

At Arizona: Moved to linebacker during 2012 fall camp ... Missed all of 2011 after spring knee surgery kept him out of action ... Was expected to contend for 1-A duty before the injury ... Tied for team-high 4.7 yards per carry in 2010 ... One start (USC) in 13 appearances ... Career-highs of 72 yards and two touchdowns, on seven carries, against Citadel ... Caught six passes for 39 yards ... Lettered as a redshirt freshman in 2009, with work in 10 games ... Career-best 16 carries twice (UW, UO)

with 54 yards against Huskies and season-best 58 against Ducks ... Breakaway ability shown in career-best 43-yard run in Stanford victory ... Had touchdowns in those three games ... Good receiver with season-high five catches for 85 yards against OSU and four each in Washington and ASU games ... Had a 52-yard grab against the Beavers on the first play of a scoring drive ... 18 receptions for 186 yards in 2009 to lead UA running backs ... Started the ASU game ... Redshirted the 2008 season.

High School: All-District 14-5A First-Team running back in his final two years for head coach George Herrmann ... Rushed for 1,446 yards on 225 carries his senior year, with 20 touchdowns ... Caught 15 passes for 213 yards and a score ... Played in winged T with two other backs who together combined for 4,000 yards rushing ... Jumbo back in a so-called grind-it-out system that helped team get to 5A Division II title game against Katy ... 5ATexasFootball Preseason 'Super List'.

Personal: Majoring in general studies with a focus on science, technology, health and society ... UA Student-Athlete of the Month honors for January 2009.

Career Stats - Rushing

Year	G/GS	Rush	Yds	TD	Avg/C	Lg	Avg/G
2009	10/1	76	273	3	3.6	43	27.3
2010	13/1	57	270	3	4.7	32	20.8
Total	23/2	133	543	6	4.1	43	23.6

Career Stats - Receiving

Year	G/GS	Rec	Yds	TD	Avg/C	Lg	Avg/G
2009	10/1	18	186	0	10.3	52	18.6
2010	13/1	6	39	0	6.5	14	3.0
Total	23/2	24	195	0	8.1	52	8.5



90 Dan Pettinato, Defensive Line, 6-4, 265 Sophomore-1L, Grass Valley, Calif. (Nevada Union HS)

At Arizona: Should contend for a starting role among the front three after a commendable year in 2011 ... Started three games late in the year, against Utah, Colorado and ASU and chipped in 18 tackles as a defensive end ... Season- and career-high four tackles against the Buffs ... Three hits at Washington ... Had one sack in the season finale against Louisiana ... Redshirted the 2010 season ... Earned UA Coaches' Scout Team POW honors for practice work in the Toledo and UCLA weeks.

High School: PrepStar All-West ... Delta Valley Conference Player of the Year after he led the Nevada Union Miners to an undefeated 5-0 record in league play ... 2009 Sacramento Bee All-Metro First-Team nods as an all-purpose player for head coach Dave Humphers ... All-Sac-Joaquin Section First-Team honors as selected by the National Football Foundation Sacramento Valley chapter ... Earned NU's Jim Brown Award as team MVP ... Club won the division champion-

2012 Arizona Football Media Guide

ship at 13-1, finishing in Cal-Hi Sports Top 20 ... Had two TD catches and two sacks in the quarterfinal vs. Sheldon ... Logged 35 catches for 700 yards and eight touchdowns at tight end, with five sacks to go along with 87 tackles at defensive end his senior year ... As a junior, he had 64 tackles and eight sacks, earning Sac Bee Honorable Mention All-Metro honors as DL ... Played forward on the Miners' basketball squad.

Personal: His grandmother lives in Tucson and his uncles attended UA ... His younger brother, Dominic, also played on the Nevada Union football squad ... Majoring in general studies.

Career Stats

Year	G/GS	UA-A	Total	TFL-Yds	Sacks-Yds
2011	12/3	8-8	16	1.5-13	1.0-13
Total	12/3	8-8	16	1.5-13	1.0-13



62 Chris Putton, Offensive Line, 6-4, 280 Junior-2L, Glendale, Ariz. (Cactus HS)

At Arizona: Has played in 15 career games with nine starts coming in 2011 ... Returning starter at left guard ... Started nine games in 2011 with a couple of missed games at midseason due to minor injury ... Came on strong in fall camp to earn the nod ... Appeared in five games in 2010, including the final three to close the year ... The backup on the left side in spring 2010 but sprained his right knee in a scrimmage and missed the last half of drills ... Red-shirted his true freshman season in 2009.

High School: Arizona top-30 and national top-100 tackle prospect ... PrepStar All-West ... Arizona Football Coaches Association Class 4A All-State First-Team honors in 2008 ... Arizona Republic Class 4A First-Team Offense citation for his 8-4 squad that went to second round of playoffs ... 24-7Football All-4A-1 Offense ... Played left tackle as a senior for the Cobras and head coach Gary Fetkenhier ... Thrower for the Cactus track team with a best of 45-10 for seventh in the shot at 2008 4A I State Championships and 108-11 in discus in the 4A 1 West Valley Regionals.

Personal: Son of Manuela Baechler and Aurelio Putton ... Majoring in regional development.



76 Kyle Quinn, Center, 6-3, 290 Senior-3L, Brentwood, Calif. (Liberty HS)

At Arizona: Has played in 33 career games with 13 starts ... Returning veteran who should anchor things in the middle for a returning intact line ... All-Pac-12 Honorable Mention as a junior in 2011 ... Started the last 14 games after apprenticeship under former star Colin Baxter ... Started the Alamo Bowl to close the 2010 season, in which he appeared in 12 games ... Lettered as a redshirt freshman in 2009 on the kicking units, latter half of the year as a middle blocker on kickoff returns ...

Played in nine games, some at guard ... Made travel status for several games during his redshirt year in 2008 as an emergency option ... Earned UA Coaches' Scout Team Player of the Week nod for the Toledo game in 2008 ... Worked at various positions his first year.

High School: PrepStar All-West ... Considered a top-five player in Bay Valley League for Liberty, the eastern Bay Area ... All-BVAL First-Team Offense in 2007 ... Oakland Tribune Preseason Cream of the Crop ... Also played defensive line as a junior ... Worked out at LinemenInc. camps in California for skills-based training and development ... Competitive Edge Football Camp 'Big Stud' award in July 2007 ... Played for head coach Nate Smith ... Made all-tourney team as a basketball player in the Stonebarger Tournament ... Was a Liberty High School Homecoming King finalist.

Personal: Earned his undergraduate degree in history in May 2012 and is now enrolled in graduate school.



17 Derrick Rainey, Cornerback, 6-1, 184 Junior-2L, Houston, Texas (Northbrook HS)

At Arizona: Expected to contend for top duty as a cornerback in 2012 ... Lettered as a backup and special teams player with seven appearances in 2011 ... Lettered his redshirt freshman year in 2010 ... Played in three games ... Earned UA Coaches' Scout Team POW citation for UCLA and Washington games ... Redshirted his true freshman season in 2009 ... Two-way recruit who started first camp at safety.

High School: PrepStar All-Midlands as an athlete for head coach Craig Cripps ... High school quarterback as a junior at times, recruited as a receiver, running back and safety, as well ... Logged 93-557 and four rushing TDs as a sophomore ... Collected 98-726 and three rushing TDs as junior ... Also with 12-277 and four TDs receiving as junior ... 5ATexasFootball.com watch list ... Basketball player, high jumper and long jumper for the Northbrook track squad ... 2007 District 19-5A Champion in the high jump at 6-6 and a regional qualifier.

Personal: Son of Maria Rainey ... Majoring in general studies with a focus on science, technology, health and society.

Career Stats

Year	G/GS	UA-A	Total
2010	3/0	0-0	0-0
2011	7/0	2-0	2-0
Total	10/0	2-0	2-0



5 Shaquille Richardson, Cornerback, 6-1, 186 Junior-2L, Carson, Calif. (Los Alamitos HS)

At Arizona: Two-year veteran of the Pac-10 and Pac-12 who should be a top corner for the Cats in 2012 ... Ten starts and finished 2011 with team-high four interceptions (73 yards) and 47 tackles, plus broke up five other passes and forced a fumble ... Career-high nine tackles at Oklahoma State ... Two interceptions in the Oregon State game, one taken back 28 yards for a score earned him College Football Performance Awards Honorable Mention Defensive Back of the Week ... Joined UA program

for start of camp in August 2010 and made a big splash with action in all 13 games as true freshman ... Played on coverage teams and earned three starts against WSU, USC and Oregon ... Debut start in the game in Pullman came with two interceptions, season-high seven tackles and career-best three PBUs to earn Pac-10 Defensive Player of the Week honors and a national nod as the Jim Thorpe Defensive Back of the Week ... Had five hits at Oregon along with a PBU ... Finished with 29 tackles, seven PBU, forced fumble (UCLA), fumble recovery (UT) and the two picks.

High School: Rated as the No. 26 cornerback nationally by Scout.com ... Ranked as the No. 30 cornerback by Rivals.com ... Rated as the No. 51 player in CA/HI/NV region by SuperPrep ... Rated as the No. 47 player in California by Scout.com and No. 52 by Rivals.com ... Rated as the No. 71 cornerback nationally by ESPN.com ... Rated as the No. 66 player in the West by Scout.com ... Member of Tacoma News Tribune Western 100 ... Earned three stars from Rivals.com and Scout.com ... PrepStar All-Region selection ... As a senior, he made 38 tackles and five interceptions on defense and 31 receptions for 540 yards and five touchdowns on offense.

Personal: Majoring in psychology.

Career Stats

Year	G/GS	UA-A	Total	TFL-Yds	INT-Yds	PBU	FR-Yds	FF
2010	13/3	26-3	29	1.0-1	2-0	7	1-0	1
2011	10/10	39-8	47	2.0-3	4-73	5	0-0	1
Total	23/13	65-11	76	3.0-4	6-73	12	1-0	2

2012 Arizona Football Media Guide



87 Drew Robinson, Tight End, 6-5, 256
Senior-1L, Coalville, Utah
(North Summit HS/Snow College)

At Arizona: Probable starter at tight end for the Cats in 2012 ... Top player at the position in all 12 games in 2011 with formation starts against USC and Utah ... Caught passes against the Trojans (13 yards) and against Colorado (nine yards)... Also played on special teams ... Enrolled at midyear and participated in spring ball.

Before Arizona: Earned NJCAA Second-Team All-

America nods ... Had 28 receptions for 346 yards and four TDs in 2010 ... Caught six passes for 79 yards and a TD in 2009 ... Had 16-175 and three TDs through six games in 2010 ... Redshirted in 2008.

High School: Participated in the Utah HSFC A All-Star game after a senior year with seven TD catches for the 2A state titlists ... 2A All-State honors as a defensive end and tight end ... Played basketball and wrestled for North Summit ... 2A All-State First-Team basketball honors in 2008 ... Fourth place in the 2A state wrestling meet ... Participated in the 2A HSFC A All-Star basketball game in 2008.

Personal: Majoring in history.

Career Stats

Year	G/GS	Rec	Yds	TD	Avg/CLg	Avg/G
2011	12/2	2	22	0	11.0 13	1.8
Total	12/2	2	22	0	11.0 13	1.8



10 Matt Scott, Quarterback, 6-3, 196
Senior-3L, Corona, Calif. (Centennial HS)

At Arizona: Expected to embrace Arizona's new offense with a serious plan as a fifth-year senior ... Was ready to go every game as emergency option in 2011 but was able to redshirt ... Clearly one of the team's most talented players ... Team co-Offensive MVP in 2010 ... Remarkable 2-0 record in starts against Washington and UCLA in 2010, filling in for injured Nick Foles, accumulating 688 yards in total offense ... Career-best 319 passing yards against the Bruins on career-best 24-for-36 throwing ... Logged 18-for-22 vs. Huskies and earned Pac-10 Offensive POW honors ... Rushed 19 times for 136 yards, including career-high 12 totes vs. UCLA ... Career-long 41-yard pass against UCLA ... Finished WSU game after Foles' injury with 14-for-20 passing ... Has a 4-1 record as the starter in his career ... In 2009, athletic ability and running skill put him as the No. 1 quarterback after spring ball and fall camp, and started the first three games ... Played in five other contests ... A winning performance in first collegiate start, completing 19 of 30 for 202 yards against Central Michigan, and was 14-for-20 for 150 yards and a TD against NAU ... Rushed for career-high 91 yards on 10 attempts against Washington State, and another 83 yards in opener against the Chippewas ... Third on the team in rushing with 309 yards and among the best at 7.5 yards per tote ... Had 29 key rushing yards at ASU ... As a true freshman in 2008, he led the team with 8.2 yards per rush in flush-out or designed plays, and completed 64 percent of his 11 pass attempts ... Scored a pair of rushing TDs (Idaho, WSU) and throwing for another (Idaho) ... Was six-for-10 passing for 77 yards and season-high eight carries (48 yards) in the opener, and a high of 58 yards rushing vs. Washington ... His rushing total in 2008 was the most for a UA quarterback since Keith Smith ran for 199 yards on 49 attempts in 1998.

High School: Tacoma News Tribune Western 100 ... Received votes on the Long Beach Press-Telegram Best in the West ... 2007 PrepStar All-America ... 2007 finalist for the Joe Montana Award, national top prep quarterback honor ... Cal-HiSports First-Team All-State First-Team (multi-purpose) ... Senior year, completed 174 of 285 passes for 2,479 yards and 19 touchdowns, plus rushed for 1,099 yards on 131 carries, with 13 scores ... Helped lead head coach Matt Logan's squad to a 13-2 season and the CIF Division I Championship ... Participated in the Offense-Defense All-Star game in Miami ... As a junior, he threw for 1,700 yards and 10 scores, rushing for 526 yards and seven TDs on 71 carries (7.5 yards per carry), in an offense featuring a 2,000-yard running back ... Had the fifth-best pass completion percentage in school history in 2006, 60 percent ... Earned all-league nods after the Huskies' 11-1 season in 2006 ... Reported 4.58 speed at a June 2007 combine in Los Angeles.

Personal: Majoring in family studies and human development.

Career Stats - Passing

Year	G/GS	Att-Cmp-Int	Yds	TD	Lg	Pct	Avg/P	Avg/G	Eff
2008	6/0	11-7-0	84	1	26	63.6	12.0	14.0	157.78
2009	9/3	72-41-3	441	1	25	56.9	10.8	49.0	104.64
2010	7/2	93-66-2	776	4	41	71.0	11.8	110.9	150.95
Total	22/5	176-114-5	1301	6	41	63.8	11.4	59.1	132.43

Career Stats - Rushing

Year	G/GS	Rush	Yds	TD	Avg/C	Lg	Avg/G
2008	6/0	23	188	2	8.2	36	31.3
2009	9/3	41	309	0	7.5	27	34.3
2010	7/2	35	135	0	3.9	32	19.3
Total	22/5	99	510	2	6.5	36	23.2



11 Tyler Slavin, Receiver, 6-2, 205
Sophomore-1L, Corona, Calif. (Eleanor Roosevelt HS)

At Arizona: Has played in five career games ... Contender for top duty in his second year of action ... Lettered as a backup and special teams player in 2011, with five appearances ... Redshirted the 2010 season.

High School: NewsTribune.com Western 100 ... PrepStar All-West ... SuperPrep All-Far West ... All-CIF Inland Division honors in 2009 for head coach Bill Stacy ... Top 20 by San Gabriel Valley/Inland Empire Scouting ... Played in the 25th annual Inland Empire All-Star Football Classic for the Riverside County team ... Caught 34 passes for 663 yards and eight touchdowns his senior year and 22 grabs for 501 and eight TDs his junior year ... Snared 11 for 252 and four scores as a sophomore.

Personal: Son of Jakki and Bill Newberry ... Majoring in public management and policy ... Prep teammate of fellow Wildcat Austin Hill.



79 Trent Spurgeon, Offensive Line, 6-8, 324
Sophomore-1L, Owasso, Okla. (Owasso HS)

At Arizona: Has played in three career games ... Will push for a top role in 2012 ... Plenty of work with the top unit on the left side in spring with others mending ... Lettered as the key backup tackle in 2011, appearing in three games late in the year (UCLA, Utah, ASU) ... Backup on both sides ... Worked at left side in spring 2011 ball ... Redshirted the 2010 season.

High School: PrepStar All-America honors ... SuperPrep All-Midlands ... Coaches' 6A-4 All-District First-Team ... USA Today Tom Lemming's Top-25 OT ... Tulsa World Honorable Mention All-State honors and No. 2 area offensive line prospect ... Oklahoma Top-25 prospect by the Tulsa World ... Tulsa World Second-Team All-Metro honors for head coach Bill Patterson ... SoonerScoop State No. 5 ... Among three major college recruits on the Rams' offensive line ... Frontcourt starter for the Owasso basketball team ... Placed ninth in the Class 6A state discus throw as a junior, and also threw the shot put.

Personal: Son of Tami and William Spurgeon ... Majoring in pre-public health ... Sister, Kylie, won the 2006 and 2007 state high school discus throws and went on to throw for SMU.



75 Kirifi Taula, Defensive Line, 6-4, 282
Sophomore-1L, Garden Grove, Calif. (Servite HS)

At Arizona: Among top returning contenders for an inside role in 2012 ... Appeared in 11 games and started four in 2011, two at defensive end (Colorado, ASU) ... Missed the season finale with minor ailment ... Redshirted his first year in 2010 ... Career-best five tackles against USC and Utah, with two TFL against the Trojans ... Logged 21 total hits.

High School: NewsTribune.com Western 100 ... CalHiSports First-Team All-State defensive lineman ... PrepStar All-West ... SuperPrep All-Far West ... All-CIF Southern Section Pac-5 Division honors in 2009 ... OC Varsity All-County First-Team as a senior ... Received votes in the Long Beach Press-Telegram Best in the West polling ... Friars were CIF Pac-5 and CIF

2012 Arizona Football Media Guide

Division II State Champions at 14-1 in 2009 under head coach Troy Thomas ... First undefeated (conference play) Trinity League Champions in history ... All-Trinity League First-Team as a junior ... Broke his arm and missed five games his senior year ... Played at Orange Lutheran for a year ... Did not play in 2007 ... Joined Servite for his final two years.

Personal: Son of Leutu and Victor Taula ... Majoring in psychology.

Career Stats

Year	G/GS	UA-A Total	TFL-Yds	PBU
2011	11/4	13-8 21	4.0-13	1
Total	11/4	13-8 21	4.0-13	1



45 Elliott Taylor, Running Back, 5-10, 182 Senior-SQ, Spring Valley, Calif. (Mt. Miguel HS/Southwestern CC)

At Arizona: Has played in three career games ... Expected to contend for special teams and rotation duty in 2012 ... Potential KOR duties ... Earned a medical redshirt after an injury in the third game of the season in 2011 ... Played on kick units against NAU, Oklahoma State and Stanford ... A walk-on who joined the program for 2011 fall camp ... Competes in the sprints for Arizona track team.

Before Arizona: A sprinter with times of 10.45 and 22.58, respectively, in the 100 and 200 meters.

High School: Team captain and MVP of the track squad ... An honor roll student.

Personal: Son of Mona Lawrence ... Majoring in general studies with a focus on social behavior and human understanding.



38 Jared Tevis, Safety, 5-11, 197 Sophomore-1L, Tucson, Ariz. (Canyon del Oro HS)

At Arizona: Returning special teams starter and contender for a role at safety ... Lettered as a true freshman walk-on in 2011 on the kick coverage units plus some spot duty in the secondary ... Finished with 12 tackles, among best on special teams ... Had season- and career-high three tackles against USC and Louisiana with two against Bruins.

High School: All-city honors on the 4A Division I State Champion Dorados team in 2009.

Personal: Son of Greg Tevis and Sandy Lucas ... Brother, Aaron, played linebacker at Boise State ... Majoring in finance ... Academic All-Pac-12 Second-Team in 2011.

Career Stats

Year	G/GS	UA-A	Total
2011	12/0	11-1	12
Total	12/0	11-1	12



91 Sione Tuihalamaka, Defensive Line, 6-2, 271 Junior-2L, Hawthorne, Calif. (Serra HS)

At Arizona: Probable starter inside in 2012 ... Twenty-four games of experience with 14 career starts in the previous 4-3 system ... Had season-high four tackles each against ASU and Louisiana to close the year ... Had four starts in playing all 13 games as a rotation regular in 2010 ... Finished with 23 tackles, including three for losses of 17 yards and 1.5 sacks ... Recovered a fumble against UCLA ... In on sacks at WSU and against Washington ... Career-high six tackles against OSU in the Alamo Bowl ...

Logged five tackles against the Bruins ... Redshirted the 2009 season as a true freshman ... Earned UA Coaches' Scout Team POW honors for preparations during UCLA and ASU weeks.

High School: All-Del Rey League Lineman of the Year and first-team defense in 2008 ... Daily Breeze All-Area in 2007 and 2008 ... MaxPreps Division 3 First-Team All-State defensive lineman ... PrepStar All-West ... Had 83 tackles and 13

sacks on the year ... LA Wave First-Team All-Area offensive lineman ... A force for head coach Scott Altenberg on both sides of the ball ... All-Northwest Section honors in Ventura County as a junior for the Cavaliers ... Participated in the Rising Stars Camp at USC in summer 2008 ... Los Angeles Times 'others' watch list.

Personal: Son of Amelia Sivi Finau and Kafoata Tuihalamaka ... Majoring in general studies with a focus on social behavior and human understanding ... Brother of former UA linebacker Apaiata Tuihalamaka, cousin of former linebacker Vuna Tuihalamaka ... Family is of Tongan descent.

Career Stats

Year	G/GS	UA-A	Total	TFL-Yds	Sacks-Yds	FR-Yds
2010	13/4	13-10	23	3.0-17	1.5-13	1-0
2011	11/10	13-6	19	1.5-2	0-0	0-0
Total	24/14	26-16	42	4.5-19	1.5-13	1-0



31 Taimi Tutogi, Full Back/Defensive Line, 6-1, 260 Senior-3L, Chula Vista, Calif. (Chula Vista HS)

At Arizona: Veteran skill player who could play at a variety of positions in the new offense ... Thirty-six games of experience as an H-back, tight end, full-back and tailback ... Career-best four receptions for 40 yards and a score against USC in 2011 ... Season-high seven carries for 32 yards and two scores in the UCLA victory ... Started six games in 2011 ... A key to the offense as a big blocking back ... Started five games among 12 played in 2010 ... Rushed once for a loss of a yard at Stanford, caught five passes

for 63 markers ... Season-best two catches for 34 yards at WSU, with career-long 25-yarder ... Played H-back in 12 games as a true freshman in 2009 ... Carried 11 times as a tailback for 50 yards and a score against Washington State, his only carries of the year, otherwise was blocking for other guys or in pass-protection duty ... Caught one pass for one yard against Oregon as the motion-back ... One of four true freshmen to play for Arizona in 2009.

High School: Union-Tribune All-San Diego Section Second-Team honors in 2008 for head coach Judd Rachow ... All CIF-San Diego Section First-Team Defense by San Diego Hall of Champions ... ESPN Top-Five national fullback prospect ... Tacoma News Tribune Western 100 as an RB ... Mesa League Offensive Player of the Year and All-Mesa League First-Team Offense by SDHOC ... PrepStar All-West running back ... Had 95 rushes for 490 yards and 13 touchdowns in 2008, plus 65 tackles and 11 sacks, 26-404 receiving ... As a junior, he had 467 yards on 72 carries for a team-high 6.5 yards-per-carry average ... His nine rushing touchdowns tied for the team lead, plus he had 18 catches for 350 yards and six TDs.

Personal: Son of Esperanza and Daniel Tutogi ... Majoring in general studies with a focus on social behavior and human understanding.

Career Stats - Rushing

Year	G/GS	Rush	Yds	TD	Avg/C	Lg	Avg/G
2009	12/0	11	50	1	4.5	10	4.2
2010	12/5	1	-1	0	-1.0	0	-0.1
2011	11/10	25	73	4	2.9	11	6.1
Total	35/15	37	122	5	3.3	11	3.5

Career Stats - Receiving

Year	G/GS	Rec	Yds	TD	Avg/C	Lg	Avg/G
2009	12/0	1	1	0	1.0	1	0.1
2010	12/5	5	63	0	12.6	25	5.2
2011	11/10	11	97	1	8.8	16	8.1
Total	35/15	17	161	1	3.6	25	4.6

Career Stats - Kick Returns

Year	G/GS	KO	Ret Yds	TD	Avg/Ret	Lg	Avg/G
2011	11/10	6	146	0	24.3	43	1.5
Total	35/15	6	146	0	24.3	43	1.5

Also: 4 tackles

2012 Arizona Football Media Guide



95 Jowyn Ward, Defensive Line, 6-2, 282
Senior-3L, Katy, Texas (Mayde Creek HS)

At Arizona: Contender for the nose tackle role in 2012 ... Started USC, Oregon State and Colorado games in 2011 ... Nine tackles, 1.5 for losses ... Career-best three hits against Oregon State ... Red-shirted in 2010 ... Lettered in each of his first two years as reserve ... Played in four games as backup in 2009 with a tackle at Stanford ... Pitched in and helped bolster the line depth as a true freshman in 2008, appearing in five games ... Had a tackle in the second game against Toledo and recovered a

fumble against Washington State.

High School: All-District 18-5A First-Team as a defensive lineman in 2007 ... PrepStar All-Midlands ... Dave Campbell's Texas Football Top-20 DL ... 5ATexasFootball DL Super List ... Reported 80 tackles and four sacks his senior year ... Logged 71 tackles as a junior ... Two-way lineman for head coach Joe Sheffy, offensively as a short-yardage blocker, and scored a touchdown on a fumble recovery against Alief Taylor ... All-District 18-5A Second-Team Defense as junior ... Eighth place in the 2007 5A Region III track meet in the shot put.

Personal: Majoring in economics ... An outstanding student recruited by the service academies.

Career Stats

Year	G/GS	UA-A	Total	TFL-Yds	Sacks-Yds	FR-Yds
2008	5/0	1-0	1	0-0	0-0	1-0
2009	4/0	1-0	1	0-0	0-0	0-0
2011	10/3	6-3	9	1.5-6	1.0-4	0-0
Total	19/3	8-3	11	1.5-6	1.0-4	1-0



43 Justin Washington, Defensive Line, 6-2, 268
Junior-2L, Cypress, Texas (Cypress Woods HS)

At Arizona: Contender for a starting role inside in 2012, Washington has 15 starts in the previous defensive system and 21 games of experience in his two years ... Production was down as a sophomore, with 18 tackles and two TFL ... Season-high five tackles at Washington ... Nine starts in his breakout season as redshirt freshman in 2010, earning Sporting News and College Football News First-Team Freshman All-America honors ... Second-Team All-League by Phil Steele publications ... Finished with

46 tackles, 11.5 tackles for loss, six sacks and a blocked kick ... Career-high seven tackles vs. Cal, career-high two sacks vs. ASU and Iowa in 2010 ... Blocked a PAT try to keep the game tied vs. Hawkeyes then was in on the two sacks in their penultimate possession ... Missed the UCLA game with injury ... Opened his first camp as an end but moved inside and redshirted his freshman season in 2009 ... Earned UA Coaches' Scout Team POW honors for the Washington game preparation.

High School: 2008 unanimous All-District 15-5A First-Team Defense selection, a first-year varsity program in a tough greater Houston area ... PrepStar All-Midlands ... School opened in 2006 and Washington played its junior varsity schedule out of the Houston limelight for two years ... VYPE High School Sports All-Greater Houston Defense for his 'NFL butt, legs and motor,' honored at the 2008 Texas Bowl ... Selected for the inaugural 2008 Space City Classic All-Star game in March 2008.

Personal: Son of Stacy Washington ... Majoring in general studies with a focus on social behavior and human understanding ... C.A.T.S. Student-Athlete of the Month for September/October 2011.

Career Stats

Year	G/GS	UA-A	Total	TFL-Yds	Sacks-Yds	QBH	BlkdKick
2010	12/9	33-13	46	11.5-44	6.0-34	0	1
2011	9/6	12-6	18	2.0-15	0-0	1	0
Total	21/15	45-19	64	13.5-44	6.0-34	1	1



7 Mark Watley, Free Safety, 6-2, 190
Senior-2L, Granada Hills, Calif. (Crespi Carmelite HS)

At Arizona: Expected to compete for a starting role as a safety and on special teams in 2012 ... Solid junior year with 18 tackles as a backup, plus earned a start against Oregon after a good performance in Stillwater ... Had his first career interception off Brandon Weeden of OK State and five tackles ... Came through with career-high 11 tackles against the Ducks ... Three PBUs against OK State, OSU and UCLA ... Lettered on special teams and in backup

duty in 2010, appearing in 11 games ... Had a tackle in the opener at Toledo ... Played in the Washington State game in 2009 ... UA Coaches' Scout Team POW for the UCLA game during his redshirt freshman season in 2008.

High School: Comes from a winning program with 2005-06 CIF Division X Championships under head coach Jeremiah Ross ... His 11-3 squad made it to Pac-5 title game in 2007 and won the Serra League Championship ... Tallied 110 tackles and two interceptions during his senior season ... Encino Sun All-Suns Second-Team ... Played safety ... Also recruited to compete in track and field collegiately ... Accomplished three-year middle sprinter for the Celts, with USA Track youth background, as well ... Won the Southern Section meet and placed fourth in the state 400-meter run in 2007, with 47.91 school-record mark ... Holds the school record in the 200 and 400 meters and as part of the 4x400-meter relay ... He finished fourth in the 400 meters at the California State Championships ... Also lettered in basketball as a shooting guard and small forward.

Personal: Son of Mark and Toni Watley ... His sister, Briana, runs track at Washington State and his cousin, Durrell Summers, played basketball at Michigan State ... Majoring in general studies with a focus on social behavior and human understanding.

Career Stats

Year	G/GS	UA-A	Total	TFL-Yds	INT-Yds	PBU
2009	1/0	0-0	0	0-0	0-0	0
2010	12/0	1-0	1	0	0-0	0
2011	11/1	24-3	27	1.0-3	1-0	3
Total	24/1	25-3	28	1.0-3	1-0	3



16 Garic Wharton, Receiver, 5-11, 164
Sophomore-1L, Las Vegas, Nev. (Valley HS)

At Arizona: Will contend for a role as a receiver and kick returner in 2012 ... Played in 10 games as a redshirt freshman in 2011, with one run on a reverse for 11 yards against USC ... Was among the top KOR specialists throughout the year with 14 returns for 322 yards and a team-best 23.0-yard average ... Career-best 44-yarder at Washington and had a 28-yard effort at Oregon State ... Redshirted his freshman year in 2010.

High School: PrepStar All-West ... SuperPrep All-Far West ... Class 4A All-Northeast League First-Team honors as an athlete, plus second-team as kick returner ... Played receiver, defensive back and some quarterback for Valley head coach John Elwell ... Las Vegas Sun offensive preseason honors as kick returner ... Reported 4.4 speed ... As a senior, rushed for 691 yards, passed for 466 and caught 12 passes for 225 more, plus had two scoring returns on kickoffs ... Rushed 14 times for 257 yards and four scores, caught 34 passes for 471 yards and four scores, had seven KOR for 320 yards, and added 25 tackles and an interception in 2008 ... Returned three kicks for touchdowns ... State-meet record in the 200 meters with a 21.1 as a sophomore in 2008 ... Then added 100-meter state record with a 10.39 in the 2009 meet to break a 20-year-old mark ... Review Journal 4A Track Athlete of the Year in 2008.

Personal: Son of Kimberly and Garic Wharton ... Majoring in general studies with a focus on sports and society.

Career Stats - Rushing

Year	G/GS	Rush	Yds	TD	Avg/C	Lg	Avg/G
2011	10/0	1	11	0	11.0	11	1.1
Total	10/0	1	11	0	11.0	11	1.1

Career Stats - Kick Returns

Year	G/GS	KO	Ret Yds	TD	Avg/Ret	Lg	Avg/G
2011	10/0	14	322	0	23.0	44	32.2
Total	10/0	14	322	0	23.0	44	32.2

2012 Arizona Football Media Guide



75 Shane Zink, Offensive Line, 6-6, 314
Senior-1L, Redding, Calif.
(Enterprise HS/Shasta College)

At Arizona: Has played in four career games with three starts ... Will contend for a starting job at guard or tackle in 2012 ... Played in the first four contests before a foot injury knocked him out of action the rest of the year ... Started the NAU, Oklahoma State and USC games ... Was a reserve and scout teams player in 2010 ... Redshirted in 2009 ... Transferred at midyear and participated in 2009 spring ball, working primarily at tackle.

Before Arizona: Bay Valley Conference First-Team Offense honors for head coach Craig Thompson in his first year at Shasta in 2008, starting all 11 games ... Helped Shasta go 9-2, earn a postseason trip and win the Bulldog Bowl over Monterey Peninsula College in 2008.

High School: The second player from Enterprise to earn a Division I scholarship ... Second-team All-Northern Section Second-Team as senior ... Dominating inside man for Hornets' basketball team, earning All-Eastern Athletic League First-Team honors and Area MVP by the Redding Record-Searchlight ... Also a prep shot put competitor.

Personal: Majoring in music ... Played in the high school band as freshman.

Incoming Freshmen and Transfers

27 Jamar Allah, Free Safety, 6-1, 189
Freshman, Phoenix, Ariz. (North Canyon HS)

At Arizona: Slated to open career as a cornerback in fall camp 2012 but has the ability to play any position among the secondary.

High School: A two-time all-conference honoree ... 2012 Arizona All-State Second-Team ... Accounted for 34 tackles and one interception in 2011 ... Punt and kickoff returner ... 54 tackles as junior with one INT ... All-region first-team honors for the Rattlers ... Played at Deer Valley his first two years ... Nine receptions for 99 yards as a wide receiver his senior year.

Personal: Son of Said Allah and Deashawn Flores ... Enrolled in the College of Arts and Sciences.

9 Javelle Allen, Quarterback, 6-2, 225
Freshman, Prosper, Texas (Prosper HS)

At Arizona: One of two freshman quarterbacks signed in the 2012 class, Allen will compete for a backup role from the onset of fall camp.

High School: Named District 11-3A Most Valuable Player and unanimous selection in 2011 ... USA Football Under-19 team for International Bowl ... Passed for 2,321 yards as a senior, with 30 TD throws ... Rushed for 1,497 yards and 22 scores for 9-3 Eagles, with 9.0-yard average ... DFW Class 3A All-Area second-team honors ... Earned second-team all-district honors as a junior ... Also track athlete and basketball player for PHS.

Personal: Son of Shawn and Joi Allen ... Majoring in pre-business.

15 Jarrell Bennett, Receiver, 5-10, 149
Freshman, New Orleans, La. (Edna Karr HS)

At Arizona: Probable first look as a slot receiver and kick returner in fall camp 2012.

High School: Three-year starter for Edna Karr, which finished 11-4 and 4A state runner-up in 2011 ... 9-4A All-District honors as a senior ... Times-Picayune All-Metro large schools ... Selected for Lake Pontchartrain All-Star game ... Caught 31 passes for 367 yards as a senior, with three TDs ... 10-4A All-District in 2010 as junior, with 51 catches for 879 yards and six touchdowns.

Personal: Son of Kirk Bennett and Yvette Ross ... Majoring in pre-physiology.

59 Beau Boyster, Offensive Line, 6-4, 276
Freshman, Temecula, Calif. (St. John Bosco HS)

At Arizona: Slated to open his first camp as a guard ... Probable top potential as a center.

High School: Long Beach Press-Telegram Dream Team ... PrepStar All-American ... All-Trinity League Second-Team honors as senior ... Selected for the Cal State All-Star game ... ESPN LA All-South Regional First-Team honors, helping the Braves average more than 400 yards in offense ... Participated in Prodigy Athlete training center ... B2G Elite Big Man camp in June 2011 in Los Angeles.

Personal: Son of Griff and Lori Boyster ... Majoring in public management and policy ... Also a prep hockey player.

61 Cayman Bundage, Offensive Line, 6-2, 265
Freshman, Oklahoma City, Okla. (Douglass HS)

At Arizona: Likely to open first camp as a guard.

High School: Daily Oklahoman First-Team All-State honors in 2011 ... PrepStar All-Midlands ... Team averaged 315 rushing yards and 420 yards in total offense (best in state 4A) in 2011 and 326 yards per game in his career ... Graded out at 92 percent in run-based offense ... 98 tackles and eight sacks as a lineman on defense in 2011 ... All-City Athletic Conference Player of the Year ... 51 career starts as four-year player ... Douglass Player of the Year honors ... 98 tackles on defense, with eight sacks as senior ... Daily Oklahoman Super 30 ... Drew top-10 honors among 500 at the U.S. Army National Underclassmen Combine in San Antonio in January 2011 ... Vype Magazine All-Central Oklahoma First-Team Defense in 2010 ... Played left tackle as a junior on the Trojans' run to the 4A state title ... A four-year starter for head coach Willis Alexander.

Personal: Majoring in animal sciences.

3 Keoni Bush-Loo, Defensive Line/Linebacker, 6-4, 229
Freshman, Ewa Beach, Hawaii (Kamehameha HS)

At Arizona: The only tight end signed in the class of 2012 ... Made the switch to defense during camp.

High School: Named a Max Emfinger All-American while earning all-conference, all-city, all-district, all-region and all-state honors for the Warriors ... All-ILH Football All-Star Second-Team honors as an all-purpose selection ... 17 receptions for 176 yards in 2011 ... Honolulu Star-Advertiser Third-Team All-State honors ... Member of the East Team for the HUB Goodwill All-Star Game after his senior year ... His team played in the ILH Championships Game in 2011 ... Also lettered in track and field and competed in the shot put, discus, 100 and 200 meters.

Personal: Son of mother Shane Bush and father Kelly Loo.

15 Wayne Capers Jr., Safety, 6-1, 189
Freshman, Pittsburgh, Pa. (Chartiers Valley HS)

At Arizona: Probable first look in 2012 camp at one of the UA safety positions.

High School: Threw for 1,044 yards with nine touchdowns in 2011 ... 59 carries for 330 yards and seven TDs ... Played quarterback and linebacker for the Colts in his first three years as a prep before some slot work planned as a senior but an injury kept him in the shotgun his final year ... Also played guard for top-rated Chartiers Valley basketball team and was highly recruited to play at the collegiate level.

Personal: Son of Wayne, Sr. and Robbin Capers ... Father played football at Kansas and for the Pittsburgh Steelers and the Indianapolis Colts ... Mother played basketball for Kansas.

35 Clint Cochrane, Safety, 6-0, 179
Freshman, Tucson, Ariz. (Canyon del Oro HS)

At Arizona: Joins the Wildcats' deep and talented secondary corps.

High School: All-region honorable mention during his junior and senior seasons ... Also lettered in baseball.

Personal: Son of Billy and Judy Cochrane ... An honor roll student ... His father played football at Eastern Illinois ... Majoring in environmental sciences.

2012 Arizona Football Media Guide

23 Dakota Conwell, Linebacker, 6-2, 215 **Freshman, Pittsburgh, Pa. (Upper St. Clair HS)**

At Arizona: Will contend for a role in his first camp ... One of two prep linebackers signed in the class of 2012.

High School: Pennsylvania Sportswriters 4A First-Team All-State honors ... PrepStar All-East ... Chesapeake Bowl All-Star game ... Rated as the state's No. 2 outside linebacker prospect ... Two-time Pittsburgh Post-Gazette Fabulous 22 selection ... East 100 No. 39 ... At quarterback, he rushed for 1,097 yards and passed for 1,087, rushing for an amazing 35 TDs and passing for 18 ... Team won the Great Southern Conference title and played in state championship game in 2011 ... Recorded 38 tackles and an interception on defense ... Ran for 1,085 yards on 167 attempts with 16 TD runs, and was 62-121 passing for 916 yards.

Personal: Son of Dane and Mary Conwell ... Majoring in pre-business ... Older brother, Dane Jr., also starred at Upper St. Clair, the University of Indiana and California University (Pa.) ... Father played at West Virginia and was a member of the 1981 Peach Bowl Championship squad.

7 B.J. Denker, Quarterback, 6-3, 177 **Junior-TR, Torrance, Calif. (North Torrance HS/Cerritos College)**

At Arizona: Joined the team during summer 2012 ... Will contend for quarterback role after solid junior college campaign ... Has two years to play two seasons with the Wildcats.

Before Arizona: CCCFCA First-Team Region IV All-California ... Northern Conference First-Team honors and Offensive MVP ... Passed for 2,319 yards and 31 TDs on 160 completions in 286 attempts for a 152.13 pass efficiency rating ... Rushed for 420 yards and seven scores on 92 attempts ... Team was 8-4 and league titlist, played in SoCal title tilt ... Redshirted in 2010 and served as backup in 2009.

High School: 3,700 yards in total offense as senior.

Personal: Majoring in general studies with a focus on sports and society.

9 C.J. Dozier, Linebacker, 6-2, 206 **Freshman, San Diego, Calif. (Chaparral HS)**

At Arizona: Graduated from high school in December 2011 and was a midyear enrollee who participated in spring ball.

High School: PrepStar All-West ... 113 tackles and four sacks as a junior, earning North County Times All-Valley First-Team Defense ... An All-Southwestern League First-Teamer and a three-year starter, Dozier collected 58 tackles in leading Pumas back into quarterfinals in 2011 ... All-state and All-Southwestern League Second-Team honors as sophomore ... His team won the CIF Championship in 2009, his sophomore season.

Personal: Son of Curtis Sr. and Rebekah Dozier ... Given name is Curtis ... Enrolled in the College of Social and Behavioral Sciences.

81 Clive Georges, Receiver, 6-1, 166 **Freshman, Key West, Fla. (Key West HS)**

At Arizona: Slated to open first camp as an inside receiver and potential kick returner.

High School: Speedster who had 450 receiving yards and 250 rushing yards in 2011 ... Reported 10.86 time in the 100 meters ... Also ran the 400 meters and competed in triple jump for the Key West track and field squad, plus played basketball for the Conchs ... State finals participant in track and field for first three years of high school.

Personal: Son of Jean E. and Marie Erica Jean ... Majoring in pre-business.

5 Trey Griffey, Receiver, 6-3, 187 **Freshman, Orlando, Fla. (Dr. Phillips HS)**

At Arizona: Probable first look on the outside in fall 2012 camp.

High School: Associated Press 8A First-Team All-State honors as senior ... All-Metro West Conference selection ... All-Central Florida honors ... Played in the Under Armour All-America game in January 2012 ... Caught 73 passes for 970 yards and 11 touchdowns for his 10-2 team as a senior ... Also played safety for the Panthers ... Orlando Sentinel Athlete of the Week after 13 catches for 188 yards and four scores against Freedom High School in 2011 ... Also earned Orlando Touchdown Club weekly honors ... Top 20 on the Central Florida Super60

by the Sentinel ... Had 22 catches as a junior ... Transferred from West Orange High School to play at Dr. Phillips his senior year.

Personal: Son of 22-year Major League Baseball star Ken Jr. and Melissa Griffey ... Grandson of Ken Griffey Sr., also an MLB veteran ... Enrolled in the College of Arts and Sciences.

70 T.D. Gross, Offensive Line, 6-6, 271 **Freshman, San Diego, Calif. (Santana HS)**

At Arizona: Prep background as a tight end but Arizona future is at tackle.

High School: All-Grossmont Valley League First-Team in 2011 ... All-CIF Southern Section Second-Team honors in 2011 ... Tight end as a junior, catching 25 passes for 277 yards and three scores ... Earned All-Grossmont North League First-Team honors each year from 2008-10 ... All-East County Sports.com Second-Team as a junior ... Four-year letterman for Santana.

Personal: Played for his head coach father, Dave Gross, at Santana ... Mother is Vicki Gross ... Dave Gross was lineman at Pacific in the 1970s ... Sister, Kim was a senior basketball star at Santana in 2010 and attends Sacramento State on a rowing scholarship ... Given name is Travis ... Enrolled in the College of Arts and Sciences.

1 Bryan Harper, Defensive Back, 6-0, 166 **Freshman, Rialto, Calif. (Colony HS)**

At Arizona: Versatile athlete with skills for a variety of positions ... Opened camp as a receiver and then moved to defensive back.

High School: Tacoma News Tribune Western 100 ... Los Angeles Newspaper Group First-Team All-Valley ... CalHiSports Fourth-Team All-State defensive back ... Rivals California Preseason 100 ... Helped the Titans to an 11-2 mark in 2011, playing quarterback and defensive back ... 647 rushing yards and 505 passing yards as a senior ... Recruited widely as a potential cornerback ... Best athlete award at Underclassmen Football Combine in 2010 ... Started his prep career at Carter High School before transferring to Colony.

Personal: Son of Livanya White ... Enrolled in the College of Social and Behavioral Sciences ... Cousin, Anthony Brown, plays cornerback at USC and cousin, Greg Watson, plays quarterback at Fresno State.

65 Zach Hemmila, Offensive Line, 6-3, 329 **Freshman, Chandler, Ariz. (Chandler HS)**

At Arizona: Probable first look in 2012 camp as a guard.

High School: PrepStar All-America ... All-Tribune First-Team Offense ... Arizona Republic All-Arizona Division I Second-Team honors ... Played in USMC Semper Fidelis All-America Bowl in Phoenix in January ... ESPNHS Preseason All-State ... Nominated for Army All-America Bowl ... Also a prep lacrosse player.

Personal: Son of Joel and Linda Hemmila ... Enrolled in the College of Arts and Sciences.

37 Keahi Hogan, Safety, 6-4, 182 **Sophomore-TR, Honolulu, Hawaii (Iolani School/Orange Coast College)**

At Arizona: Joins a deep group at secondary ... Arrived in Tucson for the start of fall camp.

Before Arizona: Attended Orange Coast College for the 2011 and 2012 seasons ... Played in four games in 2011 with four tackles.

High School: A three-year letterman for Iolani School in football, basketball and track and field ... As a senior, he logged 53 solo tackles, 83 assisted tackles, three interceptions, four fumble recoveries and nine PBUs ... An all-conference, all-district, all-region and honorable mention all-state honoree ... Team was state titlists his senior year ... Also played power forward and center on the basketball team and participated in the sprints, relays and jumps for the track and field team.

Personal: Son of Mike and Kelly Hogan and is of Hawaiian, Chinese, German, Irish and Yugoslavian ancestry ... Comes from a long line of college athletes with his father a former MLB draft candidate and three-sport athlete at Pacific and Cal Poly-SLO and his mother a former volleyball and tennis player for Menlo College ... Additionally, 12 other members of his family participated in college athletics.

2012 Arizona Football Media Guide

57 Cody Ippolito, Linebacker, 6-2, 210
Freshman, Paradise Valley, Ariz. (Chapparral HS)

At Arizona: Likely to enter as a linebacker in his first fall camp.

High School: Arizona Republic All-Arizona First Team, all-city first team, All-Division II First Team, All-Tribune First-Team Defense, 24-7 First-Team Defense, AZFCA All-State Division II First Team ... 2012 ESPN Top-100 Linebackers, rated 60th ... Started on Chaparral High School's 2009, 2010 and 2011 Arizona State Championship Teams ... Logged 122 tackles on defense and 25 carries for 248 yards as fullback.

Personal: Son of Lisa Smith and Jerry Ippolito.

12 Nick Isham, Quarterback, 6-0, 195
Sophomore-TR, Calabasas, Calif. (Westlake/Louisiana Tech)

At Arizona: Joined the team as a walk-on QB in summer 2012 ... Will fight for a backup roll among the strong group of signal callers.

Before Arizona: Recorded a 3-4, 2-1 WAC record as the signal caller at Louisiana Tech ... Believed to be the second-youngest quarterback to start the team's first game of his true freshman year in NCAA history (second to David "Moon" Walker of Texas A&M in 1973) ... Was 155-for-257 for 1,457 yards with eight touchdowns and seven interceptions while running the ball 49 times two touchdowns ... Played inside receiver late in the year where he caught two passes for 13 yards ... Made his first career start at Southern Miss where he was 20-for-36 for 176 yards and no interceptions while also punting twice for an average of 38.5 yards ... Threw for 318 yards and two touchdowns with a game-best 72-yard touchdown pass as he was 22-for-37 with one interception while also driving Tech down the field 72 yards in the final two minutes to tie the game and force overtime in a 48-42 OT win over Central Arkansas ... Guided Tech to overtime in a hostile SEC environment with a 29-for-40 for 233 yard performance at Mississippi State with one touchdown pass ... Passed for three touchdowns and 305 yards as he went 29-for-51 with two interceptions against Hawaii ... Passed for 163 yards and no interceptions in a 25-for-39 outing with one touchdown pass at Idaho ... Ran the ball once for three yards as he guided Tech for one series in mop-up action in a 27-7 win at Ole Miss ... Attempted one incomplete pass in mop-up duty against New Mexico State en route to a 44-0 win as Tech clinched the WAC Championship ... Caught two passes for 13 yards against No. 15 TCU in the Poinsettia Bowl.

High School: Rated as a three-star athlete by Rivals.com ... Chosen as a 2010 Old Spice National High School Player of the Year, an honor won in the past by Cyrus Gray (Texas A&M), Garrett Gilbert (Texas), Jacquizz Rodgers (Oregon State), Andy Dalton (TCU) and Tim Tebow (Florida) ... Posted a 73.0 percent completion percentage his senior year and a 74.1 percent completion percentage mark his junior year ... A three-year starter that threw for over 6,200 yards in his career ... Lettered in football, baseball and track ... Threw for 2,990 yards and 34 touchdowns his senior year, averaging 213.6 passing yards per game ... Named all-state his junior and senior years as well as garnering all-county and all-league honors as well as county and league MVP accolades ... Led his team to a California North Division Championship his senior year with his team ranked 16th in the state ... Threw for 2,128 yards and 30 touchdowns his junior year.

Personal: Son of Mark and Donna Isham.

99 Kyle Kelley, Defensive Line, 6-3, 243
Freshman, Irvine, Calif. (Woodbridge HS)

At Arizona: Will open his first UA camp at defensive end.

High School: PrepStar All-American ... Parade All-American ... Tacoma News Tribune Western 100 ... CalHiSports First-Team All-State for medium schools ... All-CIF Southern Section Southern Division honors in 2011 ... Logged 87 tackles and 22 sacks as a senior, earning Pacific Coast League Defensive MVP honors ... All-Orange County, All-CIF honors ... Irvine World News co-Defensive POY ... NorCalPreps No. 28 recruit ... Cal-State All-Star game in Fresno in December ... Team MVP of freshman and junior varsity squads his first two years ... Tom Lemming Top-25 DE prospect ... Had 21 receptions for 382 yards and 5 TDs at tight end.

Personal: Son of Charles and Colleen Kelley ... Majoring in pre-business.

17 Josh Kern, Quarterback, 6-5, 197
Freshman, San Antonio, Texas (Clark HS)

At Arizona: One of two QB signees in the class of 2012, Kern will contend for a backup role immediately.

High School: PrepStar All-Midlands ... Threw for 1,020 yards and seven scores, and rushed for 369 and seven touchdowns as a junior ... Attended the 5 Star Performance Camp in 2010 ... MVP honors at Rivals QB Camp in Dallas in 2010 ... Was a middle school AAU basketball player.

Personal: Son of Tres and Pam Kern ... A UA basketball fan, one reason he was attracted to Arizona ... Attended the UA spring game in 2011 ... Majoring in pre-business.

28 Anthony Lopez, Linebacker, 5-11, 209
Freshman, West Milford, N.J. (Mesquite HS [Ariz.])

At Arizona: Prepped as a safety but moved to linebacker during fall camp.

High School: PrepStar All-West ... All-Division I Section 2 honors ... Arizona Republic All-Arizona Division I Second-Team honors ... 24-7Football Honorable Mention All-State ... Rushed for 1,264 yards on 169 carries for 7.48 yard and 13 TDs per tote ... Also posted 27 tackles and 11 PBUs as a cornerback ... Returned 17 kickoffs for 12.5 yards per return ... Rushed for 227 yards on 20 carries against Dobson and a 91-yard run against Chaparral as a senior ... Ran sprints for the Mesquite track squad.

Personal: Son of Edwin and Mary Lopez ... Enrolled in the College of Arts and Sciences.

97 Dwight Melvin, Defensive Line, 6-1, 276
Freshman, Phoenix, Ariz. (Fairfax HS)

At Arizona: Defensive lineman who will get a first look as edge rusher in UA's 3-3-5 scheme.

High School: PrepStar All-West ... AZFCA Division II First-Team All-State ... Arizona Republic Division II All-Arizona First-Team honors ... 24-7Football Division II First-Team All-State ... 47 tackles and five sacks as a senior ... Also played offensive guard for the Stampede ... Defensive MVP of Nike Camp at Palo Alto in summer 2011.

Personal: Son of Dwight Melvin ... Prep teammate of fellow Wildcat Reggie Gilbert ... Enrolled in the College of Arts and Sciences.

40 Brendan Murphy, Safety, 5-11, 181
Junior-TR, New Hartford, N.Y.
(Chaparral HS [Ariz.]/Air Force Academy/Glendale Community College)

At Arizona: Will contend for a spot in the secondary ... Joined the squad at the start of fall camp in 2012.

Before Arizona: Attended Glendale Community College and the Air Force Academy during the 2010 and 2011 seasons.

High School: A first-team all-district, all-region and all-state honoree for the Chaparral Firebirds in Scottsdale ... His team was state champions his senior year with a 13-1 record ... Was a 2012 National Football Foundation Scholar-Athlete and was named MVP of the 2005 UConn Football Camp and the 2007 Maroon and Gold Camp.

Personal: Son of Trey and Jodi Murphy, he was born in Bridgeport, Conn., raised in New Hartford, N.Y. and then attended Chaparral High School in Scottsdale ... His father attended The Citadel and is a member of the U.S. Air Force ... His uncles, Dan and Craig, played football at UConn.

13 Jack Nykaza, Quarterback, 6-1, 177
Freshman, Wilmette, Ill. (New Trier HS)

At Arizona: Enters fall camp in the mix as a backup QB ... Joined the team as a walk-on in summer 2012.

High School: A two-time, first-team all-conference honoree ... Named his team's Offensive Player of the Year as a junior and senior ... Honor roll student.

Personal: Son of Don and Lee Nykaza ... Enrolled in the College of Arts and Sciences.

2012 Arizona Football Media Guide

11 William Parks, Free Safety, 6-1, 190
Freshman, Philadelphia, Pa., (Germantown HS)

At Arizona: Skill-position player with size who should get first look at a free safety position in 2012 camp.

High School: All-Southeastern Pennsylvania First-Team Defense honors ... Played in the Chesapeake Bowl ... Cornerback, receiver, running back and kick returner for the Bears ... Scored five TDs on 39 carries and 167 yards as senior, with 21 receptions for 337 yards and four scores ... Four interceptions for 119 yards, seven PBUs and 27 tackles ... As a junior, he rushed for 657 yards on 143 carries and four scores, with nine receptions for 138 yards and a touchdown ... Logged 45 tackles and three interceptions as a defender ... Won a 2011-12 State Mini-Max award for football performance, academics and community service from the Maxwell Foundation ... Also lettered in basketball and track and field.

Personal: Son of William McLeod and Nyerere Parks ... Enrolled in the College of Arts and Sciences.

10 Yamen Sanders, Safety, 6-4, 187
Freshman, Inglewood, Calif. (Culver City HS)

At Arizona: A big defender who likely will open his first camp at one of UA's three safety positions.

High School: All-CIF Southern Section defensive back pick in the Western Division ... PrepStar SoCal 150 ... All-Ocean League honors ... Played safety ... Logged 90 tackles in 2011, with 10 three times ... Picked off one interception for 30 yards ... Had 32 tackles in 2010 and one safety ... Also played basketball and ran track for the Centaurs.

Personal: Son of Yamen Sanders, a USC grad and basketball alum ... The elder Sanders played in the CBA and overseas in Italy, Japan, Germany and Turkey ... The younger Sanders once spoke fluent Italian while living overseas ... Majoring in pre-business.

32 J.T. Washington, Running Back, 5-7, 156
Freshman, Indialantic, Fla. (Satellite HS)

At Arizona: Will open his first college training camp as a running back.

High School: Under Armour All-America Combine in 2011 ... South team member for Brevard County All-Star game in January ... Had 1,200 yards rushing and 900 receiving yards ... Also competed in the 100 meters, 200 meters and long jump in track and field ... Third place in the state meet on the 4x100m relay as a sophomore, fifth place in the long jump ... Played at Melbourne Catholic his first two years.

Personal: Son of Rich and Sue Rogers ... Majoring in pre-business ... Given name is Joetavious.

47 Shadow Williams, Linebacker, 6-0, 226
Freshman, Tampa, Fla. (Land O' Lakes HS)

At Arizona: A needed addition to UA's defensive line corps ... Will enter his first camp as a linebacker.

High School: A three-time all-conference honoree ... Also an all-conference performer as a thrower on the track and field team.

Personal: Son of Cliff and Nichole Williams ... Enrolled in the College of Arts and Sciences ... Uncle played football at Baylor.

Returning Squadmen

82 Ademola Adeniran, Receiver, 5-7, 160
Sophomore-SQ, Phoenix, Ariz. (North HS/Avila University)

At Arizona: Joined the team in spring 2012 as a walk-on receiver.

Before Arizona: Attended Avila University, Kansas City, Mo., in 2011 ... Primarily participated with the special teams units.

High School: A football, basketball and track and field letterman for North High School ... Played receiver and defensive back with 37 catches for 356 yards receiving and two TDs on offense, and 18 tackles and 4 PBUs on defense ... Was 8-212 on kickoff returns senior year in 2010 ... Earned all-conference and all-

region honors in his final season.

Personal: Son of Adelowo and Atinuke Adeniran ... Majoring in pre-business.

89 R.J. Aguero, Receiver, 6-2, 190
Freshman-SQ, Laredo, Texas (John B. Alexander HS)

At Arizona: Joined the team as a walk-on receiver in spring 2012 after open try-out.

High School: A graduate of John B. Alexander High School ... Named first-team all-city and first-team all-district as a junior and honorable mention all-district as a sophomore and senior ... His squad finished with a 10-3 record and second-place league finish during his final campaign.

Personal: Son of Eddie and Maria Elena Aguero ... Majoring in pre-business.

74 Jacob Arzouman, Offensive Line, 6-5, 270
RS Freshman, Tucson, Ariz. (Salpointe Catholic HS)

At Arizona: Redshirted the 2011 season ... Will contend for duty at center or guard in 2012 ... Played multiple positions on scout team as freshman.

High School: Named Arizona Republic 5A First-Team All-State ... PrepStar All-West Region ... Arizona Football Coaches Association 5A-I First-Team All-State honors ... Arizona Daily Star First-Team All-Southern Arizona ... 5A-I first-team all-conference ... The Lancers posted a record of 10-2 during his senior season.

Personal: Son of David and Jill Arzouman ... Majoring in aerospace engineering.

20 Stephen Ascher, Safety, 6-1, 194
RS Freshman, Newport Beach, Calif. (Corona del Mar HS)

At Arizona: Redshirted as scout team safety in 2011 ... Joined the team for fall camp 2011 as a walk-on defensive back.

High School: A football, basketball and lacrosse letterman for Corona del Mar High School ... A first-team all-conference and first-team all-city honoree ... Tallied nine sacks, 45 tackles and forced and recovered three fumbles as a senior ... His squad compiled a 13-1 record and won the conference title in his final campaign.

Personal: Son of Steve and Susan Ascher ... His father played volleyball at California ... Enrolled in the College of Arts and Sciences ... Prep teammate of fellow Wildcat Aaron White.

23 Jared Baker, Running Back, 5-8, 191
RS Freshman, Los Angeles, Calif. (Loyola HS)

At Arizona: Expected to contribute on special teams and as a running back in 2012 ... Redshirted his true freshman year in 2011.

High School: PrepStar All-West Region ... MaxPreps Top-35 tailback ... Co-offensive MVP and first-team honors for Serra League ... Compiled 1,150 rushing yards on 170 carries as a senior, with 12 TDs ... Added 12 catches for 138 yards ... Rushed for 219 yards and four scores against Valencia in 2010 ... Ran the 100 and 200 meters and 4x100m in track, with a fourth-place finish in the 100 at the 2010 Mt. SAC Relays, running a 10.83 ... Holds the Mission League record at 10.84 ... Was Serra League Offensive MVP in 2009 when he racked up 6.9 yards per carry en route to 1,453 yards and 10 TDs after subbing in for an injured senior star ... Earned third-team preseason CatholicSportsNet inaugural All-America honors.

Personal: Enrolled in the College of Arts and Sciences.

19 Alex Cappellini, Quarterback/Receiver, 6-3, 192
Sophomore-SQ, Phoenix, Ariz. (Pinnacle HS/Humboldt/Orange Coast College)

At Arizona: Will contend for backup quarterback duties ... Joined the team in January 2012.

Before Arizona: A transfer from Orange Coast College ... Also attended Humboldt College in 2010-11 and redshirted the season.

High School: A football letterman for Pinnacle High School ... An all-conference honoree as a junior, an all-region honoree as a senior and was named AZFCA First-Team All-State as a senior ... Led his team to a 10-2 record and a third-place state finish in his final campaign.

2012 Arizona Football Media Guide

Personal: Son of Jeff Cappellini ... Majoring in pre-business.

56 Tyler Ermisch, Linebacker, 6-3, 225
Junior-SQ, Phoenix, Ariz. (Chaparral HS)

At Arizona: Will provide depth at defensive end ... Joined the team in August 2011 as a walk-on linebacker ... Redshirted the 2011 season.

High School: A football and baseball letterman for Chaparral High School ... A member of the National Honor Society ... His squad made it to the state championship game during his senior campaign ... Was also recruited to play collegiate baseball.

Personal: Son of Karl and Janis Ermisch ... Majoring in pre-public health ... Brother of fellow Wildcat Trevor Ermisch.

64 Fajtele Faafoi, Offensive Line, 6-4, 305
RS Freshman, Tustin, Calif. (Tustin HS)

At Arizona: Will likely contend for duty as a guard in 2012 ... Redshirted the 2011 season.

High School: PrepStar All-West Region ... OCVarsity.com All-County Third-Team honors his senior year for Tillers head coach Myron Miller ... Golden State Preps All-Southern California as a junior defensive tackle ... Started at guard and defensive tackle for Tustin and switched to left tackle as a senior ... Earned All-Empire League in 2010.

Personal: His family lives in Apia, the capital city of American Samoa on the island of Upolu ... Lived in Tustin with his aunt and uncle ... High school experience is his first in football, as he grew up playing rugby in Samoa ... Enrolled in the College of Arts and Sciences.

58 Devin Gordon, Linebacker, 6-3, 221
RS Freshman, Mesa, Ariz. (Red Mountain HS)

At Arizona: Joined the team in fall camp 2011 as a walk-on linebacker ... Red-shirted the season as scout team player.

High School: Logged 56 tackles as a senior defender ... Also threw the discus for the track and field team.

Personal: Enrolled in the College of Arts and Sciences.

98 Tevin Hood, Defensive Line, 6-0, 302
Junior-SQ, Chandler, Ariz. (Hamilton HS/Duke/USD)

At Arizona: Joined the team in January 2012.

Before Arizona: Played his true freshman year in four games at Duke, recording four tackles ... Transferred to the University of San Diego for the 2011 season, playing in eight games, with 11 tackles including 3.5 for losses.

High School: Logged 130 tackles for the Curley Culp Award his senior year ... A National Football Foundation Scholar-Athlete Award for his academic work ... Football and wrestling letterman, with 5A-I state title in the heavyweight class.

Personal: Son of Roselyn and Charles Hood ... His biological father, Eric Swann, played in the NFL for the Cardinals ... Majoring in English.

30 Johnny Jackson, Receiver, 5-10, 179
RS Freshman, San Diego, Calif. (St. Augustine HS)

At Arizona: Solid spring put him in shape for potential playing time in 2012 ... Joined the team for fall camp 2011 as a walk-on skill-position player ... Played on the scout teams in 2011.

Personal: Majoring in pre-business.

53 Sir Thomas Jackson, Linebacker, 6-0, 215
RS Freshman, Seattle, Wash. (O'Dea HS)

At Arizona: Joined the team after fall camp 2011 as a walk-on linebacker ... Played on the scout teams as a redshirt.

High School: A three-year football letterman as a defensive end at O'Dea High School ... Earned all-conference honors as a sophomore, junior and senior ... Went on to earn all-state honors as a senior ... Named to the honor roll as a freshman and sophomore ... Led his team to a 10-2 record and a first-place league

finish during his final campaign.

Personal: Enrolled in the College of Arts and Sciences.

49 Tim Johnston, Long Snapper, 6-3, 215
Freshman-SQ, Piedmont, Calif. (Piedmont HS)

At Arizona: Joined the team for 2012 spring drills as walk-on long snapper.

Personal: Son of Barbee Rubenstein and Topper Johnston ... Majoring in pre-business.

27 Terris Jones, Running Back, 5-7, 177
Sophomore-SQ, Long Beach, Calif. (California HS)

At Arizona: Adds depth at running back ... Solid play on scout teams in 2011 ... Joined the team for fall 2010 as a walk-on running back.

High School: Rushed for 1,912 yards and 26 touchdowns in 2009 at California High School in Whittier ... Also ran track.

Personal: Younger brother of former UA running back Nic Grigsby, a three-year starter in 2008-10 ... Majoring in animal sciences.

77 Lene Maiava, Offensive Line, 6-5, 276
RS Freshman, Tafuna, American Samoa (Tafuna)

At Arizona: Expected to push immediately for playing time somewhere on the offensive line after solid work while redshirting in 2011 ... Opened his first UA camp at right tackle.

High School: Selected for the Polynesian All-America Bowl in January 2011 ... One of the island's top linemen, Maiava played both ways for the Warriors.

Personal: Prep teammate of fellow Wildcat Aiulua Fanene, who left school this year for an LDS mission ... Enrolled in the College of Arts and Sciences.

36 Vince Miles, Safety, 6-1, 188
Freshman-SQ, East Palo Alto, Calif. (St. Francis HS)

At Arizona: Joined the team in January 2012 as a walk-on defensive back ... Good showing in spring ball and will compete for rotation duty with the secondary as well as on special teams.

52 Dame Ndiaye, Linebacker, 6-4, 219
RS Freshman, San Diego, Calif. (Hoover HS)

At Arizona: Should contend for a rotation role in Rodriguez's 3-3-5 system in 2012, likely as an outside linebacker ... Athletic skills showed during his redshirt freshman season as a defensive end in 2011.

High School: San Diego Section All-CIF Second-Team honors as defensive lineman in 2010 ... All-Western League First-Team ... Played one season of football at Hoover ... Had 36 tackles, seven sacks and three forced fumbles in 2010 ... Led the Cardinals in sacks ... Also had duty at receiver and caught 18 passes for 333 yards and five scores ... Ran the 200 meters in track ... Noted shooting guard recruit in basketball, averaging 16 points and seven boards per game for Hoover, rated No. 9 shooting guard in state by Cal-Hi Sports, earning All-CIF honors for two seasons ... Played touring basketball for the African team in summer 2010.

Personal: Born in Senegal and moved to U.S. when he was eight ... Majoring in pre-business.

4 Patrick Onwuasor, Defensive Back, 6-1, 211
RS Freshman, Inglewood, Calif. (Inglewood HS)

At Arizona: Should contend for top duty in the receiving corps in 2012 ... Red-shirted 2011 while playing as a split receiver.

High School: PrepStar All-West Region ... Tacoma News-Tribune Western 100 ... All-CIF Western Division ... Had three interceptions in one game against Beverly Hills in 2010 ... Caught 37 passes for 745 yards and seven touchdowns, returned a kickoff 87 yards, two punts for 125 yards and intercepted six passes, returning them a total of 164 yards while helping the Sentinels win the Ocean League title and advancing to the second round of the CIF-SS Western Division playoffs ... Scored four TDs in a 66-60 victory over Culver City on a kickoff return, interception return and two receptions ... Had 25 receptions for 773 yards and three

2012 Arizona Football Media Guide

touchdowns and added 28 tackles and an interception as a junior in 2009, earning All-Ocean League First-Team honors.

Personal: Enrolled in the College of Arts and Sciences.

80 David Richards, Receiver, 6-4, 203
RS Freshman, Palmdale, Calif. (Palmdale HS)

At Arizona: Big athlete who should contribute to the receiving corps in 2012 ... Redshirted his true freshman season in 2011 ... Played outside receiver on the scout teams.

High School: PrepStar All-West Region as an athlete ... All-CIF Western Division defensive back ... Antelope Valley Press All-Valley DB ... Two-way player for the Falcons at safety/corner and receiver ... Three picks in his first two games of 2010, nine overall to go with 31 tackles as a senior ... Played quarterback at times ... Blocked two field goals in 2010 ... CLA Sports Top-10 West Coast Athletes ... Logged 789 yards receiving and 10 touchdowns as a junior, helping his team to the CIFSS Western Division playoffs ... Cal-Hi Sports Preseason All-San Fernando Valley First-Team (multi-purpose) ... All-CIF Western Division First-Team honors as a defender his junior year ... CLA Sports West Coast Class of 2011 Top Athletes list.

Personal: Enrolled in the College of Arts and Sciences.

39 Drew Riggleman, Punter, 6-2, 209
RS Freshman, Tucson, Ariz. (Sahuaro HS)

At Arizona: Will contend for backup punter role ... Joined the team after fall camp as a walk-on kicker in 2011 and redshirted the season.

High School: A football kicker/punter and soccer forward letterman for Sahuaro High School ... Named All-Southern Arizona first-team in 2011.

Personal: Son of William and Robyn Riggleman ... Majoring in pre-physiology.

48 Jaime Salazar, Kicker, 6-0, 204
Senior-SQ, Garland, Texas (Garland HS/Trinity Valley CC)

At Arizona: Expected to compete for the top place-kicking job ... Was the apparent leader heading into 2011 ... Appeared in the first three games, hitting seven of eight PAT kicks and one of four field goal tries ... Had a career-best 27-yard FG in three attempts against Stanford.

Before Arizona: Earned NJCAA Second-Team All-America honors in 2010 ... Southwest Junior College Football Conference Player of the Week honors after three field goals and three PATs in the season opener over Independence ... Honorable mention all-conference honors ... Was successful on 14 of 15 field goals and scored 83 points as sophomore at TVCC for a 6-5 squad that made SWJFCFC title game ... No. 2 in NJCAA in kick scoring and No. 3 in SWJFCFC in scoring.

High School: Earned All-10-5A District Second-Team nods during his final two prep seasons.

Personal: Majoring in regional development.

29 Justin Samuels, Cornerback, 5-10, 170
Junior-SQ, Camas, Wash. (Camas HS)

At Arizona: Joined the team in spring 2012 after tryouts as a walk-on defensive back ... Working at corner heading into 2012 fall camp.

High School: A football and basketball letterman for Camas High School ... Named honorable mention all-conference as a junior and second-team all-conference as a senior ... Tallied five interceptions, 42 tackles and 18 passes defensed ... Led his team to an 8-3 record and a second-place league finish as a senior.

Personal: Son of Douglas and Loretta Samuels ... His father was a distance runner at Kentucky State and his cousin, Stanley Pritchett, played collegiate football at South Carolina and in the NFL for Miami, Philadelphia and Atlanta ... A double major in business management and business marketing with minors in psychology and pre-law ... Holds a second-degree black belt in martial arts ... First name is Douglas, goes by middle name, Justin.

86 Jake Smith, Kicker, 6-2, 200
Junior-SQ, Philadelphia, Pa. (Cheltenham HS /Syracuse/YSU)

At Arizona: Joined team in January 2012 as a walk-on kicker ... Could push for PK duties after a solid spring effort.

Before Arizona: Played at Youngstown State in 2011 and Syracuse in 2010.

High School: A football and baseball letterman at Cheltenham High School ... A first-team all-conference honoree during his junior and senior seasons ... Went on to earn first-team all-region honors in his final campaign ... Was named his team's Special Teams MVP as a junior and senior ... Also named first-team all-conference as his baseball team's shortstop and was recruited to play collegiately.

Personal: Son of Mitchell Smith, a former soccer player at Stanford ... Majoring in pre-business.

24 Connor Sohns, Cornerback, 6-0, 181
Sophomore-SQ, Tucson, Ariz. (Sabino HS)

At Arizona: Joined the team for spring 2012 drills as walk-on defensive back.

High School: A local graduate of Sabino High School, he lettered in football and lacrosse ... A broken shoulder affected most of his high school sports career.

Personal: Son of Steve and Kendra Sohns ... Majoring in physiology.

37 Ben Sullivan, Tight End, 6-1, 223
RS Freshman, Tucson, Ariz. (Salpointe Catholic HS)

At Arizona: Joined the team for 2011 fall camp as a walk-on running back ... Redshirted the 2011 season.

High School: A football and basketball letterman for Salpointe Catholic ... A first-team all-conference, all-city and all-region honoree while being named honorable mention all-state ... The Lancers posted a record of 10-2 during his senior season.

Personal: Son of William and Suzanne Sullivan ... Born in London, England, raised in Milton, Ma. Before finishing high school in Tucson ... His father played volleyball at Providence College and his uncle played football at Navy ... Majoring in pre-business.

94 Christian Upshaw, Defensive Line, 6-2, 246
Senior-SQ, Phoenix, Ariz. (La Jolla HS/Western New Mexico)

At Arizona: Joined the team for 2011 fall camp as a walk-on defensive end ... Scout-team duty as an end and tackle.

Before Arizona: A transfer from Western New Mexico.

Personal: Majoring in creative writing.

84 Sean Willet, Receiver, 6-0, 192
Junior-SQ, Mission Viejo, Calif. (Santa Margarita HS)

At Arizona: Expected to contend for a role on special teams and as a rotation receiver ... Good work in spring put him in the picture ... Joined the team as a walk-on in spring 2010 ... Has worked on scout teams.

Personal: Majoring in business management.

66 Carter Wood, Offensive Line, 6-2, 274
Freshman-SQ, Scottsdale, Ariz. (Chaparral HS/Colorado Mesa)

At Arizona: Joined the team in January 2012 as a walk-on offensive lineman.

Before Arizona: Redshirted his initial college season at Colorado Mesa College in 2011.

Personal: Son of former UA starting defensive tackle Dave Wood ... Uncle, Brent, played linebacker on the same UA teams as dad ... Majoring in pre-business.

2012 Arizona Football Media Guide

2012 Opponents

Game 1 – Toledo

7:30 p.m., Saturday, Sept. 1

Arizona Stadium (51,811)

Toledo Rockets – utrockets.com

Location: Toledo, Ohio

Enrollment: 23,200

Colors: Midnight Blue and Gold

Conference: Mid-American

Stadium: Glass Bowl (26,248)

AD: Michael O'Brien

SID: Paul Helgren

paul.helgren@utoledo.edu

SID Phone: 419-530-4918

Head Coach: Matt Campbell (1st year)

Record: 0-0

Series: UA 3-0

Last meeting: Arizona 41-2, Toledo 2010

ESPNU

Game 5 – Oregon State

TBA, Saturday, Sept. 29

Arizona Stadium (51,811)

OSU Beavers – osubeavers.com

Location: Corvallis, Ore.

Enrollment: 20,200

Colors: Orange and Black

Conference: Pac-12

Stadium: Reser Stadium (45,674)

Press Box Phone: 541-737-2410

AD: Bob De Carolis

SID: Steve Fenk

steve.fenk@osu.edu

SID Phone: 541-737-7470; -3020 fax

Head Coach: Mike Riley (12th year)

Record: 72-63, 12th year

Series: UA leads 20-12-1

Last Meeting: OSU 37-27, Corvallis 2011

Game 9 – at UCLA

TBA, Saturday, Nov. 3

Rose Bowl (91,136)

UCLA Bruins – uclabruins.com

Location: Los Angeles, Calif.

Enrollment: 39,500

Colors: Blue & Gold

Conference: Pac-12

Stadium: Rose Bowl, Pasadena (91,136)

Pressbox phone: 626-397-4210

AD: Dan Guerrero

SID: Steve Rourke

srouрке@athletics.ucla.edu

SID Phone: 310-206-6831; 825-8664 fax

Head Coach: Jim L. Mora (1st year)

College Record: 0-0

Series: UCLA leads 19-15-2

Last meeting: Arizona 41-12, Tucson 2011

Game 2 – Oklahoma State

Pac-12 Networks

7:30 p.m., Saturday, Sept. 8

Arizona Stadium (51,811)

OSU Cowboys – okstate.com

Location: Stillwater, Okla.

Enrollment: 35,280

Colors: Orange and Black

Conference: Big 12

Stadium: Boone Pickens Stadium (60,218)

AD: Mike Holder

SID: Kevin Klintworth

Kevin.klintworth@okstate.edu

SID Phone: 405-744-7714

Head Coach: Mike Gundy (8th year)

59-30, all at OSU

Series: OSU leads 5-3

Last meeting: OSU 37-14, Stillwater 2011

Game 6 – at Stanford

7:45 p.m., Saturday, October 6

Stanford Stadium (50,000)

Stanford Cardinal – gostanford.com

Location: Stanford, Calif.

Enrollment: 15,140

Colors: Cardinal and White

Conference: Pac-12

Stadium: Stanford Stadium (50,000)

Pressbox phone: 650-723-4418

AD: Bob Bowlsby

SID: Jim Young

jfyoung@stanford.edu

SID Phone: 650-721-1989; 725-2597 fax

Head Coach: David Shaw (2nd year)

Record: 11-2, 2nd year

Series: UA leads 14-13

Last meeting: SU 37-10, Tucson 2011

Game 10 – Colorado

TBA, Saturday, Nov. 10

Arizona Stadium (51,811)

Colorado Buffaloes – cubuffs.com

Location: Boulder, Colo.

Enrollment: 30,196

Colors: Silver, Gold & Black

Conference: Pac-12

Stadium: Folsom Field (53,613)

AD: Mike Bohn

SID: David Plati

David.plati@colorado.edu

SID Phone: 303-492-5626

Head Coach: Jon Embree (2nd year)

Record: 3-10, 2nd year

Series: Colorado leads 13-1

Last meeting: CU 48-29, Boulder 2011

Game 3 – South Carolina State

Pac-12 Networks

7:30 p.m., Saturday, Sept. 15

Arizona Stadium (51,811)

SC State Bulldogs – scsuathletics.com

Location: Orangeburg, S.C.

Enrollment: 4,800

Colors: Garnet and Blue

Conference: Mid-Eastern Athletic

Stadium: Dawson/Bulldog Stadium (22,000)

AD: Charlene Johnson

SID: Bill Hamilton/Kendrick Lewis

whamilton@scsu.edu, klewis19@scsu.edu

SID Phone: 803-536-8759

Head Coach: Buddy Pough (11th year)

Record: 83-33

Series: First meeting

Game 7 – Washington

TBA, Saturday, Oct. 20

Arizona Stadium (51,811)

UW Huskies – gohuskies.com

Location: Seattle, Wash.

Enrollment: 42,933

Colors: Purple and Gold

Conference: Pac-12

Stadium: Husky Stadium (72,500)

Pressbox Phone: 206-543-2230

AD: Scott Woodward

SID: Jeff Bechtold

bechtold@u.washington.edu

SID Phone: 206-543-2230; -5000 fax

Head Coach: Steve Sarkisian (4th year)

Record: 19-19, 4th year

Series: UW leads 18-9-1

Last meeting: UW 42-31, Seattle 2011

Game 11 – at Utah

TBA, Saturday, Nov. 17

Rice-Eccles Stadium (45,017)

Utah Utes – utahutes.com

Location: Salt Lake City, Utah

Enrollment: 30,084

Colors: Red & White

Conference: Pac-12

Stadium: Rice-Eccles (45,017)

Pressbox Phone: 801-581-4783

AD: Chris Hill

SID: Liz Abel

label@huntsman.utah.edu

SID Phone: 801-581-3510

Head Coach: Kyle Whittingham (8th year)

Record: 66-25, 8th year

Series: Utah leads 20-15-2

Last meeting: Utah 34-21, Tucson 2011

Game 4 – at Oregon

ESPN Networks

TBA, Saturday, Sept. 22

Autzen Stadium (56,000)

Oregon Ducks – goducks.com

Location: Eugene, Ore.

Enrollment: 20,033

Colors: Green and Yellow

Conference: Pac-12

Stadium: Autzen Stadium (56,000)

Pressbox phone: 541-346-5488

AD: Rob Mullens

SID: Dave Williford

diw@uoregon.edu

SID Phone: 541-346-5488; -5449 fax

Head Coach: Chip Kelly (4th year)

Record: 34-6, all at Oregon

Series: Oregon leads 23-14

Last Meeting: UO 56-31, Tucson 2011

Game 8 – Southern California

TBA, Saturday, Oct. 27

Arizona Stadium (51,811)

USC Trojans – usc trojans.com

Location: Los Angeles, Calif.

Enrollment: 33,500

Colors: Cardinal and Gold

Conference: Pac-12

Stadium: L.A. Coliseum (92,000)

Pressbox phone: 213-741-1341

AD: Pat Haden

SID: Tim Tessalone

tessalon@usc.edu

SID Phone: 212-740-8480; -7584 fax

Head Coach: Lane Kiffin (3rd year)

Record: 18-7, 25-13 (4th year)

Series: USC leads 28-7

Last meeting: USC 48-41, Los Angeles 2011

Game 12 – Arizona State

TBA, Saturday, Nov. 19

Sun Devil Stadium (71,706)

ASU Sun Devils – thesundevils.com

Location: Tempe, Ariz.

Enrollment: 68,000

Colors: Maroon & Gold

Conference: Pac-12

Stadium: Sun Devil Stadium (71,706)

Pressbox phone: 480-965-6207

AD: Steve Patterson

SID: Mark Brand

mbrand@asu.edu

SID Phone: 480-965-6592; -5408 fax

Head Coach: Todd Graham (1st year)

Record: 0-0; 49-29 (7th year)

Series: UA leads 47-37-1

Last Meeting: UA 31-27, Tempe 2011

2012 Arizona Football Media Guide

2012 Pac-12 Conference Composite Schedule

(known TV listed)

Thursday, August 30

- UCLA at Rice (CBS Sports Network)
- Northern Colorado at Utah (P12N)
- Northern Arizona at Arizona State (P12N)
- Washington State at BYU (ESPN)

Friday, August 31

- San Jose State at Stanford (P12N)

Saturday, September 1

- Nevada at California (P12N)
- Nicholls State at Oregon State (P12N)
- Colorado State at Colorado (FX)
- Hawaii at USC (FOX)
- San Diego State at Washington (P12N)
- Arkansas State at Oregon (ESPN)
- Toledo at **Arizona** (ESPNU)

Friday, September 7

- Utah at Utah State (ESPN2)
- Washington at LSU

Saturday, September 8

- E. Washington at Washington State (P12N)
- Sacramento State at Colorado (P12N)
- Southern Utah at California (P12N)
- USC at Syracuse (ABC)
- Wisconsin at Oregon State(FX)
- Fresno State at Oregon(P12N)
- Nebraska at UCLA (FOX)
- Duke at Stanford (P12N)
- Illinois at Arizona State (ESPN)
- Oklahoma State at **Arizona** (P12N)

Friday, September 14

- Washington State at UNLV (ESPN)

Saturday, September 15

- Arizona State at Missouri
- California at Ohio State (ABC)
- Tennessee Tech at Oregon (P12N)
- Portland State at Washington (FX)
- USC at Stanford (FOX)
- Colorado at Fresno State (CBS Sports Net)
- BYU at Utah (ESPN2)
- Houston at UCLA (P12N)
- S.C. State at **Arizona** (P12N)

Saturday, September 22

- Colorado at Washington State
- Utah at Arizona State
- Arizona** at Oregon (ABC or ESPN or ESPN2)
- California at USC (P12N)
- Oregon State at UCLA

Thursday, September 27

- Stanford at Washington (ESPN)

Saturday, September 29

- Arizona State at California
- Oregon at Washington State
- Oregon State at **Arizona**
- UCLA at Colorado

Thursday, October 4

- USC at Utah (ESPN)

Saturday, October 6

- Arizona** at Stanford
- UCLA at California
- Washington at Oregon
- Washington State at Oregon State

Thursday, October 11

- Arizona State at Colorado (ESPN)

Saturday, October 13

- Utah at UCLA
- California at Washington State
- Oregon State at BYU
- USC at Washington
- Stanford at Notre Dame (NBC)

Thursday, October 18

- Oregon at Arizona State (ESPN)

Saturday, October 20

- Colorado at USC
- Utah at Oregon State
- Stanford at California
- Washington at **Arizona**

Saturday, October 27

- Colorado at Oregon
- California at Utah
- Oregon State at Washington
- UCLA at Arizona State
- USC at **Arizona**
- Washington State at Stanford

Friday, November 2

- Washington at California (ESPN)

Saturday, November 3

- Arizona** at UCLA
- Arizona State at Oregon State
- Oregon at USC
- Stanford at Colorado
- Washington State at Utah

Saturday, November 10

- Colorado at **Arizona**
- Utah at Washington
- Arizona State at USC
- Oregon at California
- Oregon State at Stanford
- UCLA at Washington State

Saturday, November 17

- Arizona** at Utah
- California at Oregon State
- Stanford at Oregon
- USC at UCLA
- Washington at Colorado
- Washington State at Arizona State

Friday, November 23

- Utah at Colorado (FOX or FX)
- Washington at Washington State (FOX or FX)
- Arizona State at **Arizona** (ESPN)

Saturday, November 24

- Notre Dame at USC (ABC or ESPN)
- Oregon at Oregon State
- Stanford at UCLA

Friday, November 30

- Pac-12 Championship (FOX)

Series Records vs. 2012 Opponents

Toledo (UA leads 3-0)

9/7/1985	W	23-10	Tucson
9/6/2008	W	41-16	Tucson
9/3/2010	W	41-2	Toledo

Oklahoma State (OSU leads 5-3)

1931	L	0-31	Stillwater
1932	L	6-13	Stillwater
1937	W	22-13	Phoenix
1940	W	24-0	Phoenix
1941	L	14-41	Tucson
1942	W	20-6	Tucson
2010	L	10-36	San Antonio (Alamo Bowl)
2011	L	14-37	Stillwater

At Tucson: tied 1-1; at Phoenix: UA 2-0; at Stillwater: OSU 2-0; bowl: OSU 1-0

South Carolina State (First Meeting)

9/15/212 Tucson

Oregon (UO leads, 23-14)

12/4/1937	W	21-7	Tucson
9/29/1951	L	21-39	Eugene
10/22/1955	L	27-46	Tucson
10/14/1961	W	15-6	Portland
10/19/1963	L	12-28	Tucson
10/17/1964	L	0-21	Eugene
9/16/1972	L	7-34	Eugene
11/1/1978	W	24-3	Eugene
10/13/1979	W	24-13	Tucson
10/17/1981	W	18-14	Eugene
11/20/1982	L	7-13	Eugene
10/15/1983	L	10-19	Tucson
10/6/1984	W	28-14	Tucson
11/16/1985	W	20-8	Tucson
9/20/1986	W	41-17	Eugene
11/12/1988	W	41-27	Tucson
9/30/1989	L	10-16	Eugene
9/22/1990	W	22-17	Tucson
11/6/1993	W	31-10	Tucson
10/29/1994	L	9-10	Eugene
11/11/1995	L	13-17	Tucson
11/9/1996	L	31-49	Eugene
9/4/1997	L	9-16	Eugene

10/31/1998	W	38-3	Tucson
10/23/1999	L	41-44	Tucson
10/21/2000	L	10-14	Eugene
10/6/2001	L	28-63	Tucson
10/5/2002	L	14-31	Tucson
9/13/2003	L	10-48	Tucson
10/16/2004	L	14-28	Eugene
10/22/2005	L	21-28	Tucson
11/18/2006	W	37-10	Eugene
11/15/2007	W	34-24	Tucson
11/15/2008	L	45-55	Eugene
11/21/2009	L	41-44 (2OT)	Tucson
11/26/2010	L	29-48	Eugene
9/22/2011	L	31-56	Tucson

At Tucson: UO leads 11-9; at Eugene: UO leads, 12-4; at Hayward Field: UO leads 2-0; at Portland, Ore.: UA leads, 1-0

Oregon State (UA leads 21-13-1)

11/5/1966	L	12-31	Portland
11/6/1971	W	34-22	Tucson
9/16/1978	W	21-17	Tucson
11/17/1979	W	42-18	Tucson
11/22/1980	W	24-7	Corvallis
11/14/1981	W	40-7	Corvallis
9/11/1982	W	38-12	Tucson
9/3/1983	W	50-6	Tucson
9/15/1984	W	27-8	Portland
11/2/1985	W	27-6	Corvallis
10/18/1986	W	23-12	Tucson
10/17/1987	W	31-17	Tucson
9/3/1988	W	24-13	Corvallis
10/13/1990	L	21-35	Corvallis
11/2/1991	W	45-21	Tucson
9/19/1992	T	14-14	Corvallis
9/25/1993	W	33-0	Corvallis
10/1/1994	W	30-10	Tucson
11/4/1995	W	14-9	Corvallis
10/26/1996	W	33-7	Tucson
11/8/1997	W	27-7	Tucson
10/17/1998	W	28-7	Corvallis
11/13/1999	L	20-28	Corvallis
11/11/2000	L	9-33	Tucson
10/13/2001	L	3-38	Corvallis
11/2/2002	L	3-38	Corvallis
11/1/2003	L	23-52	Corvallis
11/30/2004	L	14-28	Tucson
10/29/2005	W	29-27	Corvallis
10/21/2006	L	10-17	Tucson
10/6/2007	L	16-31	Corvallis
11/22/2008	L	17-19	Tucson
9/26/2009	W	37-32	Corvallis
10/9/2010	L	27-29	Tucson
10/8/2011	L	27-37	Corvallis

At Tucson: UA leads, 11-5; at Corvallis (Reser Stadium): UA leads, 9-7-1; at Neutral Sites: Tied, 1-1; at Portland Ore.: Tied, 1-1

Stanford (UA leads, 14-13)

10/20/1979	W	10-30	Palo Alto
10/3/1981	W	17-13	Tucson
11/6/1982	W	41-27	Palo Alto
10/22/1983	L	22-31	Palo Alto
11/10/1984	W	28-14	Tucson
10/26/1985	L	17-28	Palo Alto
11/30/1986	L	24-29	@Tokyo
10/31/1987	W	23-13	Palo Alto
9/2/1989	W	19-3	Tucson
11/10/1990	L	10-23	Tucson
9/14/1991	W	28-23	Tucson
10/17/1992	W	21-6	Palo Alto
10/16/1993	W	27-24	Tucson
9/24/1994	W	34-10	Palo Alto
10/11/1997	W	28-22	Tucson
9/12/1998	W	31-14	Palo Alto
9/18/1999	L	50-22	Tucson
9/30/2000	W	27-3	Palo Alto
11/10/2001	L	37-51	Tucson
10/19/2002	L	6-16	Palo Alto
10/15/2005	L	16-20	Tucson
1/14/2006	W	20-7	Palo Alto
10/20/2007	L	20-21	Tucson
10/11/2008	L	23-24	Palo Alto
10/17/2009	W	43-38	Tucson
11/6/2010	L	17-42	Palo Alto
9/17/2011	L	10-37	Tucson

At Tucson: UA leads, 7-6; at Palo Alto: Tied, 6-6; at Neutral Sites: Stanford leads, 1-0; at Tokyo, Japan: Stanford leads, 1-0

Washington (UW leads, 18-9-1)

11/4/1978	L	21-31	Seattle
11/8/1980	L	22-45	Seattle
9/18/1982	L	13-25	Tucson
11/5/1983	L	22-23	Tucson
10/27/1984	L	12-28	Seattle
11/7/1987	T	21-21	Tucson
11/5/1988	W	16-13	Seattle
9/23/1989	W	20-17	Tucson
11/3/1990	L	10-54	Seattle
10/5/1991	L	0-54	Seattle
11/7/1992	W	16-3	Tucson
10/21/1993	L	17-31	Tucson
9/21/1996	L	17-31	Seattle
10/18/1997	L	28-58	Tucson
10/3/1998	W	31-28	Seattle
11/6/1999	L	25-33	Tucson
11/4/2000	L	32-35	Seattle
10/20/2001	L	28-31	Seattle
10/12/2002	L	28-32	Seattle
11/8/2003	W	27-22	Tucson
11/6/2004	W	23-13	Seattle
11/12/2005	L	14-38	Tucson
9/30/2006	L	10-21	Tucson
10/27/2007	W	48-41	Seattle
10/4/2008	W	48-14	Tucson
10/10/2009	L	33-36	Seattle
10/23/2010	W	44-14	Tucson
10/29/2011	L	31-42	Seattle

At Tucson: UW leads, 7-6-1; at Seattle: UW leads, 11-3

2012 Arizona Football Media Guide

USC (USC leads, 28-7)

12/9/1916	L	7-20	Phoenix, Ariz.
10/20/1917	L	6-31	Los Angeles
10/14/1922	L	0-15	Los Angeles
11/17/1923	L	6-69	Los Angeles
10/11/1924	L	0-29	Los Angeles
10/24/1925	L	0-56	Los Angeles
11/10/1928	L	7-78	Los Angeles
11/3/1929	L	7-34	Los Angeles
10/11/1980	L	10-27	Tucson
10/10/1981	W	13-10	Los Angeles
11/13/1982	L	41-48	Tucson
10/20/1984	L	14-17	Los Angeles
11/1/1986	L	13-20	Tucson
11/14/1987	L	10-12	Los Angeles
10/1/1988	L	15-38	Tucson
11/11/1989	L	3-24	Tucson
10/20/1990	W	35-28	Los Angeles
11/16/1991	W	31-14	Tucson
11/14/1992	L	7-14	Los Angeles
10/2/1993	W	38-7	Tucson
11/4/1994	L	28-45	Los Angeles
9/23/1995	L	10-31	Tucson
10/12/1996	L	7-14	Los Angeles
10/9/1999	W	31-24	Tucson
10/7/2000	W	31-15	Los Angeles
10/27/2001	L	34-41	Tucson
11/15/2003	L	0-45	Tucson
11/13/2004	L	9-49	Los Angeles
10/8/2005	L*	21-42	Los Angeles
9/23/2006	L	3-20	Tucson
10/13/2007	L	13-20	Los Angeles
10/25/2008	L	10-17	Tucson
12/5/2009	W	21-17	Los Angeles
11/13/2010	L	21-24	Tucson
10/1/2011	L	41-48	Los Angeles

At Tucson (Arizona Stadium): USC leads, 11-3; at Los Angeles: USC leads, 17-4; at L.A. Memorial Coliseum: USC leads, 13-4; at Bovard Field: USC leads, 2-0; at Neutral Sites: USC leads, 1-0; at Phoenix, Ariz.: USC leads, 1-0; vacated by NCAA

UCLA (UCLA leads, 19-15-2)

11/19/1927	W	16-13	Tucson
9/29/1928	T	7-7	Los Angeles
10/16/1971	L	12-28	Tucson
10/7/1972	L	32-42	Los Angeles
9/18/1976	L	9-37	Los Angeles
10/27/1978	L	14-24	Los Angeles
11/1/1980	W	23-17	Tucson
9/12/1981	L	18-35	Tucson
10/9/1982	T	24-24	Pasadena
11/12/1983	W	27-24	Tucson
11/9/1985	L	19-24	Tucson
10/11/1986	L	25-32	Pasadena
9/26/1987	L	24-34	Pasadena
10/22/1988	L	3-24	Tucson
10/14/1989	W	42-7	Tucson
10/6/1990	W	28-21	Pasadena
10/12/1991	L	14-54	Pasadena
10/3/1992	W	23-3	Tucson
10/30/1993	L	17-37	Pasadena
10/22/1994	W	34-24	Tucson
10/14/1995	L	10-17	Pasadena
11/16/1996	W	35-17	Tucson
9/27/1997	L	27-40	Pasadena
10/10/1998	L	28-52	Tucson
10/30/1999	W	33-7	Pasadena
10/28/2000	L	24-27	Tucson
11/9/2002	L	7-37	Tucson
10/11/2003	L	21-24	Tucson
10/9/2004	L	17-37	Pasadena
11/5/2005	W	52-14	Tucson
10/7/2006	L	7-27	Pasadena
11/3/2007	W	34-27	Tucson
9/20/2008	W	31-10	Pasadena
10/24/2009	W	27-13	Tucson
10/30/2010	W	29-21	Pasadena
10/20/2011	W	48-12	Tucson

At Tucson: UA leads 11-8; Arizona Stadium: UA leads 9-8; UA Field: UA leads, 1-0; Pasadena (Rose Bowl): UCLA leads, 8-4-1; at Los Angeles: UCLA leads, 4-0-1; at L.A. Memorial Coliseum: UCLA leads, 3-0; at Moore Field: Tied, 0-0-1

Colorado (CU Leads 13-1)

11-26-31	L	7-27	Tucson
10-21-50	L	25-28	Boulder
10-11-52	L	19-34	Tucson
9-26-53	L	14-20	Boulder
10-9-54	L	18-40	Tucson
9-24-55	L	0-14	Boulder
11-24-56	L	7-38	Tucson
10-12-57	L	14-34	Boulder
10-11-58	L	12-65	Tucson
10-24-59	L	0-18	Tucson
10-8-60	L	16-35	Boulder
9-28-85	L	13-14	Tucson
9-27-86	W	24-21	Boulder
11-12-2011	L	29-48	Boulder

At Tucson: CU leads, 7-0; at Boulder: CU leads 5-1

Utah (Utah leads, 19-15-2)

1924	L	7-32	Salt Lake City
1925	L	0-9	Tucson
1936	L	6-14	Salt Lake City
1940	L	0-24	Salt Lake City
1941	L	6-12	Tucson
1942	W	14-0	Tucson
1946	L	7-14	Salt Lake City
1947	T	20-20	Tucson
1948	L	14-47	Salt Lake City
1949	T	12-12	Tucson
1950	L	14-27	Salt Lake City
1951	L	7-27	Tucson
1952	W	27-0	Salt Lake City
1953	L	7-28	Tucson
1954	W	54-20	Salt Lake City
10/31/1959	L	6-54	Salt Lake City
9/24/1960	L	3-13	Tucson
9/18/1965	W	16-9	Salt Lake City

10/22/1966	L	19-24	Tucson
10/21/1967	L	29-33	Tucson
11/16/1968	W	16-15	Salt Lake City
11/15/1969	W	17-16	Tucson
10/24/1970	L	0-24	Salt Lake City
10/23/1971	W	14-3	Tucson
11/4/1972	L	27-28	Salt Lake City
10/27/1973	W	42-21	Tucson
10/12/1974	W	41-8	Salt Lake City
11/22/1975	W	38-14	Tucson
10/30/1976	W	38-35	Salt Lake City
10/22/1977	W	45-17	Tucson
9/10/1983	W	38-0	Tucson
12/27/1994	L	13-16	Anaheim, Calif.
9/2/2000	W	17-3	Salt Lake City
9/14/2002	W	23-17	Tucson
9/11/2004	L	6-23	Tucson
9/2/2005	L	24-27	Salt Lake City
11/5/2011	L	21-34	Tucson

At Tucson: Utah leads 9-8-2; at Arizona Stadium: Utah leads, 9-7-2; at Salt Lake City: Utah leads, 10-7; at Rice-Eccles Stadium: Utah leads, 8-7; at Neutral Sites: Utah leads, 1-0 (at Anaheim)

Arizona State (UA leads, 47-37-1)

Date	W/L	Score	D/N	Site	Attend.
11/30/1899	L	2-11	D	Tucson (Carrillo Gardens)	
11/22/1902	W	12-0	D	Tucson (Old Library)	
10/31/1914	W	34-0	D	Tucson	
10/9/1915	W	7-0	D	Tucson	
10/11/1919	W	59-0	D	Tucson (UA Field)	
10/10/1925	W	13-3	D	Tucson (UA Field)	
10/16/1926	W	35-0	D	Tucson (UA Field)	
10/20/1928	W	39-0	D	Tucson (UA Field)	
11/2/1929	W	26-0	D	Tucson (Arizona Stadium)	
10/18/1930	W	6-0	D	Tucson (Arizona Stadium)	
10/31/1931	L	6-19	N	Phoenix (Irish Field)	3,000
11/24/1932	W	20-6	D	Tucson (Arizona Stadium)	
11/18/1933	W	26-7	N	Phoenix (Irish Field)	6,000
11/17/1934	W	32-6	D	Tucson (Arizona Stadium)	5,500
9/28/1935	W	26-0	N	Tucson (Arizona Stadium)	
10/10/1936	W	18-0	D	Tempe (Goodwin Stadium)	5,800
10/2/1937	W	20-6	N	Tucson (Arizona Stadium)	6,000
10/25/1941	W	20-7	N	Tempe (Goodwin Stadium)	12,000
10/10/1942	W	23-0	N	Tempe (Goodwin Stadium)	7,500
9/28/1946	W	67-0	N	Tucson (Arizona Stadium)	12,000
11/15/1947	W	26-13	N	Tempe (Goodwin Stadium)	16,000
10/30/1948	W	33-21	N	Tucson (Arizona Stadium)	16,021
11/12/1949	L	7-34	N	Tempe (Goodwin Stadium)	17,500
11/1/1950	L	13-47	N	Tucson (Arizona Stadium)	26,978
11/10/1951	L	14-61	N	Tempe (Goodwin Stadium)	17,500
11/8/1952	L	18-20	N	Tucson (Arizona Stadium)	26,707
11/28/1953	W	35-0	N	Tempe (Goodwin Stadium)	16,000
11/20/1954	W	54-14	N	Tucson (Arizona Stadium)	24,860
11/26/1955	W	7-6	N	Tempe (Goodwin Stadium)	18,000
11/17/1956	L	0-20	N	Tucson (Arizona Stadium)	25,307
11/30/1957	L	7-47	N	Tempe (Goodwin Stadium)	n/a
11/22/1958	L	0-47	D	Tucson (Arizona Stadium)	24,966
11/28/1959	L	9-15	N	Tempe (Sun Devil Stadium)	32,500
11/26/1960	W	35-7	N	Tucson (Arizona Stadium)	25,793
11/25/1961	W	22-13	N	Tempe (Sun Devil Stadium)	40,164
11/24/1962	W	20-17	N	Tucson (Arizona Stadium)	29,290
11/30/1963	L	6-35	N	Tempe (Sun Devil Stadium)	41,140
11/28/1964	W	30-6	N	Tucson (Arizona Stadium)	30,847
11/27/1965	L	6-14	N	Tempe (Sun Devil Stadium)	35,896
11/26/1966	L	17-20	N	Tucson (Arizona Stadium)	34,130
11/25/1967	L	7-47	N	Tempe (Sun Devil Stadium)	41,567
11/30/1968	L	7-30	N	Tucson (Arizona Stadium)	41,350
11/29/1969	L	24-38	N	Tempe (Sun Devil Stadium)	49,106
12/5/1970	L	6-10	N	Tucson (Arizona Stadium)	38,500
11/27/1971	L	0-31	N	Tempe (Sun Devil Stadium)	50,370
11/25/1972	L	21-38	N	Tucson (Arizona Stadium)	38,500
11/24/1973	L	19-55	N	Tempe (Sun Devil Stadium)	51,383
11/30/1974	W	10-0	N	Tucson (Arizona Stadium)	40,782
11/29/1975	L	21-24	N	Tempe (Sun Devil Stadium)	51,388
11/27/1976	L	10-27	N	Tucson (Arizona Stadium)	56,807
11/25/1977	L	7-23	N	Tempe (Sun Devil Stadium)	56,326*
11/25/1978	L	16-17	N	Tucson (Arizona Stadium)	58,090
11/20/1979	W	27-24	N	Tempe (Sun Devil Stadium)	70,947
11/29/1980	L	7-44	D	Tucson (Arizona Stadium)	53,108*
11/28/1981	L	13-24	N	Tempe (Sun Devil Stadium)	69,714
11/27/1982	W	28-18	N	Tucson (Arizona Stadium)	58,515
11/28/1983	W	17-15	D	Tempe (Sun Devil Stadium)	70,033*
11/24/1984	W	16-10	N	Tucson (Arizona Stadium)	58,132
11/23/1985	W	16-13	N	Tempe (Sun Devil Stadium)	72,345
11/22/1986	W	34-17	D	Tucson (Arizona Stadium)	58,267*
11/28/1987	T	24-24	D	Tempe (Sun Devil Stadium)	70,839*
11/26/1988	W	28-18	D	Tucson (Arizona Stadium)	56,978
11/25/1989	W	28-10	D	Tempe (Sun Devil Stadium)	74,926
11/24/1990	W	21-17	D	Tucson (Arizona Stadium)	57,112*
11/23/1991	L	14-37	N	Tempe (Sun Devil Stadium)	73,427
11/21/1992	L	6-7	N	Tucson (Arizona Stadium)	58,095
11/26/1993	W	34-20	Dusk	Tempe (Sun Devil Stadium)	73,115*
11/25/1994	W	28-27	Dusk	Tucson (Arizona Stadium)	58,810*
11/24/1995	W	31-28	Dusk	Tempe (Sun Devil Stadium)	67,606*
11/23/1996	L	14-56	Dusk	Tucson (Arizona Stadium)	59,920*
11/28/1997	W	28-16	Dusk	Tempe (Sun Devil Stadium)	73,682*
11/27/1998	W	50-42	Dusk	Tucson (Arizona Stadium)	57,953*
11/27/1999	L	27-42	D	Tempe (Sun Devil Stadium)	68,102*
11/24/2000	L	17-30	D	Tucson (Arizona Stadium)	54,297*
11/23/2001	W	31-24	D	Tempe (Sun Devil Stadium)	55,831*
11/29/2002	L	20-34	D	Tucson (Arizona Stadium)	47,005*
11/28/2003	L	7-28	D	Tempe (Sun Devil Stadium)	55,498*
11/26/2004	W	34-27	D	Tucson (Arizona Stadium)	55,095*
11/25/2005	L	20-23	D	Tempe (Sun Devil Stadium)	67,635*
11/25/2006	L	14-28	D	Tucson (Arizona Stadium)	57,895*
12/1/2007	L	17-20	N	Tempe (Sun Devil Stadium)	71,706*
12/5/2008	W	31-10	N	Tucson (Arizona Stadium)	58,704*
11/28/09	W	20-17	D	Tempe (Sun Devil Stadium)	55,989*
12/2/2010	L	29-30	N	OT, Tucson (Arizona Stad.)	56,253*
11/19/2011	W	31-27	N	Tempe (Sun Devil Stadium)	72,694

Television: *
At Tucson: UA leads, 29-18; Arizona Stadium: UA leads, 22-17; UA Field: UA leads, 4-0; at Old Library site: UA leads, 1-0; at Carrillo Gardens: ASU leads, 1-0; at unknown location: UA leads, 2-0; at Tempe: ASU leads, 19-17-1; at Irish Field, Phoenix: Tied, 1-1; at Sun Devil Stadium: ASU leads, 15-10-1; at Goodwin Field: UA leads, 6-3

California (Tied 14-14-2)

10/14/1978	L	20-33	Tucson
9/15/1979	L	7-10	Berkeley
9/27/1980	W	31-24	Berkeley
9/19/1981	L	13-14	Tucson
10/1/1983	T	33-33	Berkeley
9/8/1984	W	23-13	Tucson
9/21/1985	W	23-17	Berkeley
10/25/1986	W	33-16	Tucson
10/10/1987	T	23-23	Berkeley
10/29/1988	L	7-10	Tucson
11/4/1989	L	28-29	Berkeley
9/29/1990	L	25-30	Tucson
9/21/1991	L	21-23	Tucson
10/24/1992	W	24-17	Berkeley
11/13/1993	L	20-24	Berkeley
11/5/1994	W	13-6	Tucson
9/30/1995	W	20-15	Tucson
11/2/1996	L	55-56 (4OT)	Berkeley
11/15/1997	W	41-38 (4OT)	Tucson
11/14/1998	W	23-7	Berkeley
11/3/2001	W	38-24	Berkeley
11/16/2002	W	52-41	Berkeley
10/25/2003	L	14-42	Berkeley
10/23/2004	L	0-38	Tucson
10/1/2005	L	0-28	Berkeley
11/1/2006	W	24-20	Tucson
9/22/2007	L	27-45	Berkeley

2012 Arizona Football Media Guide

2011 Season in Review

Game 1: Arizona 41, Northern Arizona 10 (FS Arizona)

Sept. 3, 2011 – Arizona Stadium – Attendance: 51,761
Kickoff: 7 p.m. – Time of Game: 2:56 – Weather: 95, clear

TUCSON, Ariz. (AP) – Nick Foles threw for 412 yards and had three of his five touchdown passes in third quarter, helping Arizona shake off a first-half funk to open the season with a 41-10 win over Northern Arizona Saturday night. The Wildcats flew around the field while building a 14-0 lead in the first quarter, then went stagnant in the second, allowing the FCS Lumberjacks to get within four points. Keyed by Trevin Wade's interception, Arizona pulled away in the third quarter on touchdown passes from Foles to Keola Antolin, Richard Morrison and Austin Hill. Juron Criner also caught a TD pass, finishing with six catches for 151 yards. Foles was 34 for 42 passing. NAU's Cary Grossart threw for 179 yards on 20 of 26 passing. Zach Bauman ran for 99 yards on 27 carries. Foles opened by hitting Criner on a 42-yard play-action pass, then floated in a 10-yard touchdown pass to him in the corner of the end zone two plays later. Arizona kept rolling, Taimi Tutogi making it 14-0 in the closing seconds of the first quarter on a 5-yard TD run through a huge hole off right tackle. Matt Myers hit a 28-yard field goal midway through the second quarter, and Grossart found Khalil Paden on a 12-yard touchdown pass in the closing seconds of the half, getting NAU within 14-10. Wade's interception jolted the Wildcats in the second half, making a pick at the 12-yard line, and Antolin scored on a swing pass the next play. Morrison followed with a 24-yard touchdown reception from Foles across the middle, and Hill all but sealed it with his first career catch, a 24-yard TD that Arizona up 34-10. Arizona's defense was just as dominant, holding Northern Arizona to 25 yards in the third quarter and no points in the second half.

	1	2	3	4	Final
NAU	0	10	0	0	10
Arizona	14	0	20	7	41

1st – 12:35 – UA Criner 10 yd pass from Foles. (Salazar, J. kick); 3-54, 0:47
1st – 0:02 – UA Tutogi 5 yd run (Salazar, J. kick); 7-52, 2:16
2nd – 7:39 – NAU Matt Myers 28 yd field goal; 13-6, 7:23
2nd – 0:25 – NAU Paden 12 yd pass from Grossart (Myers kick); 9-91, 3:59
3rd – 13:07 – UA Antolin 18 yd pass from Foles (Salazar, J. kick); 1-18, 0:09
3rd – 3:10 – UA Morrison 24 yd pass from Foles (Salazar, J. kick); 5-85, 1:36
3rd – 0:35 – UA Hill, A. 24 yd pass from Foles (Salazar kick failed); 5-59, 1:22
4th – 9:26 – UA Crump 18 yd pass from Foles (Zendejas, A. kick); 10-63, 4:36

	NAU	Arizona
FIRST DOWNS	16	24
RUSHES-YARDS	33-80	20-75
PASSING YDS	179	417
Passes Att-Comp-Int	26-20-1	42-34-0
PLAYS-YARDS	59-259	62-492
Fumble Returns-Yards	0-0	0-0
Punt Returns-Yards	1-4	2-15
Kickoff Returns-Yards	1-20	2-50
Interception Returns-Yards	0-0	1-0
Punts (Number-Avg)	7-38.9	3-50.7
Fumbles-Lost	3-0	1-0
Penalties-Yards	8-47	11-79
Possession Time	36:13	23:47
Third-Down Conversions	2 of 12	2 of 7
Fourth-Down Conversions	0 of 1	1 of 2
Red-Zone Scores-Chances	2-3	4-5
Sacks by-Yards	1-7	2-21

RUSHING: NAU - Zach Bauman 27-99; Giovannie Dixon 2-3; Cary Grossart 2-minus 22. Arizona - Carey, K. 9-59; Antolin, K. 6-41; Tutogi, T. 2-8; Foles, N. 2-minus 7; Team 1-minus 26.

PASSING: NAU - Cary Grossart 20-26-1-179. Arizona - Foles, N. 34-42-0-417.

RECEIVING: NAU - Ify Umodu 7-90; Zach Bauman 4-20; Khalil Paden 3-30; Daniel Adler 2-15; Brian Riley 1-24; Dejzon Walker 1-8; Jake Hess 1-5; Cary Grossart 1-minus 13. Arizona - Roberts, D. 7-58; Criner, J. 6-151; Antolin, K. 5-51; Crump, G. 5-43; Morrison, R. 5-47; Buckner, D. 4-38; Hill, A. 1-24; Carey, K. 1-5.

INTERCEPTIONS: Arizona - Wade, T. 1-0.

SACKS (UA-A): NAU - Isaac Bond 1-0. Arizona - Usman, M. 1-0; Parish, C. 1-0.

TACKLES: NAU: Frum-6, Bailey-6, Reardon-5, McKeever-5, Hale-4. UA: Richardson-8, Parish-8, Flowers-7, Earls-6, Washington-5

Game 2: Oklahoma State 37, Arizona 14 (ESPN)

Sept. 8, 2011 – Boone Pickens Stadium – Attendance: 54,654
Start: 7 p.m. – Time of Game: 3:16 – Weather: 81, clear

STILLWATER, Okla. (AP) – Brandon Weeden connected with Justin Blackmon on two short touchdown tosses, Joseph Randle ran for two scores and No. 9 Oklahoma State used an early burst of offense to beat Arizona 37-14 in a rematch of the 2010 Alamo Bowl. The Cowboys (2-0) scored on their first three drives to open a 21-0 lead in the first 16 1/2 minutes, then put it away with two scores midway through the second half. Randle had 121 yards rushing and nine catches for 99 yards, and Blackmon had 128 yards on 12 receptions to extend his NCAA record streak to 14 straight games with at least 100 yards receiving. Weeden, who completed 19 of his first 20, finished with 397 yards passing, one less than Arizona's Nick Foles, in a passing duel between the nation's top two passers from the first week of the season. The Wildcats (1-1) played without Juron Criner, who had an appendectomy five days prior. But Foles flung it around without many issues. Texas transfer Dan Buckner had 10 catches for 142 yards, including a 54-yarder for a touchdown, and Austin Hill had 128 yards on eight receptions. Keola Antonin had just 22 yards on 13 carries, including a 1-yard touchdown run during a stretch when Arizona made five straight defensive stops to give itself a chance. Oklahoma State flipped the field when punter Quinn Sharp took off for a 23-yard gain on a fake, and the Wildcats then got in their own way with a series of penalties that backed them up to their own 1-yard line before punting it back. Weeden capitalized on the short field by feeding Blackmon on four straight plays, the last one a 3-yard fade pattern to the right side of the end zone. Randle highlighted the Cowboys' next drive by coming out of the backfield to catch a 63-yard flip over the middle and set up Jeremy Smith's 6-yard TD run that made it 34-7 early in the fourth quarter.

	1	2	3	4	Final
Arizona	0	0	7	7	14
Oklahoma State	14	7	6	10	37

1st – 11:30 – OSU Randle, Joseph 1 yd run (Sharp, Quinn kick); 9-88, 3:30
1st – 2:54 – OSU Blackmon 3 yd pass from Weeden (Sharp kick); 12-80, 4:34
2nd – 13:30 – OSU Randle, Joseph 4 yd run (Sharp kick); 10-70, 3:06
3rd – 7:38 – UA Antolin, K. 1 yd run (Salazar, J. kick); 10-71, 4:10
3rd – 0:38 – OSU Blackmon 8 pass from Weeden (Sharp kick failed); 6-38, 2:12
4th – 12:32 – OSU Smith, Jeremy 6 yd run (Sharp kick); 4-73, 1:06
4th – 10:03 – UA Buckner, D. 54 pass from Foles, N. (Salazar kick); 6-78, 2:29
4th 3:03 – OSU Sharp, Quinn 18 yd field goal; 15-78, 7:00

	Arizona	OSU
FIRST DOWNS	21	25
RUSHES-YARDS	21-41	31-197
PASSING YDS	398	397
Passes Att-Comp-Int	51-37-0	53-42-1
PLAYS-YARDS	72-439	84-594
Fumble Returns-Yards	0-0	0-0
Punt Returns-Yards	1-3	3-17
Kickoff Returns-Yards	3-57	3-68
Interception Returns-Yards	1-0	0-0
Punts (Number-Avg)	5-48.0	3-54.0
Fumbles-Lost	1-1	0-0
Penalties-Yards	11-67	10-90
Possession Time	28:38	31:22
Third-Down Conversions	8 of 16	8 of 15
Fourth-Down Conversions	1 of 3	2 of 2
Red-Zone Scores-Chances	1-2	6-7
Sacks By: Number-Yards	1-13	1-6

RUSHING: ARIZ - Antolin, K. 13-22; Carey, K. 6-19; Foles, N. 2-0.

OKST - Randle, Joseph 15-121; Smith, Jeremy 11-65; Sharp, Quinn 1-23; Blackmon, J. 1-6; Staley, Kye 1-4; Weeden, Brandon 2-minus 22.

PASSING: ARIZ - Foles, N. 37-51-0-398. OKST - Weeden, Brandon 42-53-1-397.

RECEIVING: ARIZ - Buckner, D. 10-142; Hill, A. 8-128; Douglas, D. 6-48; Roberts, D. 5-29; Crump, G. 3-19; Morrison, R. 2-18; Antolin, K. 2-10; Carey, K. 1-4. OKST - Blackmon, J. 12-128; Randle, Joseph 9-99; Cooper, Josh 6-58; Anyiam, Hubert 3-38; Chelf, Colton 3-24; Moore, Tracy 2-16; Staley, Kye 2-14; Harrison, M. 2-13; Youman, Wilson 1-4; Paulsen, David 1-2; Horton, Justin 1-1.

INTERCEPTIONS: ARIZ-Watley, M. 1-0. OKST-None

SACKS (UA-A): ARIZ-Team 1-0. OKST-Nicholas, Nigel 1-0.

TACKLES: UA: Richardson-9, Earls-8, Wade-8, Vassallo-8. OKSU: Maretin-7, Lowe-7, Image-5, Elkins-5, Lavey-5, Blatnick-5.

2012 Arizona Football Media Guide

Game 3: Stanford 37, Arizona 10 (ESPN)

Sept. 17, 2011 – Arizona Stadium – Attendance: 49,636
Start: 7:51 p.m. – Time of Game: 3:18 – Weather: 78, clear

TUCSON, Ariz. (AP) – Andrew Luck threw for 325 yards to help No. 6 Stanford pull away for a 37-10 victory over Arizona in the Pac-12 opener for both teams. SU struggled to find the end zone in the first half, then wore Arizona down in the second. Luck completed 20-of-31 passes, throwing touchdown passes to Zach Ertz in the third quarter and Levine Toilolo in the fourth. Stepfan Taylor added a career-high 153 yards rushing and Stanford had a balanced 567 yards to win its 11th straight game. Nick Foles threw for 239 yards and a touchdown, but UA couldn't find balance with only 51 rushing yards. Arizona again had trouble running the ball - minus-6 yards on 10 carries in the first half - but Foles made up for it, completing his first 17 passes while throwing for 198 yards and a touchdown. The score went on a 6-yard pass to Juron Criner, who showed no ill effects from the appendectomy that kept him out of the previous game at Oklahoma State. The Wildcats kept it close, but could have been closer: Jaime Salazar missed field goals to end the second quarter and start the third, making him 1-for-4 on the season after Arizona was haunted by missed kicks a year ago. Meantime, Jordan Williamson hit three field goals for the Cardinal. Stanford kept UA off the board in the second half and closed it out with a drive that took nearly seven minutes, capped by Jeremy Stewart's 2-yard TD run.

	1	2	3	4	Final
Stanford	10	6	7	14	37
Arizona	0	10	0	0	10

1st – 6:11 – SU Williamson, J 20 yd field goal; 9-57, 3:29
1st – 1:59 – SU Wilkerson, A 24 yd run (Williamson, J kick); 5-72, 2:08
2nd – 14:15 – UA Salazar, J. 27 yd field goal; 7-69, 2:38
2nd – 9:42 – SU Williamson, J 45 yd field goal; 8-64, 4:26
2nd – 5:57 – UA Criner, J. 6 yd pass from Foles, N. (Salazar, J. kick); 11-79, 3:45
2nd – 1:22 – SU Williamson, J 33 yd field goal; 10-65, 4:35
3rd – 5:22 – SU Ertz, Z 16 yd pass from Luck, A (Williamson, J kick); 7-81, 3:26
4th – 14:54 – SU Toilolo, L 34 pass from Luck, A (Williamson, J kick); 8-80, 3:00
4th – 4:27 – SU Stewart, J 2 yd run (Williamson, J kick); 12-91, 6:55

	Stanford	Arizona
FIRST DOWNS	24	19
RUSHES-YARDS	39-242	23-51
PASSING YDS	325	282
Passes Att-Comp-Int	31-20-0	39-28-0
PLAYS-YARDS	70-567	62-333
Fumble Returns-Yards	0-0	0-0
Punt Returns-Yards	2-18	0-0
Kickoff Returns-Yards	2-29	6-139
Interception Returns-Yards	0-0	0-0
Punts (Number-Avg)	2-43.0	5-50.0
Fumbles-Lost	0-0	1-0
Penalties-Yards	5-45	3-25
Possession Time	35:48	24:12
Third-Down Conversions	7 of 16	4 of 12
Fourth-Down Conversions	2 of 2	0 of 1
Red-Zone Scores-Chances	4-4	2-3
Sacks By: Number-Yards	5-40	0-0

RUSHING: Stanford - Taylor, S 22-153; Luck, A 3-36; Wilkerson, A 2-28; Stewart, J 6-15; Gaffney, T 3-13; TEAM 3-minus 3. Arizona - Antolin, K. 9-62; Carey, K. 6-25; Jenkins, D. 1-4; Beirne, B. 1-minus 3; Foles, N. 6-minus 37.
PASSING: Stanford - Luck, A 20-31-0-325. Arizona - Foles, N. 24-33-0-239; Beirne, B. 4-6-0-43.
RECEIVING: Stanford - Hewitt, R 5-71; Toilolo, L 4-102; Ertz, Z 4-58; Whalen, G 3-26; Owusu, C 2-45; Fleener, C 1-20; Gaffney, T 1-3. Arizona - Criner, J. 6-48; Roberts, D. 5-62; Crump, G. 5-44; Buckner, D. 4-71; Douglas, D. 4-31; Morrison, R. 1-15; Tutogi, T. 1-11; Carey, K. 1-4; Antolin, K. 1-minus 4.
INTERCEPTIONS: Stanford - None. Arizona - None.
SACKS (UA-A): Stanford - Gardner, B 1-0; Vaughters, J 1-0; Murphy, T 1-0; TEAM. 1-0; Bergen, M 1-0. Arizona - None.
TACKLES: Stanford – Carrington-7, Howell-5, Lancaster-5. Arizona – Flowers-16, Earls-9, Vassallo-9, Wade-5, Hankins-5, Golden-5

Game 4: Oregon 56, Arizona 31 (ESPN2)

Sept. 24, 2011 – Arizona Stadium – Attendance: 56,096
Start: 7:26 p.m. – Time of Game: 3:28 – Weather: 88, high clouds

TUCSON, Ariz. (AP) – Oregon's LaMichael James kept zipping and zagging through the Arizona defense for a school-record 288 rushing yards and a pair of scores in the No. 10 Ducks' 56-31 victory over Arizona. UO won its 13th consecutive conference game, blowing open a 35-3 lead and then holding off a Wildcats rally before pulling away again. All but the last of the Ducks' seven touchdown drives lasted less than three minutes. Darron Thomas passed for two scores and ran for two more. Nick Foles completed 33 of 55 passes for 391 yards and three touchdowns for the Wildcats, who dropped to 1-3 with all three losses coming against top 10 teams. James, who also had a 51-yard punt return, averaged 12.2 yards per carry in his second consecutive and fifth career 200-yard rushing game. He broke Oregon's single-game rushing record of 257 yards by Ontario Smith against Washington State in 2001. The Ducks amassed 516 yards, 415 on the ground. Foles led the Wildcats to three consecutive touchdowns. His 7-yard pass to David Roberts, and 2-point conversion toss to David Douglas, cut Oregon's lead to 35-24 with 3:14 to go in the third quarter. But the Ducks simply zipped to another score. James had a 31-yard run, and Thomas went the final 5 yards for the touchdown.

	1	2	3	4	Final
Oregon	14	21	7	14	56
Arizona	3	6	15	7	31

1st – 12:18 – UO James, L. 12 yd run (Maldonado, A. kick); 8-80, 2:42
1st – 7:58 – UO Barner, Kenjon 8 yd run (Maldonado, A. kick); 10-72, 2:19
1st – 0:30 – UA Zendejas, A. 28 yd field goal; 13-61, 5:02
2nd – 13:24 - UO Paulson 10 pass from Thomas (Maldonado kick); 8-80, 2:06
2nd – 5:18 – UO Barner 6 yd pass from Thomas (Maldonado kick); 6-55, 2:02
2nd – 2:45 – UO James, L. 19 yd run (Maldonado, A. kick); 4-28, 1:37
2nd – 1:04 – UA Morrison 34 yd pass from Foles (Zendejas kick blk) 7-81, 1:34
3rd – 10:30 – UA Antolin, K. 7 yd run (Zendejas, A. kick); 12-74 4:25
3rd – 5:43 – UA Roberts 7 pass from Foles (Douglas pass from Foles); 9-65, 3:14
3rd – 3:19 – UO Thomas, Darron 5 yd run (Maldonado, A. kick); 8-75, 2:15
4th – 9:55 – UO Barner, Kenjon 1 yd run (Maldonado, A. kick); 5-78, 2:29
4th – 6:29 – UA Roberts 4 yd pass from Foles (Zendejas, A. kick); 10-75, 3:19
4th – 1:45 – UO Thomas, Darron 2 yd run (Maldonado, A. kick), 7-43 4:43

	Oregon	Arizona
FIRST DOWNS	29	26
RUSHES-YARDS	47-415	35-82
PASSING YDS	101	398
Passes Att-Comp-Int	20-11-0	57-34-0
PLAYS-YARDS	67-516	92-480
Fumble Returns-Yards	0-0	0-0
Punt Returns-Yards	4-58	1-8
Kickoff Returns-Yards	2-45	9-197
Interception Returns-Yards	0-0	0-0
Punts (Number-Avg)	3-52.0	5-44.4
Fumbles-Lost	1-0	2-0
Penalties-Yards	5-42	9-91
Possession Time	25:14	34:46
Third-Down Conversions	4 of 9	6 of 19
Fourth-Down Conversions	2 of 2	5 of 7
Red-Zone Scores-Chances	8-8	4-5
Sacks By: Number-Yards	5-46	0-0

RUSHING: Oregon - James, L. 23-288; Barner, Kenjon 13-72; Thomas, Darron 10-52; Thomas, De. 1-3. Arizona - Antolin, K. 13-55; Carey, K. 12-48; Tutogi, T. 2-11; Jenkins, D. 2-10; Foles, N. 6-minus 42.
PASSING: Oregon - Thomas, Darron 11-20-0-101. Arizona - Foles, N. 34-57-0-398.
RECEIVING: Oregon - Paulson, David 3-22; James, L. 2-15; Barner, Kenjon 2-6; Thomas, De. 1-19; Huff, Josh 1-18; Tuinei, L. 1-15; Vaughn, Rahsaan 1-6. Arizona - Criner, J. 9-96; Douglas, D. 7-120; Morrison, R. 5-64; Crump, G. 5-45; Roberts, D. 4-60; Antolin, K. 2-13; Buckner, D. 1-4; Miller, T. 1-minus 4.
SACKS (UA-A): Oregon - Turner, Terrell 1-1; Jordan, Dion 1-1; Kaddu, Josh 1-0; Stuckey, Dewitt 1-0. Arizona - None.
TACKLES: UO – Stuckey-10, Alonso-9, Pleasant-8. Arizona – Vassallo-11, Watley-10, Wade-7, Earls-6.

2012 Arizona Football Media Guide

Game 5: USC 48, Arizona 41 (FSN)

Oct. 1, 2011 – Memorial Coliseum – Attendance: 63,707
 Start: 12:41 p.m. – Time of Game: 3:07 – Weather: 85, sunny

LOS ANGELES (AP) – Matt Barkley passed for a school-record 468 yards and four touchdowns, Robert Woods made 14 catches for 255 yards and two scores, and Southern California outlasted Arizona 48-41. Freshmen Marqise Lee and Xavier Grimble caught TD passes from Barkley, who also rushed for a score while breaking Carson Palmer's 2002 yardage record with a blistering performance against Arizona's maligned defense. The Trojans needed almost every yard against Arizona's Nick Foles, who passed for 425 yards and four TDs of his own. USC outgained Arizona 582-554 in a game largely devoid of defense. Ka'Deem Carey rushed for two touchdowns and caught another scoring pass for the Wildcats. Barkley went 32 for 39 with one interception. Keola Antolin rushed for 87 yards for Arizona, which lost four straight despite its prolific offense. UA got in a 21-0 hole and climbed out, but couldn't get over the top. The teams scored on 10 of 11 consecutive possessions from the 2nd quarter to part way in the fourth. Foles went 41 for 53, but threw two drive-killing interceptions to T.J. McDonald in the first half that allowed USC to pull away with a 27-12 halftime lead. UA's offense also moved the ball easily against USC, punting just once in the first three quarters. Austin Hill caught a 4-yard TD pass from Foles with 1 minute to play, but McDonald recovered an onside kick to seal it.

	1	2	3	4	Final
Arizona	0	12	15	14	41
USC	17	10	7	14	48

1st – 10:49 – SC Woods 82 yd pass from Barkley (Heidari kick); 2-91, 0:48
 1st – 3:58 – SC Heidari, Andre 46 yd field goal; 7-41, 3:21
 1st – 0:40 – SC Lee, Marqise 38 yd pass from Barkley (Heidari kick); 3-60, 1:11
 2nd – 10:53 – UA Tutogi 4 yd pass from Foles (Zendejas kick failed); 12-75, 4:40
 2nd – 5:45 – SC Grimble 7 yd pass from Barkley (Heidari kick); 10-73, 5:03
 2nd – 4:05 – UA Carey 27 yd pass from Foles (Zendejaskick blockd); 4-60, 1:40
 2nd – 0:00 – SC Heidari, Andre 31 yd field goal; 15-65, 4:05
 3rd – 12:57 – SC Woods 28 yd pass from Barkley (Heidari kick); 5-67, 2:03
 3rd – 4:22 – UA Carey, K. 1 yd run (Hill, A. pass from Foles, N.); 18-93, 8:34
 3rd – 0:52 – UA Carey, K. 16 yd run (Zendejas, A. kick); 6-59, 2:15
 4th – 14:39 – SC Barkley, Matt 1 yd run (Heidari kick); 4-70, 1:04
 4th – 11:09 – UA Criner 12 pass from Foles, N. (Zendejas, A. kick); 10-85, 3:25
 4th – 9:29 – SC McNeal, Curtis 9 yd run (Heidari, Andre kick)5-79, 1:36
 4th – 1:00 – UA Hill, A. 4 yd pass from Foles, N. (Zendejas, A. kick); 6-53, 0:51

	Arizona	USC
FIRST DOWNS	37	26
RUSHES-YARDS	33-129	25-114
PASSING YDS	425	468
Passes Att-Comp-Int	53-41-2	39-32-1
PLAYS-YARDS	86-554	64-582
Fumble Returns-Yards	0-0	0-0
Punt Returns-Yards	0-0	0-0
Kickoff Returns-Yards	5-91	4-103
Interception Returns-Yards	1-0	2-12
Punts (Number-Avg)	2-41.5	0-0.0
Fumbles-Lost	0-0	0-0
Penalties-Yards	9-68	3-26
Possession Time	33:50	26:10
Third-Down Conversions	6 of 12	7 of 10
Fourth-Down Conversions	1 of 1	1 of 2
Red-Zone Scores-Chances	5-5	4-4
Sacks By: Number-Yards	0-0	1-8

RUSHING: Arizona-Antolin, K. 15-87; Carey, K. 12-34; Wharton, G. 1-11; Jenkins, D. 2-3; Tutogi, T. 1-0; Foles, N. 2-minus 6. USC-McNeal, Curtis 7-74; Tyler, Marc 11-35; Morgan, D.J. 3-5; Barkley, Matt 2-2; Team 2-minus 2.
 PASSING: Arizona-Foles, N. 41-53-2-425. USC-Barkley, Matt 32-39-1-468.
 RECEIVING: Arizona-Buckner, D. 6-88; Douglas, D. 6-43; Hill, A. 5-57; Crump, G. 5-42; Tutogi, T. 4-40; Carey, K. 3-45; Antolin, K. 3-29; Criner, J. 3-29; Roberts, D. 3-27; Robinson, D. 1-13; Morrison, R. 1-7; Jenkins, D. 1-5. USC-Woods, Robert 14-255; Lee, Marqise 8-144; Tyler, Marc 3-10; Butler, Brice 2-30; Telfer, Randall 1-10; Grimble, Xavier 1-7; Carswell, B. 1-6; Cumming, Ross 1-4; Ellison, Rhett 1-2.
 INTERCEPTIONS: Arizona-Richardson, S. 1-0. USC-McDonald, T.J. 2-12.
 SACKS (UA-A): Arizona-None. USC-Perry, Nick 1-0.
 TACKLES: UA: Golden-8, Richardson-7, Wade-6. USC: Bailey-14, Brown-10, Perry-10.

Game 6: Oregon State 37, Arizona 27 (FCS Pacific)

Oct. 8, 2011 – Reser Stadium – Attendance: 40,403
 Start: 12:40 p.m. – Time of Game: 3:14 – Weather: 59, partly cloudy

CORVALLIS, Ore. – Sean Mannion threw for 267 yards and two touchdowns and Oregon State defeated the mistake-prone Arizona Wildcats 37-27 in what turned out to be Mike Stoops' last game as UA head coach. Nick Foles was intercepted twice and the Wildcats (1-5, 0-3 Pac-12) lost two fumbles in their fifth straight loss overall and eighth straight conference loss. Oregon State (1-4, 1-2) led 27-6 at halftime and nearly squandered it but held on to snap a six-game losing streak dating to last season. With only a narrow 30-27 lead and 5:22 left, Oregon State went for it on fourth-and-2 -- succeeding when Mannion hit diving tight end Joe Halahuni on the touchdown. The Beavers made a crucial stand on the other end when the Wildcats also took a chance on fourth down with two yards to go, and Dan Buckner couldn't catch Foles' pass in the end zone. Foles completed 31 of 45 passes for 378 yards and a touchdown to Buckner, who caught eight passes for 144 yards. Mannion, a redshirt freshman who didn't become the Beavers' official starter until the third game of the season, completed 32 of 41 passes. The Beavers went up on Jovan Stevenson's 1-yard touchdown run, then extended it in the second quarter when Clayton York blocked an Arizona punt and ran the ball back for a score. Arizona running back Daniel Jenkins fumbled on Arizona's first drive of the second half and Beavers safety Lance Mitchell recovered, before the Beavers went up 30-6 on Romaine's 20-yard field goal.

	1	2	3	4	Final
Arizona	0	6	14	7	27
Oregon State	0	27	3	7	37

2nd – 11:38 – OS Stevenson, J. 1 yd run (Romaine, Trevor kick); 17-92, 8:48
 2nd – 8:56 – OS York, Clayton 41 yd blocked punt return (Romaine, Trevor kick)
 2nd – 6:24 – UA Buckner 28 yd pass from Foles (Zendejas kick failed); 7-80, 2:32
 2nd – 2:26 – OS Romaine, Trevor 37 yd field goal; 11-51, 3:57
 2nd – 0:16 – OS Halahuni 3 yd pass from Mannion (Romaine kick); 6-39, 1:27
 2nd – 0:00 – OS Romaine, Trevor 40 yd field goal; 2-13, 0:13
 3rd – 7:28 – OS Romaine, Trevor 20 yd field goal; 9-76, 3:49
 3rd – 4:45 – UA Antolin 13 yd run (Douglas, D. pass from Foles, N.); 8-83, 2:43
 3rd – 4:37 – UA Richardson, S. 28 yd interception return (Foles, N. pass failed)
 4th – 11:56 – UA Carey, K. 1 yd run (Bonano, J. kick); 10-75, 3:42
 4th – 5:22 – OS Halahuni 2 yd pass from Mannion (Romainekick); 9-43, 4:05

	Arizona	OSU
FIRST DOWNS	23	22
RUSHES-YARDS	19-53	35-128
PASSING YDS	378	280
Passes Att-Comp-Int	45-31-2	43-33-2
PLAYS-YARDS	64-431	78-408
Fumble Returns-Yards	0-0	0-0
Punt Returns-Yards	2-9	1-41
Kickoff Returns-Yards	5-87	3-77
Interception Returns-Yards	2-32	2-6
Punts (Number-Avg)	3-23.7	4-46.2
Fumbles-Lost	3-2	3-0
Penalties-Yards	6-45	6-75
Possession Time	24:07	35:53
Third-Down Conversions	3 of 10	5 of 15
Fourth-Down Conversions	1 of 3	2 of 2
Red-Zone Scores-Chances	2-3	5-6
Sacks By: Number-Yards	0-0	0-0

RUSHING: Arizona - Antolin, K. 6-28; Carey, K. 8-8; Jenkins, D. 2-8; Tutogi, T. 1-5; Foles, N. 2-4. Oregon State - Stevenson, J. 17-99; Rodgers, James 2-15; Ward, Terron 3-10; Mannion, Sean 2-9; Jenkins, Jordan 7-6; Wheaton, Markus 2-0; TM 2-minus 11.
 PASSING: Arizona - Foles, N. 31-45-2-378. Oregon State - Mannion, Sean 32-41-2-267; Cooks, Brandin 0-1-0-0; Hekker, Johnny 1-1-0-13.
 RECEIVING: Arizona - Buckner, D. 8-144; Crump, G. 7-91; Douglas, D. 6-58; Roberts, D. 5-41; Criner, J. 2-16; Morrison, R. 2-9; Carey, K. 1-19. Oregon State - Wheaton, Markus 6-54; Stevenson, J. 5-32; Jenkins, Jordan 5-30; Halahuni, Joe 5-29; Rodgers, James 4-41; Bishop, Jordan 3-52; Ward, Terron 2-10; Mitchell, Lance 1-13; Cooks, Brandin 1-12; Prince, Colby 1-7.
 INTERCEPTIONS: Arizona - Richardson, S. 2-32, TD. Oregon State - Doctor, Michael 1-6; Mitchell, Lance 1-0.
 TACKLES: UA: Hall-10, Golden-9, Wade-8, Grandon-8. OSU: Poyer-8, Reynolds-7, Mitchell-7, Doctor-6.

2012 Arizona Football Media Guide

Game 7: Arizona 48, UCLA 12 (ESPN)

Oct. 20, 2011 – Arizona Stadium – Attendance: 46,565
Start: 6:02 p.m. – Time of Game: 3:42 – Weather: 80, clear

TUCSON, Ariz. – Tim Kish had a simple message for his players since taking over for Mike Stoops: Have fun. The Wildcats did just that with an emotional victory, giving their interim coach a victory in his first game while sending UCLA's coach possibly closer to losing his job.

Dusting off an aggressive defensive scheme and relying on a recharged running game to complement Nick Foles' passing, Arizona ran over the Bruins 48-12. Foles threw for 291 yards and connected with Juron Criner for three touchdown passes. The running game, dormant all season, came to life, churning out 254 of Arizona's season-high 573 yards and three touchdowns -- two by Taimi Tutogi. The defense, another sore spot under Stoops, was just as good behind a throwback scheme called the "Double Eagle Flex," an aggressive front designed to clog up lanes against good running teams. The combination allowed the Wildcats to score on six first-half drives for a 35-point lead and cruise, ending a five-game losing streak. One of the nation's best rushing teams, UCLA had 37 yards on 25 carries against a team that was 100th in the nation at 196 yards per game. Kevin Prince was mostly ineffective in his return to the starting lineup, hitting 17 of 35 passes for 286 yards and a touchdown. Frustration boiled over in the closing seconds of the first half, when a wild brawl spread about 60 yards across the field after a streaker dressed like an official ran onto the field. Keola Antolin ran for 77 yards on just eight carries, freshman Ka'Deem Carey had an 18-yard TD run and Criner finished with 10 catches for 101 yards to give Arizona its first win over an FBS opponent since beating UCLA 29-21 last Oct. 30 in Pasadena.

	1	2	3	4	Final
UCLA	7	0	0	5	12
Arizona	14	28	3	3	48

1st - 12:43 – UA Criner, J. 4 yd pass from Foles, N. (Bonano, J. kick); 8-80, 2:17
1st - 7:38 – UA Carey, K. 18 yd run (Bonano, J. kick); 10-76, 3:32
1st - 2:53 – UCLA Franklin 16 pass from Prince (Gonzalez, Tyler kick); 10-73, 4:40
2nd - 14:31 – UA Criner 7 yd pass from Foles, N. (Bonano, J. kick); 10-80, 3:22
2nd - 9:24 – UA Tutogi, T. 1 yd run (Bonano, J. kick); 8-63, 3:33
2nd - 3:29 – UA Criner 25 yd pass from Foles, N. (Bonano, J. kick); 10-79, 3:14
2nd - 1:09 – UA Tutogi, T. 8 yd run (Bonano, J. kick); 5-59, 2:03
3rd - 3:15 – UA Bonano, J. 41 yd field goal; 10-48, 3:22
4th - 10:28 – UA Bonano, J. 22 yd field goal; 11-51, 4:15
4th - 6:34 – UCLA Love, Glenn safety (tackle of RB D. Jenkins)
4th - 4:17 – UCLA Gonzalez, Tyler 42 yd field goal; 8-32, 2:15

	UCLA	Arizona
FIRST DOWNS	15	32
RUSHES-YARDS	25-37	46-254
PASSING YDS	286	319
Passes Att-Comp-Int	35-17-0	44-28-1
PLAYS-YARDS	60-323	90-573
Fumble Returns-Yards	0-0	0-0
Punt Returns-Yards	1-1	5-26
Kickoff Returns-Yards	6-151	0-0
Interception Returns-Yards	1-10	0-0
Punts (Number-Avg)	6-50.0	2-60.0
Fumbles-Lost	5-2	0-0
Penalties-Yards	11-105	8-73
Possession Time	24:13	35:47
Third-Down Conversions	2 of 13	10 of 16
Fourth-Down Conversions	1 of 2	1 of 1
Red-Zone Scores-Chances	2-4	6-6
Sacks By: Number-Yards	1-6	2-13

RUSHING: UCLA - Prince, Kevin 13-13; Coleman, Derric 5-13; Franklin, Johna 6-11; James, Jordan 1-0. Arizona - Antolin, K. 8-77; Carey, K. 9-67; Jenkins, D. 10-43; Tutogi, T. 7-32; Butler, K. 6-29; Foles, N. 6-6.
PASSING: UCLA - Prince, Kevin 17-35-0-286. Arizona - Foles, N. 26-39-1-291; Beirne, B. 2-5-0-28.
RECEIVING: UCLA - Rosario, Nelson 4-78; Evans, Shaquell 3-64; Fauria, Joseph 3-20; Smith, Josh 2-62; Franklin, Johna 2-40; Marvray, Ricky 2-13; James, Jordan 1-9. Arizona - Criner, J. 10-101; Crump, G. 9-103; Buckner, D. 3-54; Douglas, D. 3-26; Hill, A. 1-17; Antolin, K. 1-9; Morrison, R. 1-9.
INTERCEPTIONS: UCLA - Abbott, Andrew 1-10. Arizona - None.
SACKS (UA-A): UCLA - Marsh, Cassius 1-0. Arizona - Ward, J. 1-0; Vassallo, P. 1-0.
TACKLES: UCLA: Riley-8, Hester-6, McDonald-5, Price-5, McKay-5, Jones-5. UA: Bondurant-8, Vassallo-6, Golden-3, Flowers-3, Brown-3.

Game 8: Washington 42, Arizona 31 (FSN)

Oct. 29, 2011 – Husky Stadium – Attendance: 59,825
Start: 7:41 p.m. – Time of Game: 3:20 – Weather: 52, mostly cloudy

SEATTLE – Chris Polk scored five touchdowns and became the first player in Washington history with 100 yards rushing and receiving in a game as the Huskies rallied for a 42-31 over Arizona on Saturday night. Washington (6-2, 4-1 Pac-12) withstood another crazy play in the series with the Wildcats - a bobbled pass that was intercepted and returned 91 yards for a touchdown by UA safety Robert Golden - and became bowl eligible for the second straight season. Polk finished with 144 yards rushing on 34 carries and 100 yards receiving. He scored on touchdown runs of 1, 1, 5 and 2 yards and had a 17-yard TD reception from Keith Price. Polk's 5-yard scamper with 8:21 left gave Washington the lead, and he pushed the advantage to 11 with 3:59 left when he high-stepped in from the 2. Nick Foles threw for 388 yards for the Wildcats (2-6, 1-5) but couldn't do enough to counter Polk's monster night. Foles finished 32 of 50 passing, and receiver Juron Criner had 11 catches for 118 yards and touchdowns of 24 and 9 yards. But any Arizona rally and hope of a second straight win under interim coach Tim Kish was dashed when Sean Parker picked off Foles at the Washington 20 with 2:10 left. Foles was intercepted for a third time with 29 seconds left by Washington's Cort Dennison. It wasn't the sharpest night for Price, who didn't get much help from his receivers at times. Price was 16 of 30 for 277 yards and a TD. He threw a career-high three interceptions, one deflected out of the receiver's hands and into the arms of Golden who wove through Washington's offensive personnel for a 91-yard interception return for a touchdown. UA carved up Washington's struggling defense for 424 total yards and opened the game with a 10-0 lead but couldn't hang on.

	1	2	3	4	Final
Arizona	10	3	15	3	31
Washington	0	14	14	14	42

1st - 10:58 – UA Bonano, J. 36 yd field goal; 8-50, 4:02
1st - 6:29 – UA Criner, J. 24 yd pass from Foles, N. (Bonano, J. kick); 8-66, 2:22
2nd - 12:51 – UW Kearse, Jer. 6 yd run (Folk, Erik kick); 12-80, 4:31
2nd - 9:43 – UA Bonano, J. 47 yd field goal; 7-39, 2:58
2nd 6:16 – UW Polk, Chris 1 yd run (Folk, Erik kick); 8-59, 3:20
3rd - 13:11 – UW Polk 17 yd pass from Price, Keith (Folk, Erik kick); 3-50, 1:40
3rd - 10:40 – UA Golden 91 yd int return (Douglas, D. pass from Foles, N.)
3rd - 5:34 – UW Polk, Chris 1 yd run (Folk, Erik kick); 12-76, 4:57
3rd - 3:41 – UA Criner, J. 9 yd pass from Foles, N. (Bonano, J. kick); 4-65, 1:44
4th - 14:10 – UA Bonano, J. 24 yd field goal; 9-64, 3:32
4th - 8:21 – UW Polk, Chris 5 yd run (Folk, Erik kick); 6-81, 2:20
4th - 3:59 UW Polk, Chris 2 yd run (Folk, Erik kick); 6-50, 3:15

	Arizona	Washington
FIRST DOWNS	25	24
RUSHES-YARDS	19-36	43-179
PASSING YDS	388	310
Passes Att-Comp-Int	50-32-3	31-17-3
PLAYS-YARDS	69-424	74-489
Fumble Returns-Yards	0-0	1-7
Punt Returns-Yards	2--2	0-0
Kickoff Returns-Yards	7-171	6-177
Interception Returns-Yards	3-91	3-14
Punts (Number-Avg)	4-37.2	4-41.0
Fumbles-Lost	2-1	0-0
Penalties-Yards	6-56	8-73
Possession Time	27:43	32:17
Third-Down Conversions	3 of 11	7 of 15
Fourth-Down Conversions	0 of 0	1 of 1
Red-Zone Scores-Chances	3-3	6-6
Sacks By: Number-Yards	2-13	2-19

RUSHING: Arizona - Antolin, K. 9-27; Carey, K. 4-14; Jenkins, D. 1-4; Tutogi, T. 2-3; Foles, N. 3-minus 12. Washington - Polk, Chris 34-144; Callier, Jesse 2-12; Price, Keith 4-9; Sankey, Bishop 1-9; Kearse, Jer. 1-6; TEAM 1-minus 1.
PASSING: Arizona - Foles, N. 32-50-3-388. Washington - Price, Keith 16-30-3-277; Aguilar, Devin 1-1-0-33.
RECEIVING: Arizona - Criner, J. 11-118; Crump, G. 6-55; Roberts, D. 4-57; Douglas, D. 4-48; Carey, K. 2-63; Buckner, D. 2-27; Antolin, K. 2-8; Hill, A. 1-12. Washington - Polk, Chris 4-100; Kearse, Jer. 4-59; Williams, Kasen 2-60; Smith, Kevin 2-34; Aguilar, Devin 2-26; Johnson, James 1-16; SeferianJenkins 1-14; Campbell, D. 1-1.
INTERCEPTIONS: Arizona - Golden 1-91; Wade 1-0; Flowers 1-0. Washington - Dennison 1-12; Parker, Sean 1-2; Fellner, Nate 1-0.
SACKS (UA-A): Arizona - Parish, C. 1-0; Bondurant, T. 1-0. Washington - Hudson, Andrew 1-0; Fuimaono, P. 1-0.
TACKLES: UA: Flowers-11, Bondurant-8, Johnson-7, Golden-6, Vassallo-6. UW: Dennison-8, Ducre-5, Trufant-5, Timu-5.

2012 Arizona Football Media Guide

Game 9 - Utah 34, Arizona 21 (FSAZ Plus)

Nov. 5, 2011 – Tucson, Ariz. – Attendance: 50,839
 Start: 4:05 p.m. – Time of Game: 3:00 – Weather: 59, high clouds

TUCSON, Ariz. (AP) – John Hays threw for 199 yards and a pair of touchdowns, and Utah's defense hounded Arizona quarterback Nick Foles into a pair of big mistakes en route to a 34-21 win over the Wildcats on Saturday. Hays connected on 12 of 21 passes and John White added 109 yards and a pair of touchdowns on the ground. The Wildcats had trouble protecting Foles and had some ugly miscues on special teams in the first half, including two blocked punts and a badly botched fake field goal. Foles hit 25 of 43 passes for 326 yards and had a pair of touchdown passes to David Douglas, but threw two interceptions, including one in the end zone with the Wildcats on Utah's 2-yard line in the fourth quarter. Douglas finished with 10 catches for a career-high 156 yards. The Utes forced an interception in the second quarter by getting to Foles, who threw off-balance and Utah linebacker Matt Martinez made a diving grab at Arizona's 30-yard line. White scored four plays later on an 18-yard run off of the left tackle to put Utah up 17-0. Utah had sustained success on special teams, too, breaking through to block two punts in the first half. Hays also opened the second half with a 44-yard touchdown pass to Reggie Dunn after Arizona cornerback Lyle Brown slipped, putting the Utes up 27-7. Foles hit Douglas again late in the third quarter, throwing on the run for a 42-yard touchdown that cut Utah's lead to 27-14. Foles again had the Wildcats driving midway through the fourth quarter, but his lazy fade pass in the end zone from the 2-yard line was picked off by Utah's Conroy Black, who returned it across midfield. White followed with an 11-yard score to put the game out of reach.

	1	2	3	4	Final
Utah	3	17	7	7	34
Arizona	0	7	7	7	21

1st – 06:08 – UU Petersen, Colem 33 yd field goal; 4-6, 1:26
 2nd – 14:18 – UU Christopher 65 pass from Hays (Petersen kick); 5-90, 2:13
 2nd – 11:41 – UU White, John 18 yd run (Petersen kick); 4-30, 1:45
 2nd – 03:45 – UA Douglas 23 yd pass from Foles (Bonano, J. kick); 7-73, 3:20
 2nd – 0:00 – UA Petersen 35 yd field goal, 7-41, 1:32
 3rd – 12:21 – UU Dunn 44 yd pass from Hays (Petersen kick); 7-92, 2:39
 3rd – 5:02 – UA Douglas 42 yd pass from Foles, N. (Bonano kick); 5-71, 1:40
 4th – 2:50 – UU White 11 yd run (Petersen kick), 7-43, 4:39
 4th – 0:23 – UA Jenkins 29 yd run (Bonano kick); 9-88, 2:20

	Utah	Arizona
FIRST DOWNS	20	28
RUSHES-YARDS (NET)	40-133	32-131
PASSING YDS (NET)	199	326
Passes Att-Comp-Int	21-12-0	43-25-2
PLAYS-YARDS	61-332	75-457
Fumble Returns-Yards	0-0	0-0
Punt Returns-Yards	2-21	0-0
Kickoff Returns-Yards	3-83	6-82
Interception Returns-Yards	2-57	0-0
Punts (Number-Avg)	4-50.5	5-26.6
Fumbles-Lost	2-0	1-1
Penalties-Yards	5-54	11-96
Possession Time	30:34	29:26
Third-Down Conversions	5 of 13	8 of 14
Fourth-Down Conversions	0 of 0	0 of 2
Red-Zone Scores-Chances	4-4	0-2
Sacks By: Number-Yards	2-21	1-6

RUSHING: Utah-White, John 27-109; Robles, Griff 4-14; Hays, Jon 6-8; Langi, Harvey 1-3; Christopher, De 1-0; TEAM 1-minus 1. Arizona-Jenkins, D. 6-57; Antolin, K. 12-50; Carey, K. 5-30; Tutogi, T. 4-9; Earls, D. 1-3; Bonano, J. 1-minus 5; Foles, N. 3-minus 13.

PASSING: Utah-Hays, Jon 12-21-0-199. Arizona-Foles, N. 25-43-2-326.

RECEIVING: Utah-Christopher, De 3-79; Dunn, Reggie 3-64; Asiata, Shawn 3-21; Scott, Kenneth 2-32; White, John 1-3. Arizona-Douglas, D. 10-156; Criner, J. 3-48; Hill, A. 3-38; Morrison, R. 3-21; Roberts, D. 2-20; Miller, T. 1-32; Buckner, D. 1-9; Tutogi, T. 1-2; Crump, G. 1-0.

INTERCEPTIONS: Utah-Black, Conroy 1-57; Martinez, Matt 1-0. Arizona-None.

SACKS (UA-A): Utah-Topps, Reggie 1-0; Fotu, Nai 1-0. Arizona-Flowers, M. 1-0.

TACKLES: UU: Martinez-8, Walker-7; 5- Reilly, Lee, Kruger, Rowe. UA: Bondurant-8, Earls-7, Vassallo-7, Taula-5, Brown-4, Flowers-4

Game 10 - Colorado 48, Arizona 29 (FCS Pacific)

Nov. 12, 2011 – Boulder, Colo. – Attendance: 48,111
 Start: 12:41 p.m. – Time of Game: 3:22 – Weather: 57, Gusty Winds

BOULDER, Colo. – Rodney Stewart ran for 181 yards and three touchdowns and threw for another, helping Colorado to a 48-29 win over Arizona. Tyler Hansen threw two TD passes and hauled in Stewart's touchdown toss on a flea-flicker as the Buffaloes recorded their first Pac-12 win after six losses in their new league since bolting the Big 12. The Wildcats came in as double-digit favorites but fell behind quickly and their comeback attempt fell short. UA's Nick Foles was 35 for 53 for 352 yards, but he had three interceptions and lost a fumble to go with his one touchdown. The Wildcats trailed by 24 in the third quarter but cut the deficit to 34-23 when Tra'Mayne Bondurant returned an interception 29 yards for a touchdown and then Foles completed all six of his passes for 68 yards on an 88-yard drive that ended with his 11-yard strike to David Douglas. But the Buffaloes went 80 yards in six plays with Stewart scoring from 11 yards out to make it 41-23, then the Wildcats scored again on Ka'Deem Carey's second rushing touchdown. After the Cats recovered the onside kick, Jason Espinoza's interception at midfield led to Stewart's fourth touchdown, a 9-yard scamper. High winds ahead of a winter storm wreaked havoc, especially in the kicking game, but also in the passing game, causing some throws to sail and others to sink. The goal post in the north end zone whipsawed much of the day and there were constant swirls of trash tumbling across the field, along with a couple of marching band members' black hats.

	1	2	3	4	Final
Arizona	3	7	7	12	29
Colorado	7	13	14	14	48

1st – 10:56 – CU Stewart, Rodney 5 yd run (Oliver, Will kick); 6-80, 2:34
 1st – 4:15 – UA Bonano, J. 25 yd field goal; 11-60; 6:34
 2nd 13:18 – CU Jones 5 yd pass from Hansen(Oliver kick failed); 12-80, 5:57
 2nd 6:28 – CU Carey, K. 1 yd run (Bonano, J. kick); 7-65, 3:22
 2nd – 2:08 – CU Ford, Josh 17 yd run (Oliver, Will kick); 3-28, 1:14
 3rd – 10:26 – CU Clemons 15 yd pass from Hansen (Oliver, Will kick); 11-80, 4:34
 3rd – 3:50 – CU Hansen 14 yd pass from Stewart (Oliver, Will kick); 6-60, 2:21
 3rd – 0:11 – UA Bondurant, T. 29 yd interception return (Bonano, J. kick)
 4th – 10:33 – UA Douglas 11 pass from Foles (Foles, N. pass failed); 7-88, 1:41
 4th – 7:42 – CU Stewart, Rodney 11 yd run (Oliver, Will kick); 6-80, 2:51
 4th – 4:14 – UA Carey, K. 2 yd run (Foles, N. pass failed); 12-50, 3:20
 4th – 1:45 – CU Stewart, Rodney 9 yd run (Oliver, Will kick); 7-53, 2:18

	Arizona	Colorado
FIRST DOWNS	23	27
RUSHES-YARDS (NET)	23-60	45-273
PASSING YDS (NET)	352	227
Passes Att-Comp-Int	53-35-3	27-17-1
PLAYS-YARDS	76-412	72-500
Fumble Returns-Yards	0-0	0-0
Punt Returns-Yards	1-20	0-0
Kickoff Returns-Yards	5-92	2-26
Interception Returns-Yards	1-29	3-7
Punts (Number-Avg)	2-56.0	4-28.8
Fumbles-Lost	4-1	2-1
Penalties-Yards	7-77	7-53
Possession Time	27:08	32:52
Third-Down Conversions	5 of 14	7 of 13
Fourth-Down Conversions	1 of 3	1 of 1
Red-Zone Scores-Chances	4-4	7-7
Sacks By: Number-Yards	0-0	2-18

RUSHING: Arizona-Antolin, K. 7-42; Carey, K. 7-29; Tutogi, T. 4-1; Foles, N. 4-minus 1; Team 1-minus 11. Colorado-Stewart, Rodney 24-181; Hansen, Tyler 10-50; Ford, Josh 6-26; Richardson, Paul 1-15; Jones, Tony 3-2; TEAM 1-minus 1.

PASSING: Arizona-Foles, N. 35-53-3-352. Colorado-Hansen, Tyler 16-26-1-213; Stewart, Rodney 1-1-0-14.

RECEIVING: Arizona-Crump, G. 10-95; Criner, J. 7-86; Douglas, D. 5-36; Miller, T. 4-44; Hill, A. 2-35; Tutogi, T. 2-23; Carey, K. 2-16; Robinson, D. 1-9; Roberts, D. 1-4; Antolin, K. 1-4. Colorado-Clemons, Toney 5-115; Jones, Tony 3-4; Stewart, Rodney 2-23; Deehan, Ryan 2-19; Canty, Keenan 1-39; Hansen, Tyler 1-14; McCulloch, Tyler 1-9; Richardson, Paul 1-2; Cefalo, Kyle 1-2.

INTERCEPTIONS: Arizona-Bondurant, T. 1-29. Colorado-Espinoza, Jason 1-7; Sandersfeld, Tra 1-0; Henderson, Greg 1-0.

SACKS (UA-A): Colorado-Hartigan, Josh 1-0; Sandersfeld, Tra 1-0.

TACKLES: UA: Flowers-8, Earls-8, Golden-8, Vassallo-6, Richardson-5. CU: Sanderson-11, Mahnke-6, Orms-6, Major-6, Polk-6.

2012 Arizona Football Media Guide

Game 11 - Arizona 31, Arizona State 27 (FS Arizona)

Nov. 19, 2011 – Tempe Ariz. – Attendance: 72,694
 Start: 7:37 p.m. – Time of Game: 3:40 – Weather: 69, Mostly Clear

TEMPE, Ariz. – Backup quarterback Bryson Beirne, on the only pass he threw all night, connected with Juron Criner on a 23-yard touchdown play with 5:18 remaining and Arizona held on for a 31-27 Territorial Cup victory over Arizona State. The game ended with the Sun Devils (6-5, 4-4) on the Arizona 15-yard line, where two passes by Brock Osweiler fell incomplete. Beirne came on in relief of game MVP Nick Foles, who completed 35 of 51 for 370 yards and two touchdowns before being shaken up and leaving the game. Criner caught nine passes for 134 yards for Arizona. Osweiler was 36 of 65 for a career-best 487 yards and a touchdown but was intercepted twice. The Sun Devils' Gerell Robinson had 11 receptions for 199 yards, both career bests. ASU's loss and another a week later caused it a berth in the league's first championship game losing to UCLA on a tie breaker. Foles broke Arizona single-season records for yards passing and pass completions in the game and helped UA jump to a 14-0 lead, although ASU scored the next three TDs to pull ahead. Alex Garoutte's 23-yard field goal provided the only points of the third quarter and put the Sun Devils up 24-17 entering the fourth. Foles was 6 of 7 for 79 yards on a 7-play, 94-yard drive that cut the lead to 24-21. Foles threw short to Gino Crump, who evaded four would-be tacklers on a 33-yard touchdown play with 10:25 remaining. He started a 61-yard drive for the eventual winning points, and an interception by Jourdon Grandon thwarted ASU's penultimate empty drive. Shaq Richardson, who had an earlier interception, broke up the final pass play of the game to give interim Coach Tim Kish a 3-3 record. The Cats broke up 14 passes in the game.

	1	2	3	4	Final
Arizona	14	3	0	14	31
Arizona State	7	14	3	3	27

1st – 9:41 – UA Antolin, K. 1 yd run (Bonano, J. kick); 10-80, 5:19
 1st – 5:34 – UA Carey, K. 11 yd pass from Foles, N. (Bonano, J. kick); 5-49, 1:49
 1st – 2:00 – AS Marshall, C. 2 yd run (Garoutte, Alex kick); 12-74, 3:29
 2nd 10:14 – AS Robinson 11 yd pass from Osweiler (Garoutte kick); 8-68, 2:46
 2nd – 4:29 – AS Marshall, C. 22 yd run (Garoutte, Alex kick); 3-80, 0:42
 2nd – 0:02 – UA Bonano, J. 43 yd field goal; 5-56, 0:31
 3rd – 9:24 – AS Garoutte, Alex 22 yd field goal; 5-18, 1:30
 4th – 12:33 – AS Garoutte, Alex 27 yd field goal; 7-49, 2:56
 4th – 10:25 – UA Crump, G. 33 yd pass from Foles, N. (Bonano kick); 7-94, 2:00
 4th – 5:18 – UA Criner, J. 23 yd pass from Beirne, B. (Bonano, J. kick); 6-61, 2:50

	Arizona	ASU
FIRST DOWNS	26	28
RUSHES-YARDS (NET)	28-101	23-61
PASSING YDS (NET)	393	487
Passes Att-Comp-Int	52-36-0	65-36-2
PLAYS-YARDS	80-494	88-548
Fumble Returns-Yards	0-0	0-0
Punt Returns-Yards	0-0	2-57
Kickoff Returns-Yards	3-47	6-137
Interception Returns-Yards	2-82	0-0
Punts (Number-Avg)	6-47.3	3-48.3
Fumbles-Lost	0-0	3-1
Penalties-Yards	11-89	8-92
Possession Time	32:05	27:55
Third-Down Conversions	9 of 17	9 of 17
Fourth-Down Conversions	0 of 0	1 of 2
Red-Zone Scores-Chances	2-3	4-5
Sacks By: Number-Yards	1-10	1-9

RUSHING: Arizona-Carey, K. 13-106; Antolin, K. 9-8; Foles, N. 4-2; Jenkins, D. 2-minus 1. Arizona State-Marshall, C. 16-44; Middlebrooks 2-18; Miles, Jamal 2-6; Osweiler, Brock 3-minus 7.
 PASSING: Arizona-Foles, N. 35-51-0-370; Beirne, B. 1-1-0-23. Arizona State-Osweiler, Brock 36-65-2-487.
 RECEIVING: Arizona-Criner, J. 9-134; Crump, G. 6-69; Douglas, D. 5-31; Carey, K. 4-47; Antolin, K. 3-49; Buckner, D. 3-29; Morrison, R. 2-11; Tutogi, T. 2-5; Miller, T. 1-10; Roberts, D. 1-8. Arizona State-Robinson, Gerell 11-199; Miles, Jamal 9-54; Ross, Rashad 4-77; Pflugrad, Aaron 3-77; Marshall, C. 3-25; Willie, Mike 3-16; Ozier, Kevin 2-29; Kohl, Trevor 1-10.
 INTERCEPTIONS: Arizona-Richardson, S. 1-41; Grandon, J. 1-41. Arizona State-None.
 SACKS (UA-A): Arizona-Parish, C. 1-0. Arizona State-Bradford 1-0.
 TACKLES: UA: Golden-8, Earls-8, Bondurant-8, Grandon-5, Richardson-5, Wade-5, Flowers-5. ASU: Aaron-7, Elder-7, Irabor-7, Burfdict-7, Floyd-6, Carr-5.

Game 12 - Arizona 45, Louisiana 37

Nov. 26, 2011 – Tucson, Ariz. – Attendance: 38,819
 Start: 2:05 p.m. – Time of Game 3:11 – Weather: 68, Clear

TUCSON, Ariz. – Nick Foles, coming off the bench, threw for 352 yards and three touchdowns in his final game for Arizona, and the Wildcats held off Louisiana-Lafayette 45-37 on Saturday. Foles, whose status for the game had been uncertain because of bruised ribs, tied the school record for career (67) and single-season (28) touchdown passes. He already held virtually all other passing records at the school. Foles also topped 4,000 yards passing for the season and 10,000 for his career. Juron Criner caught nine passes for 129 yards and two touchdowns for the Wildcats (4-8), breaking the school career record for TD receptions at 32. Blaine Gautier threw for 315 yards and a touchdown and ran for a score for the Ragin' Cajuns (8-4), who cut the Arizona lead to eight points three times in the fourth quarter. Javon Lawson caught five passes for 137 yards for the Cajuns. Gautier tied Jake Delhomme's school record of touchdown passes in a season at 20. ULL tied an NCAA record when Jemarious Moten intercepted Foles' pass and returned it 41 yards for a touchdown early in the fourth quarter, the seventh pick-six of the season for the team. That tied a mark set by Tennessee in 1971. Arizona (4-8) finished 3-3 under interim coach Tim Kish after Mike Stoops was fired halfway through the season. New coach Rich Rodriguez visited with tailgaters before the game and was introduced to the crowd at halftime. ULL pulled within one possession for the final time when Gauthier scored on a 10-yard quarterback draw with 5:05 to play. But the Cajuns never got the ball again as Arizona moved downfield and ran out the clock.

	1	2	3	4	Final
Louisiana	7	6	3	21	37
Arizona	0	21	10	14	45

1st -- 9:18 – UL Peoples, Harry 11 yd run (Baer, Brett kick); 3-60, 0:58
 2nd – 14:57 – UA Tutogi, T. 1 yd run (Bonano, J. kick); 16-80, 6:54
 2nd – 9:14 – UL Harris 4 yd pass from Gautier (Baer kick failed); 14-69, 5:36
 2nd – 3:13 – UA Criner, J. 9 yd pass from Foles, N. (Bonano, J. kick); 5-73, 1:38
 2nd – 0:34 – UA Douglas 12 yd pass from Foles, N. (Bonano, J. kick); 5-32, 2:04
 3rd – 7:46 – UA Jenkins, D. 7 yd run (Bonano, J. kick); 9-73, 3:52
 3rd – 5:21 – UL Baer, Brett 20 yd field goal; 8-61, 2:18
 3rd – 3:22 – UA Bonano, J. 39 yd field goal; 5-51, 1:49
 4th – 13:47 – UL Moten, Jemarlou 41 yd interception return (Baer, Brett kick)
 4th – 13:28 – UA Antolin, K. 7 yd run (Bonano, J. kick); 1-2, 0:05
 4th – 10:26 – UL Harris, Alonzo 5 yd run (Baer, Brett kick); 10-71, 2:50
 4th – 6:08 – UA Criner 35 yd pass from Foles, N. (Bonano, J. kick); 8-72, 4:12
 4th – 5:05 – UL Gautier, Blaine 10 yd run (Baer, Brett kick); 4-77, 0:57

	UL	Arizona
FIRST DOWNS	20	25
RUSHES-YARDS (NET)	25-80	32-121
PASSING YDS (NET)	328	373
Passes Att-Comp-Int	37-25-0	48-37-2
PLAYS-YARDS	62-408	80-494
Fumble Returns-Yards	0-0	1-10
Punt Returns-Yards	0-0	0-0
Kickoff Returns-Yards	7-164	6-186
Interception Returns-Yards	2-60	0-0
Punts (Number-Avg)	5-47.6	1-55.0
Fumbles-Lost	3-1	0-0
Penalties-Yards	10-106	3-20
Possession Time	23:53	36:07
Third-Down Conversions	3 of 12	7 of 16
Fourth-Down Conversions	2 of 2	3 of 3
Red-Zone Scores-Chances	5-5	5-6
Sacks By: Number-Yards	2-4	1-13

RUSHING: Louisiana-Harris, Alonzo 13-45; Gautier, Blaine 7-21; Green, Ladarius 1-20; Peoples, Harry 2-12; McGuire, Brad 1-3; TEAM 1-minus 21. Arizona-Antolin, K. 19-69; Jenkins, D. 5-48; Tutogi, T. 2-4; Foles, N. 3-3; Criner, J. 1-0; Team 2-minus 3.
 PASSING: Louisiana-Gautier, Blaine 24-36-0-315; Baer, Brett 1-1-0-13. Arizona-Foles, N. 33-43-1-352; Beirne, B. 4-5-1-21.
 RECEIVING: UL, Ladarius 6-66; Lawson, Javone 5-137; Peoples, Harry 4-49; Harris, Alonzo 3-19; Walker, Robert 3-9; Robinson, Jamal 2-31; Bentley, Dwight 1-13; Surgent, Darryl 1-4. Arizona-Criner, J. 9-129; Douglas, D. 9-69; Antolin, K. 5-28; Miller, T. 4-54; Jenkins, D. 4-26; Crump, G. 3-4; Roberts, D. 2-47; Tutogi, T. 1-16.
 INTERCEPTIONS: Louisiana-Moten, Jemarlou 2-60. Arizona-None.
 SACKS (UA-A): Louisiana-White, Melvin 1-0; Smith, Bernard 1-0.
 Arizona-Pettinato, D. 1-0.
 TACKLES: UL: Moten-9, Kelley-8, Bentley-8, Lewis-Buchanan-7, Stokes-6. UA: Grandon-7, Earls-6, Bondurant-6, Golden-5, Wade-4, Tuihalamaka-4.

2012 Arizona Football Media Guide

2011 Final Pac-12 Conference Standings

Team	Conf		Overall	
	W-L	W-L	Home	Away
North				
Oregon	8-1	12-2	7-1*	4-0 (1-1 neutral)
Stanford	8-1	11-2	6-1	5-0 (0-1 neutral)
Washington	5-4	7-6	6-1	1-4 (0-1 neutral)
California	4-5	7-6	4-1	2-4 (1-1 neutral)
Oregon State	3-6	3-9	2-4	1-5
Washington State	2-7	4-8	3-3	1-5
South				
USC	7-2	10-2	6-1	4-1
UCLA	5-4	6-8	5-1	1-6* (0-1 neutral)
Utah	4-5	8-5	3-3	4-2 (1-0 neutral)
Arizona State	4-5	6-7	5-2	1-4 (0-1 neutral)
Arizona	2-7	4-8	3-2	1-5
Colorado	2-7	3-10	1-4	1-6 (1-0 neutral)

*FCG: Oregon 49, UCLA 31, Eugene. Bowls: Oregon 45-38 Wisconsin-Rose, Oklahoma State 41-38 Stanford-Fiesta, Baylor 67-56 Washington-Alamo, Texas 21-10 Cal-Holiday, Utah 30-28 Ga. Tech-Sun, Illinois 20-14 UCLA-Kraft, Boise State 56-24 ASU-Las Vegas.

2011 Review Notes

*The biggest news for UA in 2011 was the dismissal of eight-year head coach Mike Stoops on Oct. 9 after opening 1-5. AD Greg Byrne appointed defensive coordinator Tim Kish to finish the year. Stoops ended his Arizona tenure, which began in 2004, with a record of 41-50 overall, and 27-38 in Pac-10/12 play. He led Arizona to consecutive bowl games in 2008-10, matching a program-best streak. Stoops was in his first stint as a head coach. The Cats lost his final 10 games against FBS opponents. Kish wrapped up the year with a 3-3 mark including a victory over Arizona State in Tempe for the Territorial Cup. Rich Rodriguez was named successor and UA's 30th head coach on Nov. 22 in the week leading up to the season finale against Louisiana.

*3-4-5-6 ... UA played a brutal stretch in September and the first day in October against teams that finished the regular season ranked No. 3 (Oklahoma State), No. 4 (Stanford), No. 5 (Oregon) and No. 6 (USC), a sequential nightmare. UA was outscored 178-96 in the games with the last the closest at 48-41. Every other game that followed was close in the fourth quarter but UA did not have a strong how-to-win foundation after that start.

*Quarterback Nick Foles capped his three years at Arizona as a 10,000-yard passer, also setting a UA mark with 4,334 yards in 2011. He left owning the career passing yards (10,011), touchdowns (67, tie), attempts, completions and career total offense records, along with single-season marks in yards, TDs, attempts and completions, among other marks. A 2008 transfer from Michigan State who sat out that year, Foles was a two-time honorable mention All-Pac performer and clearly UA's top weapon in 2011.

*WR Juron Criner set a school record with 32 career touchdown receptions. He had catches in his last 28 games as a Cat, finished with 209 receptions for 2,859 yards and two seasons with 11 TD catches, tying a school mark. His game-winning, 23-yard TD at ASU (9-134) could become a rivalry hallmark and he closed his tenure with another good game (9-129, 2 TD) against Louisiana to finish strong in 2011 (75-956).

*Arizona played the entire 2011 season without three of its best defensive performers – safety Adam Hall, linebacker Jake Fischer and cornerback Jonathan McKnight, all suffering knee injuries. McKnight's came in fall camp, the others in spring ball. Hall came back to play one game in 2011 (OSU, recording 10 tackles) but aggravated the injury and did not play again. Also, UA lost potential starting defensive tackle Willie Mobley and top backup RB Greg Nwoko to spring knee injuries.

*The Cats played an entirely new offensive line in 2011, with one-game starting center Kyle Quinn the veteran as a junior. LT Mickey Baucus (RS-Fr), LG Chris Putton (So.), Quinn, RG Trace Biskin (Jr.) and RT Fabbians Ebbele (RS-Fr.) all saw their first real action under coach Robert Anae, who remains on Rodriguez's staff. Ebbele earned Freshman All-America honors from The Sporting News. Other newcomers who saw action included junior guard Shane Zink and redshirt freshman guard Carter Lees. Ebbele and Baucus gave UA some 6-foot-8, 310-pound anchors outside and could be four-year starters. Quinn earned honorable mention All-Pac-12.

*UA entered the ASU game with 29 pass breakups in 10 games, then racked up 14 against the Devils, plus two interceptions. That matched a game-high record against UCLA in 1999. But, pass defense was the Achilles heel for the 2011 club, which gave up a school-record 3,587 passing yards at a .659 clip. That and nearly 2,000 rushing yards allowed caused the Cats to permit another school record – 5,526 yards in total offense by opponents. Too, the Cats gave up 425 points, second only to the 2003 team (429) in the Cats' Pac-10 or Pac-12 years.

*The Cats tried three place kickers and the last, John Bonano, took the job and ran with it. Jaime Salazar and Alex Zendejas opened the year 2-for-6 on field goals and 13-for-18 on PATs. Bonano, who was listed as a senior but did not play football as a freshman and has a fifth year for 2012, finished at 8-12 on FGs and a perfect 24-24 on PATs. He also earned first-team Academic All-Pac-12 honors and honorable mention All-Pac-12 playing honors.

*Arizona could return 17 players who started on offense and 17 players who started on defense, plus its top kicker and punter in 2012. The Cats also should bring back a total of 58 lettermen. UA played a total of 23 freshmen, true or redshirts in 2011. Two, DTs Sani Fuimaono and Aiulua Fanene, were expected to begin LDS missions in 2012.

2011 Final Team Statistics

	Arizona	Opponents			
SCORING	369	425			
Points Per Game	30.8	35.4			
FIRST DOWNS	309	276			
Rushing	78	88			
Passing	203	158			
Penalty	28	30			
RUSHING YARDAGE	1134	1939			
Yards gained rushing	1444	2182			
Yards lost rushing	310	243			
Rushing Attempts	331	411			
Average Per Rush	3.4	4.7			
Average Per Game	94.5	161.6			
TDs Rushing	17	30			
PASSING YARDAGE	4449	3587			
Comp-Att-Int	398-577-15	282-428-11			
Average Per Pass	7.7	8.4			
Average Per Catch	11.2	12.7			
Average Per Game	370.8	298.9			
TDs Passing	29	22			
TOTAL OFFENSE	5583	5526			
Total Plays	908	839			
Average Per Play	6.1	6.6			
Average Per Game	465.2	460.5			
KICK RETURNS: #-Yards	57-1199	45-1080			
PUNT RETURNS: #-Yards	14-79	16-217			
INT RETURNS: #-Yards	11-234	15-166			
KICK RETURN AVERAGE	21.0	24.0			
PUNT RETURN AVERAGE	5.6	13.6			
INT RETURN AVERAGE	21.3	11.1			
FUMBLES-LOST	15-6	22-5			
PENALTIES-Yards	95-786	86-808			
Average Per Game	65.5	67.3			
PUNTS-Yards	43-1871	45-2025			
Average Per Punt	43.5	45.0			
Net punt average	33.8	41.0			
TIME OF POSSESSION/Game	29:48	30:12			
3RD-DOWN Conversions	71/164	66/160			
3rd-Down Pct	43%	41%			
4TH-DOWN Conversions	14/26	15/19			
4th-Down Pct	54%	79%			
SACKS BY-Yards	10-89	23-184			
MISC YARDS	0	0			
TOUCHDOWNS SCORED	49	54			
FIELD GOALS-ATTEMPTS	10-18	16-21			
ON-SIDE KICKS	2-5	1-1			
RED-ZONE SCORES	(38-47) 81%	(57-63) 90%			
RED-ZONE TOUCHDOWNS	(32-47) 68%	(44-63) 70%			
PAT-ATTEMPTS	(37-42) 88%	(51-54) 94%			
ATTENDANCE	293716	339394			
Games/Avg Per Game	6/48953	6/56566			
Neutral Site Games		0/0			
Score by Quarters	1st	2nd	3rd	4th	Total
Arizona	58	103	113	95	369
Opponents	86	145	71	123	425

2012 Arizona Football Media Guide

2011 Final Individual Statistics

RUSHING	GP	Att	Gain	Loss	Net	Avg	TD	Lg	Avg/G
Antolin, K.	12	126	609	41	568	4.5	5	31	47.3
Carey, K.	11	91	449	24	425	4.7	6	33	38.6
Jenkins, D.	10	31	183	7	176	5.7	2	34	17.6
Tutogi, T.	12	25	79	6	73	2.9	4	11	6.1
Butler, K.	9	6	29	0	29	4.8	0	12	3.2
Wharton, G.	10	1	11	0	11	11.0	0	11	1.1
Earls, D.	12	1	3	0	3	3.0	0	3	0.2
Criner, J.	11	1	0	0	0	0.0	0	0	0.0
Beirne, B.	6	1	0	3	-3	-3.0	0	0	-0.5
Bonano, J.	12	1	0	5	-5	-5.0	0	0	-0.4
Team	7	4	0	40	-40	-10.0	0	0	-5.7
Foles, N.	12	43	81	184	-103	-2.4	0	9	-8.6
Total	12	331	1444	310	1134	3.4	17	34	94.5
Opponents	12	411	2182	243	1939	4.7	30	49	161.6

PASSING	GP	Effic	Cmp-Att-Int	Pct	Yds	TD	Lng	Avg/G
Foles, N.	12	145.62	387-560-14	69.1	4334	28	54	361.2
Beirne, B.	6	129.18	11-17-1	64.7	115	1	23	19.2
Total	12	145.13	398-577-15	69.0	4449	29	54	370.8
Opponents	12	148.11	282-428-11	65.9	3587	22	82	298.9

RECEIVING	G	No.	Yds	Avg	TD	Long	Avg/G
Criner, J.	11	75	956	12.7	11	48	86.9
Douglas, D.	12	65	666	10.2	4	44	55.5
Crump, G.	12	65	610	9.4	2	47	50.8
Buckner, D.	12	42	606	14.4	2	54	50.5
Roberts, D.	12	39	413	10.6	2	44	34.4
Antolin, K.	12	25	197	7.9	1	46	16.4
Morrison, R.	11	22	201	9.1	2	34	18.3
Hill, A.	10	21	311	14.8	2	47	31.1
Carey, K.	11	15	203	13.5	2	41	18.5
Miller, T.	10	11	136	12.4	0	32	13.6
Tutogi, T.	12	11	97	8.8	1	16	8.1
Jenkins, D.	10	5	31	6.2	0	12	3.1
Robinson, D.	12	2	22	11.0	0	13	1.8
Total	12	398	4449	11.2	29	54	370.8
Opponents	12	282	3587	12.7	22	82	298.9

PUNT RETURNS	No.	Yds	Avg	TD	Long
Morrison, R.	11	61	5.5	0	15
Antolin, K.	2	-2	-1.0	0	0
Team	1	13	13.0	0	0
De Rego, L.	0	7	0.0	0	7
Total	14	79	5.6	0	15
Opponents	16	217	13.6	1	51

INTERCEPTIONS	No.	Yds	Avg	TD	Long
Richardson, S.	4	73	18.2	1	41
Wade, T.	2	0	0.0	0	0
Bondurant, T.	1	29	29.0	1	29
Watley, M.	1	0	0.0	0	0
Flowers, M.	1	0	0.0	0	0
Golden, R.	1	91	91.0	1	91
Grandon, J.	1	41	41.0	0	41
Total	11	234	21.3	3	91
Opponents	15	166	11.1	1	57

KICK RETURNS	No.	Yds	Avg	TD	Long
Carey, K.	26	549	21.1	0	39
Wharton, G.	14	322	23.0	0	44
Tutogi, T.	6	146	24.3	0	43
Jenkins, D.	5	138	27.6	0	81
Antolin, K.	3	23	7.7	0	18
Robinson, D.	1	-2	-2.0	0	0
Hill, D.	1	-2	-2.0	0	0
Baucus, J.	1	1	1.0	0	1
Criner, J.	0	24	0.0	0	24
Total	57	1199	21.0	0	81
Opponents	45	1080	24.0	0	44

FUMBLE RETURNS	No.	Yds	Avg	TD	Long
Flowers, M.	1	10	10.0	0	10
Opponents	1	7	7.0	0	7

SCORING	TD	FGs	PATs			DXP	Saf	Points
			Kick	Rush	Rcv			
Criner, J.	11	0-0	0-0	0-0	0	0-0	0	66
Carey, K.	8	0-0	0-0	0-0	0	0-0	0	48
Bonano, J.	0	8-12	24-24	0-0	0	0-0	0	48
Antolin, K.	6	0-0	0-0	0-0	0	0-0	0	36
Douglas, D.	4	0-0	0-0	0-0	3	0-0	0	30
Tutogi, T.	5	0-0	0-0	0-0	0	0-0	0	30
Hill, A.	2	0-0	0-0	0-0	1	0-0	0	14
Roberts, D.	2	0-0	0-0	0-0	0	0-0	0	12
Buckner, D.	2	0-0	0-0	0-0	0	0-0	0	12
Jenkins, D.	2	0-0	0-0	0-0	0	0-0	0	12
Crump, G.	2	0-0	0-0	0-0	0	0-0	0	12
Morrison, R.	2	0-0	0-0	0-0	0	0-0	0	12
Salazar, J.	0	1-4	7-8	0-0	0	0-0	0	10
Zendejas, A.	0	1-2	6-10	0-0	0	0-0	0	9
Richardson, S.	1	0-0	0-0	0-0	0	0-0	0	6
Golden, R.	1	0-0	0-0	0-0	0	0-0	0	6
Bondurant, T.	1	0-0	0-0	0-0	0	0-0	0	6
Foles, N.	0	0-0	0-0	0-0	0	4-7	0	0
Total	49	10-18	37-42	0-0	4	4-7	0	369
Opponents	54	16-21	51-54	0-0	0	0-0	0	425

TOTAL OFFENSE	G	Plays	Rush	Pass	Total	Avg/G
Foles, N.	12	603	-103	4334	4231	352.6
Antolin, K.	12	126	568	0	568	47.3
Carey, K.	11	91	425	0	425	38.6
Jenkins, D.	10	31	176	0	176	17.6
Beirne, B.	6	18	-3	115	112	18.7
Tutogi, T.	12	25	73	0	73	6.1
Butler, K.	9	6	29	0	29	3.2
Wharton, G.	10	1	11	0	11	1.1
Earls, D.	12	1	3	0	3	0.2
Bonano, J.	12	1	-5	0	-5	-0.4
Team	7	4	-40	0	-40	-5.7
Total	12	908	1134	4449	5583	465.2
Opponents	12	839	1939	3587	5526	460.5

FIELD GOAL	FGM-A	Pct	1-19	20-29	30-39	40-49	50+	Lg	Blk
Salazar, J.	1-4	25.0	0-0	1-1	0-1	0-2	0-0	27	0
Zendejas, A.	1-2	50.0	0-0	1-1	0-1	0-0	0-0	28	0
Bonano, J.	8-12	66.7	0-0	3-5	2-2	3-4	0-1	47	1

FG SEQUENCE	Arizona	OPPONENTS
Northern Arizona	46	(28)
Oklahoma State	-	42, (18)
Stanford	(27), 45, 36	(20), (45), (33)
Oregon	(28)	-
Southern California	-	(46), (31)
Oregon State	38	(37), (40), (20), 42
UCLA	(41), (22)	39, (42)
Washington	(36), (47), (24)	-
Utah	-	(33), 42, (35), 46
Colorado	(25), 57	-
Arizona State	49, 27, (43)	(22), (27)
Louisiana	28, (39)	(20)

Numbers in (parentheses) indicate field goal was made.

PUNTING	No.	Yds	Avg	Long	TB	FC	I20	Blkd
Dugandzic, K.	40	1840	46.0	64	10	6	12	1
Team	3	31	10.3	31	0	0	0	2
Total	43	1871	43.5	64	10	6	12	3
Opponents	45	2025	45.0	67	5	11	14	1

KICKOFFS	No.	Yds	Avg	TB	OB	Retn	Net	YdLn
Bonano, J.	67	4453	66.5	22	0			
Total	67	4453	66.5	22	0	1080	43.8	26
Opponents	78	5095	65.3	19	2	1199	45.1	24

ALL PURPOSE LEADERS	G	Rush	Rec	PR	KOR	IR	Tot	Avg/G
Carey, K.	11	425	203	0	549	0	1177	107.0
Criner, J.	11	0	956	0	24	0	980	89.1
Antolin, K.	12	568	197	-2	23	0	786	65.5
Douglas, D.	12	0	666	0	0	0	666	55.5
Crump, G.	12	0	610	0	0	0	610	50.8
Buckner, D.	12	0	606	0	0	0	606	50.5
Roberts, D.	12	0	413	0	0	0	413	34.4
Jenkins, D.	10	176	31	0	138	0	345	34.5
Wharton, G.	10	11	0	0	322	0	333	33.3
Tutogi, T.	12	73	97	0	146	0	316	26.3
Hill, A.	10	0	311	0	0	0	311	31.1
Morrison, R.	11	0	201	61	0	0	262	23.8

2012 Arizona Football Media Guide

2011 Final Defensive Statistics

Player	GP-GS	-----Tackles----		Tackles for Loss		Pass Defense		Fumbles			Blk	Saf
		Solo	Ast	TT	TFL	Sack	Int	PBU	FR	FF		
D. Earls	12-12	55	19	74	7.0-10	.	.	2	1-0	.	.	.
P. Vassallo	12-12	44	26	70	5.0-20	1.0-9	.	2	1-0	.	.	.
R. Golden	12-12	50	19	69	2.0-2	.	1-91	5	.	1	.	.
M. Flowers	11-9	53	15	68	3.0-8	1.0-6	.	3	1-10	.	.	.
T. Wade	12-11	42	10	52	1.0-2	.	2-0	13	.	1	.	.
S. Richardson	10-10	39	8	47	2.0-3	.	4-73	5	.	1	.	.
T. Bondurant	12-6	33	12	45	3.5-19	1.0-11	1-29	6	.	1	.	.
J. Grandon	11-4	27	9	36	1.0-2	.	1-41	4	.	2	.	.
C. Parish	10-9	20	12	32	5.0-27	3.0-20	.	.	1-0	.	.	.
M. Watley	11-1	24	3	27	1.0-3	.	1-0	3
K. Taula	11-4	13	8	21	4.0-13	.	.	1
S. Tuihalamaka	11-10	13	6	19	1.5-2
M. Usman	11-7	9	10	19	1.0-13	1.0-13	.	.	.	1	.	.
J. Washington	9-6	12	6	18	2.0-15
C. Johnson	8-2	10	6	16	0.5-1	.	.	1
D. Pettinato	12-3	8	8	16	1.5-13	1.0-13
L. Brown	12-0	9	6	15	1	.	.
J. Tevis	12-0	11	1	12
A. Hall	1-1	9	1	10	2.0-8	1	.	.
R. Hankins	10-3	8	2	10	0.5-1
J. Ward	10-3	6	3	9	1.5-6	1.0-4
H. Hobson	12-1	6	2	8
C. Merrill	7-1	5	3	8	0.5-1	1	.	.
L. De Rego	8-1	8	.	8	1.0-1
A. Fanene	10-1	7	1	8	1.5-3	1	.	.
S. Fuimaono	12-2	5	2	7	1.0-1
B. Muhammed	6-0	4	2	6	3.0-9	1	.	.
J. Bonano	12-0	4	.	4
Team	7-0	3	.	3	3.0-15	1.0-13	1	.
T. Tutogi	12-6	3	.	3
D. Roberts	12-5	2	.	2
D. Rainey	7-0	2	.	2
D. Lopez	8-0	1	1	2
Tr. Ermisch	11-0	1	.	1
Total	12-0	552	202	754	55-198	10-89	11-234	45	4-10	11	1	.
Opponents	12-0	572	218	790	71.0-301	23-184	15-166	50	6-7	8	6	1

One tackle each, offensive players: Criner, Miller, Antolin, Carey, Morrison, Putton, Foles

2011 Offensive Starters

GAME	WR	IR/TE/RB	LT	LG	C	RG	RT	QB	RB	IR/HB	WR
NAU	Criner	Douglas (IR)	M. Baucus	Putton	Quinn	Zink	Ebbele	Foles	Antolin	Tutogi (HB)	Crump
@ Oklahoma State	A. Hill	Douglas (IR)	M. Baucus	Putton	Quinn	Zink	Ebbele	Foles	Antolin	Roberts (IR)	Crump
Stanford	Criner	Douglas (IR)	M. Baucus	Putton	Quinn	Biskin	Ebbele	Foles	Antolin	Tutogi (HB)	Crump
Oregon	Criner	Douglas (IR)	M. Baucus	Putton	Quinn	Biskin	Ebbele	Foles	Antolin	Roberts (IR)	Crump
@ USC	Criner	Robinson (TE)	M. Baucus	Zink	Quinn	Biskin	Ebbele	Foles	Antolin	Tutogi (HB)	Crump
@ Oregon State	Criner	Douglas (IR)	M. Baucus	Lees	Quinn	Biskin	Ebbele	Foles	Antolin	Roberts (IR)	Crump
UCLA	Criner	Jenkins (RB)	M. Baucus	Putton	Quinn	Biskin	Ebbele	Foles	Antolin	Tutogi (HB)	Buckner
@ Washington	Criner	Douglas (IR)	M. Baucus	Lees	Quinn	Biskin	Ebbele	Foles	Antolin	Roberts (IR)	Crump
Utah	Criner	Robinson (TE)	M. Baucus	Putton	Quinn	Biskin	Ebbele	Foles	Antolin	Roberts (IR)	Crump
@ Colorado	Criner	Douglas (IR)	M. Baucus	Putton	Quinn	Biskin	Ebbele	Foles	Antolin	Tutogi (HB)	Crump
@ Arizona State	Criner	Douglas (IR)	M. Baucus	Putton	Quinn	Biskin	Ebbele	Foles	Antolin	Morrison (IR)	Crump
Louisiana	Criner	Douglas (IR)	M. Baucus	Putton	Quinn	Biskin	Ebbele	Beirne	Antolin	Tutogi (HB)	Crump

2011 Defensive Starters

GAME	DE	DT	DT	DE	LB	LB	LB/NB	CB	S	S	CB
NAU	Usman	Tuihalamaka	Washington	Parish	Earls	Vassallo	Hankins (L)	Wade	Golden	Flowers	Richardson
@ Okla. St.	Usman	Tuihalamaka	Washington	Parish	Earls	Vassallo	Hankins (L)	Wade	Golden	Flowers	Richardson
Stanford	Washington	Tuihalamaka	Fuimaono	Parish	Earls	Vassallo	Hankins (L)	Wade	Golden	Flowers	Richardson
Oregon	De Rego	Tuihalamaka	Fuimaono	Parish	Earls	Vassallo	Grandon (N)	Wade	Golden	Watley	Richardson
@ USC	Usman	Tuihalamaka	Ward	Parish	Earls	Vassallo	Hobson (L)	Wade	Golden	Flowers	Richardson
@ Oregon St.	Usman	Taula	Ward	Parish	Earls	Vassallo	Grandon (N)	Wade	Golden	Hall	Richardson
UCLA	Usman	Tuihalamaka	Washington	Parish	Earls	Vassallo	Bondurant (L)	Wade	Golden	Flowers	Richardson
@ Washington	Usman	Tuihalamaka	Washington	Parish	Earls	Vassallo	Bondurant (L)	Wade	Golden	Flowers	Johnson
Utah	Pettinato	Tuihalamaka	Washington	Taula	Earls	Vassallo	Bondurant (L)	Wade	Golden	Flowers	Grandon
@ Colorado	Pettinato	Tuihalamaka	Ward	Taula	Earls	Vassallo	Bondurant (L)	Johnson	Golden	Flowers	Richardson
@ Arizona St.	Pettinato	Tuihalamaka	Taula	Vassallo	Earls	Bondurant	Grandon (N)	Wade	Golden	Flowers	Richardson
Louisiana	Usman	Fanene	Merrill	Parish	Earls	Vassallo	Bondurant (L)	Wade	Golden	Flowers	Richardson

2012 Arizona Football Media Guide

2011 Game Superlatives

Individual Game Highs

Rushes	19	Antolin, K. vs. Louisiana
Yards Rushing	92	Carey, K. at Arizona State
TD Rushes	2	Carey-USC, Tutogi-UCLA, Carey-Colo
Long Rush	34	Jenkins, D. vs. Louisiana
Pass attempts	57	Foles, N. vs. Oregon
Pass completions	41	Foles, N. at Southern California
Yards Passing	425	Foles, N. at Southern California
TD Passes	5	Foles, N. vs. Northern Arizona
Long Pass	54	Foles, N. at Oklahoma State
Receptions	11	Criner, J. at Washington
Yards Receiving	156	Douglas, D. vs. Utah
TD Receptions	3	Criner, J. vs. UCLA
Long Reception	54	Buckner, D. at Oklahoma State
Field Goals	3	Bonano, J. at Washington
Long Field Goal	47	Bonano, J. at Washington
Punts	6	Dugandzic, K. at Arizona State
Punting Avg	60.0	Dugandzic, K. vs. UCLA
Long Punt	64	Dugandzic, K. vs. UCLA
Punts inside 20	3	Dugandzic, K. vs. Northern Arizona
Long Punt Return	15	Morrison, R. vs. Northern Arizona
Long Kickoff Return	81	Jenkins, D. vs. Louisiana
Tackles	16	Flowers, M. vs. Stanford
Sacks	1.0	Parish, C. vs. Northern Arizona, UW, ASU
		Usman, M. vs. Northern Arizona
		Vassallo, P. vs. UCLA
		Ward, J. vs. UCLA
		Bondurant, T. at Washington
		Flowers, M. vs. Utah
		Pettinato, D. vs. Louisiana
Tackles For Loss	2.5	Vassallo, P. vs. Oregon
Interceptions	2	Richardson, S. at Oregon State

Team Game Highs

Rushes	46	vs. UCLA
Yards Rushing	254	vs. UCLA
Yards Per Rush	5.5	vs. UCLA
TD Rushes	3	vs. UCLA, Louisiana
Pass attempts	57	vs. Oregon
Pass completions	41	at Southern California
Yards Passing	425	at Southern California
Yards Per Pass	9.9	vs. Northern Arizona
TD Passes	5	vs. Northern Arizona
Total Plays	92	vs. Oregon
Total Offense	573	vs. UCLA
Yards Per Play	7.9	vs. Northern Arizona
Sacks By	2	vs. Northern Arizona, UCLA, UW
First Downs	37	at Southern California
Penalties	11	NAU, OKSU, Utah, ASU
Penalty Yards	96	vs. Utah
Turnovers	4	OSU, UW, Colo
Interceptions By	3	at Washington
Punts	6	at Arizona State
Punting Avg	60.0	vs. UCLA
Long Punt	64	vs. UCLA
Punts inside 20	3	vs. Northern Arizona
Long Punt Return	15	vs. Northern Arizona

Opponent Individual Game Highs

Rushes	34	Polk, Chris, at Washington
Yards Rushing	288	James, L., vs. Oregon
TD Rushes	4	Polk, Chris, at Washington
Long Rush	49	Taylor, S, vs. Stanford
Pass attempts	63	Osweiler,Brock, at Arizona State
Pass completions	42	Weeden, Brandon, at Oklahoma State
Yards Passing	487	Osweiler,Brock, at Arizona State
TD Passes	4	Barkley, Matt, at Southern California
Long Pass	82	Barkley, Matt, at Southern California
Receptions	14	Woods, Robert, at Southern California
Yards Receiving	255	Woods, Robert, at Southern California
TD Receptions	2	Blackmon-OkSt, Woods-USC, Halahuni-OSU
Long Reception	82	Woods, Robert, at Southern California
Field Goals	3	Williamson vs. Stanford, Romaine at OSU
Long Field Goal	46	Heidari, Andre, at Southern California
Punts	7	Drew Zamora, vs. Northern Arizona
Punting Avg	54.0	Sharp, Quinn, at Oklahoma State
Long Punt	67	Sellwood, Sean, vs. Utah
Punts inside 20	3	Hekker, Johnny, at Oregon State
Long Punt Return	51	James, L., vs. Oregon
Long Kickoff Return	44	Smith, Kevin, at Washington
Tackles	14	Bailey, Dion, at Southern California
Sacks	1.5	Turner and Jordan vs. Oregon
Tackles For Loss	3.0	Sandersfeld, at Colorado
Interceptions	2	McDonald, T.J., at Southern California
		Moten, Jemarlou, vs. Louisiana

Opponent Team Game Highs

Rushes	47	vs. Oregon
Yards Rushing	415	vs. Oregon
Yards Per Rush	8.8	vs. Oregon
TD Rushes	6	vs. Oregon
Pass attempts	65	at Arizona State
Pass completions	42	at Oklahoma State
Yards Passing	487	at Arizona State
Yards Per Pass	12.0	at Southern California
TD Passes	4	at Southern California
Total Plays	88	at Arizona State
Total Offense	594	at Oklahoma State
Yards Per Play	9.1	at Southern California
Points	56	vs. Oregon
Sacks By	5	vs. Stanford, vs. Oregon
First Downs	29	vs. Oregon
Penalties	11	vs. UCLA
Penalty Yards	106	vs. Louisiana
Turnovers	3	at Washington, at ASU
Interceptions By	3	at Washington, at Colorado
Punts	7	vs. Northern Arizona
Punting Avg	54.0	at Oklahoma State
Long Punt	67	vs. Utah
Punts inside 20	3	at Oregon State
Long Punt Return	51	vs. Oregon

2011 Stat Rankings

	NCAA	Pac	Notes
Rushing (94.50)	114	11	Five games with more than 100 yards
Passing (370.75)	3	1	11 games over 300, 2 over 400
PE Rating (145.16)	27	5	29 TD and 15 picks
Total Off (465.24)	16	3	Clearly could move the ball
Scoring (30.75)	38	6	Improved, but not enough
Rushing Def (161.58)	67	8	Skewed by Stan, Ore and Colo
PE Def (148.12)	106	10	Picked off 11 to 22 TD allowed
Pass Def (298.92)	119	12	Not a forte of 2011 Wildcats
Total Def (460.50)	110	12	Last in league showed in W-L
Scoring Def (35.42)	107	10	Nine games over 30 points
Net Punting (33.81)	107	12	Surprising with 46.0 punter
Punt Ret (4.71)	104	9	14 total returns in 12 games
KOR (21.04)	72	8	Never got untracked
TO Margin (-.42)	91	11	17 in 5 losses 2nd half of year hurt
Sacks (.83)	116	12	1 or none (6) in nine games
Sacks Allowed (1.92)	59	4	Improved over '10 with all new line
TFL (4.58)	102	11	Missing factor for UA defense

2012 Arizona Football Media Guide

All-Time Record vs. Opponents

(Teams in bold on 2012 schedule)

Opponent	W	L	T	First	Last
Air Force	3	6	0	1959	1974
Alabama-Birmingham	1	0	0	1997	1997
Arizona State	47	37	1	1899	2011
Auburn	1	2	0	1968	1977
Baylor	0	1	0	1992	1992
Bowling Green	1	0	0	1987	1987
Brigham Young	11	9	1	1936	2006
California	14	14	2	1978	2010
Cal Poly S.L.O.	1	0	0	1945	1945
Cal State-Fullerton	2	0	0	1981	1983
Cal Tech	2	0	0	1929	1930
Centenary	3	2	1	1935	1940
Central Michigan	1	0	0	2009	2009
Centre	0	1	0	1921	1921
The Citadel	1	0	0	2010	2010
Colorado	1	13	0	1931	2011
Colorado State	13	3	1	1926	1994
Denver	1	1	0	1949	1950
DePaul	1	0	0	1931	1931
Drake	1	1	0	1935	1948
Eastern Michigan	1	0	0	1988	1988
Fresno State	0	2	0	1981	1984
Georgia	0	0	1	1985	1985
Georgia Tech	2	0	0	1994	1995
Hardin Simmons	4	6	0	1942	1964
Hawaii	4	0	0	1951	1998
Houston	1	1	0	1969	1986
Idaho	10	2	0	1951	2008
Illinois	3	1	0	1990	1996
Indiana	2	2	0	1967	1974
Iowa	7	6	0	1966	2010
Iowa State	4	1	1	1948	1968
Kansas	2	3	1	1936	1966
Kansas State	5	1	1	1941	1978
Long Beach State	2	0	0	1984	1991
Louisiana (ULL)	1	0	0	2011	2011
Louisiana State	0	3	0	1984	2003
Loyola L.A.	4	5	0	1905	1940
Marquette	4	6	0	1938	1957
Miami (Fla.)	1	2	0	1991	1993
Michigan	0	2	0	1970	1978
Michigan State	0	3	0	1936	1949
Middle Tennessee St.	1	0	0	1999	1999
Minnesota	0	1	0	1939	1939
Missouri	0	3	0	1957	1967
Montana	4	1	0	1938	1956
Nebraska	1	0	1	1961	1998
Nevada	1	1	1	1924	1941
Nevada-Las Vegas	1	0	0	2001	2001
New Mexico	43	20	3	1908	2008
New Mexico State	31	5	1	1909	1994
North Carolina	1	0	0	1986	1986
North Carolina State	1	0	0	1989	1989
North Texas	1	0	0	2002	2002
Northeast Louisiana	1	0	0	1998	1998
Northern Arizona	11	1	0	1931	2009
Northwestern	2	0	0	1975	1976
Notre Dame	1	2	0	1941	1982
Occidental	5	3	1	1913	1933
Ohio State	1	3	0	1967	2000
Oklahoma	1	1	0	1988	1989
Oklahoma City	2	0	0	1934	1935
Oklahoma State	3	5	0	1931	2011
Oregon	14	23	0	1937	2011
Oregon State	21	13	1	1966	2011
Pacific	9	0	0	1934	1995
Penn State	0	1	0	1999	1999
Pittsburgh	0	1	0	1979	1979
Pomona	6	4	0	1905	1939
Purdue	0	2	0	2003	2005
Redlands	1	0	0	1920	1920
Rice	0	4	0	1916	1931
St. Mary's (Calif.)	1	1	0	1922	1923
San Diego State	10	5	0	1931	2001
San Jose State	3	1	0	1965	1985
Santa Clara	1	2	1	1922	1946
South Carolina State	0	0	0	2012	2012
South Dakota State	1	0	0	1956	1956
Southern California	7	28	0	1916	2011
SMU	1	1	0	1938	1985
Stanford	14	13	0	1979	2011
Stephen F. Austin	1	0	0	2006	2006
Syracuse	0	2	0	1969	1990
Texas	0	1	0	1925	1925
Texas A&M	0	1	0	1921	1921
TCU	1	1	0	1999	2003

Opponent	W	L	T	First	Last
Texas-El Paso	38	11	2	1916	2003
Texas Tech	4	25	2	1932	1988
Toledo	3	0	0	1985	2010
Tulsa	0	2	0	1958	1960
UC-Davis	1	1	0	1923	1924
UCLA	15	19	2	1927	2011
Utah	15	20	2	1924	2011
Utah State	4	2	0	1922	1992
Washington	9	18	1	1978	2011
Washington State	25	13	0	1963	2010
Whittier	9	3	0	1915	1935
Wisconsin	0	2	0	2001	2004
Wyoming	12	10	0	1936	1977
Totals	563	423	33	1899	2011

(Totals from NCAA Football Records Book.)

All-Time vs. the Conferences

(League affiliations at time of game)

Pac-12	W-L-T	First Mtg.	Last Mtg.
Arizona State	47-37-1	1899	2011
California	14-14-2	1978	2010
Colorado (1-12 to 1986)	0-1 (1-13)	1931	2011
Oregon	14-23	1937	2011
Oregon State	21-13-1	1966	2011
Stanford	14-13	1979	2011
UCLA	15-19-2	1927	2011
USC	7-28*	1916	2011
Utah (15-19-2 to 2005)	0-1 (15-20-2)	1924	2011
Washington	9-18-1	1978	2011
Washington State	25-13	1963	2010
Totals	182-211-9		

(*2005 loss to USC vacated by NCAA)

Atlantic Coast Conference	W-L-T	First Mtg.	Last Mtg.
Georgia Tech	2-0	1994	1995
North Carolina	1-0	1986	1986
North Carolina State	1-0	1989	1989
Totals	4-0		

Big East Conference	W-L-T	First Mtg.	Last Mtg.
Miami	1-2	1991	1993
Pittsburgh	0-1	1979	1979
Syracuse	0-2	1969	1990
Totals	1-5		

Big 10 Conference	W-L-T	First Mtg.	Last Mtg.
Illinois	3-1	1990	1996
Indiana	2-2	1967	1974
Iowa	7-6	1966	2010
Michigan	0-2	1970	1978
Michigan State	0-3	1936	1949
Minnesota	0-1	1939	1939
Nebraska (while in Big 12)	1-1-1	1961	2009
Northwestern	2-0	1975	1976
Ohio State	1-3	1967	2000
Penn State	0-1	1999	1999
Purdue	0-2	2003	2005
Wisconsin	0-2	2002	2004
Totals	15-24-1		

Big 12 Conference	W-L-T	First Mtg.	Last Mtg.
Baylor	0-1	1992	1992
Iowa State	4-1-1	1948	1968
Kansas	2-3-1	1936	1966
Kansas State	5-1-1	1941	1978
Missouri	0-3	1957	1967
Oklahoma	1-1	1988	1989
Oklahoma State	3-4	1931	2011
Texas	0-1	1925	1925
Texas A&M	0-1	1921	1921
Texas Tech	4-25-2	1932	1988
Totals	19-41-5		

Big Sky Conference	W-L-T	First Mtg.	Last Mtg.
Montana	4-1	1938	1956
Northern Arizona	11-1	1931	2011
Totals	15-2		

2012 Arizona Football Media Guide

Big West

	W-L-T	First Mtg.	Last Mtg.
Cal St. Fullerton	2-0	1981	1983
Idaho	9-2	1951	2001
Long Beach State	2-0	1984	1991
New Mexico State	31-5-1	1909	1994
Pacific	9-0	1934	1995
Utah State	4-2	1922	1992
Totals	58-9-1		

Conference USA

	W-L-T	First Mtg.	Last Mtg.
UAB	1-0	1997	1997
DePaul	1-0	1931	1931
Marquette	4-6	1938	1957
Houston	1-1	1969	1986
Texas Christian	1-1	1999	2003
Totals	7-8		

Mid-American Conference

	W-L-T	First Mtg.	Last Mtg.
Bowling Green	1-0	1987	1987
Central Michigan	1-0	2009	2009
Eastern Michigan	1-0	1988	1988
Toledo	3-0	1985	2010
Totals	6-0		

Mountain West Conference

	W-L-T	First Mtg.	Last Mtg.
Air Force	3-6	1959	1974
Brigham Young	12-9-1	1936	2008
Colorado State	13-3-1	1926	1994
Nevada-Las Vegas	1-0	2001	2001
New Mexico	43-19-3	1908	2007
San Diego State	10-5	1931	2001
Wyoming	12-10	1936	1977
Totals	109-71-7		

Southeastern Conference

	W-L-T	First Mtg.	Last Mtg.
Auburn	1-2	1968	1977
Georgia	0-0-1	1985	1985
Louisiana State	0-3	1984	2006
Totals	1-5-1		

Southern Conference

	W-L-T	First Mtg.	Last Mtg.
The Citadel	1-0-0	2010	2010
Totals	1-0-0		

Southland Conference

	W-L-T	First Mtg.	Last Mtg.
Stephen F. Austin	1-0	2006	2006
Totals	0-0		

Sun Belt Conference

	W-L-T	First Mtg.	Last Mtg.
Louisiana	1-0	2011	2011
Middle Tennessee	1-0	1999	1999
New Mexico State	31-5-1	1909	1994
North Texas	1-0	2002	2002
Utah State	4-2	1924	1992
Totals	38-7-1		

West Coast Conference

	W-L-T	First Mtg.	Last Mtg.
St. Mary's	1-1	1922	1923
Santa Clara	1-2-1	1922	1946
Totals	2-3-1		

Western Athletic Conference

	W-L-T	First Mtg.	Last Mtg.
Fresno State	0-2	1981	1984
Hawai'i	4-0	1954	1998
Idaho (see Big West)	1-0	2008	2008
Nevada	1-1-1	1924	1941
Rice	0-4	1916	1931
San Jose State	3-1	1965	1985
SMU	1-1	1938	1985
UTEP	38-11-2	1916	2003
Tulsa	0-2	1958	1960
Totals	47-22-3		

All-Time Coaching Records

Coach	Years	W	L	T	Pct.
Stewart F. Forbes	1899	1	1	1	.500
William Skinner	1900-01	7	2	0	.770
Leslie Gillett	1902	5	0	0	1.000
Orin A. Kates	1903-04	5	1	2	.750
William M. Ruthrauf	1905	5	2	0	.714
H.B. Galbreath	1908-09	8	1	0	.889
George F. Shipp	1910-11	8	1	1	.850
Ray L. Quigley	1912	2	1	0	.667
F.A. King	1913	2	2	0	.500
J.F. "Pop" McKale	1914-17, 1919-30	80	32	6	.703
Fred A. Enke	1931	3	5	1	.389
A.W. "Gus" Farwick	1932	4	5	0	.444
G.A. "Tex" Oliver	1933-37	32	11	4	.723
Orian M. Landreth	1938	3	6	0	.333
Miles W. Casteel	1939-42, 1945-48	45	26	3	.628
Robert E. Winslow	1949-51	12	18	1	.403
Warren Woodson	1952-56	26	22	2	.540
Edward A. Doherty	1957-58	4	15	1	.225
Jim LaRue	1959-66	41	37	2	.538
Darrell Mudra	1967-68	11	9	1	.548
Robert W. Weber	1969-72	16	26	0	.381
James C. Young	1973-76	31	13	0	.705
Tony Mason	1977-79	16	18	1	.471
Larry Smith	1980-86	48	28	3	.627
Dick Tomey	1987-2000	95	64	4	.583
John Mackovic	2001-03	10	18	0	.357
Mike Hankwitz	2003 (acting)	1	6	0	.143
Mike Stoops	2004-11	41	50	0	.451
Tim Kish	2011 (acting)	3	3	0	.500
Totals	1899-2007	565	423	33	.570

Arizona Coaches By Victories

Coach	Years	W
Dick Tomey	1987-2000	95
J.F. "Pop" McKale	1914-17, 1919-30	80
Larry Smith	1980-86	48
Miles W. Casteel	1939-42, 1945-48	45
Jim LaRue	1959-66	41
Mike Stoops	2004-11*	41 (6G in 2011)
G.A. "Tex" Oliver	1933-37	32
James C. Young	1973-76	31
Warren Woodson	1952-56	26
Tony Mason	1977-79	16
Robert W. Weber	1969-72	16
John Mackovic	2001-03	10
Tim Kish	2011 (acting)	3
Mike Hankwitz	2003 (acting)	1

Arizona Coaches, By Winning Percentage

(Minimum Two Seasons Coached)

Coach	Years	W	L	T	Pct.
H.B. Galbreath	1908-09	8	1	0	.889
George F. Shipp	1910-11	8	1	1	.850
William Skinner	1900-01	7	2	0	.770
Orin A. Kates	1903-04	5	1	2	.750
G.A. "Tex" Oliver	1933-37	32	11	4	.723
James C. Young	1973-76	31	13	0	.705
J.F. "Pop" McKale	1914-17, 1919-30	80	32	6	.703
Miles W. Casteel	1939-42, 1945-48	45	26	3	.628
Larry Smith	1980-86	48	28	3	.627
Dick Tomey	1987-2000	95	64	4	.583
Mike Stoops	2004-11 (thru 6 games)	41	50	0	.451
John Mackovic	2001-03	10	18	0	.357

Dick Tomey, Arizona's Winningest Coach

The end of the 2000 season saw Dick Tomey resign after 14 years at Arizona. More than two dozen counterparts had coached at the other nine league schools during his tenure. Tomey led Arizona to its two best seasons and left a strong legacy as a coach-educator and the winningest coach in UA history. He later was head coach at San Jose State for five years.

At Arizona:

- Nine winning seasons; overall UA Coaching Record: 95-64-4
- Top 10 in career victories by active Division I-A coaches at time
- Pacific-10 Conference Record: 60-49-4
- No. 8 on all-time Pac-10 coaching victories chart at time
- One of four coaches to win 12 games in 85 years of Pac-10
- Pac-10 Coach of the Year, 1992
- 20 All-Americans, 43 first-team All-Pac-10 players; Four Pac-10 POYs
- 1998 Provost Award for Outstanding Teaching
- Graduation Rate of 67 percent in final report; best in Pac-10, 10th in nation
- Seven Bowl Games, four bowl victories
- Arizona's highest national final ranking (No. 4 in 1998)
- AFCA Western Regional Coach of the Year 1982
- Eight Major National Player Awards; Four Morris Trophy winners

2012 Arizona Football Media Guide

Year-by-Year Coaching Records

Year	Coach	Captain(s)	W-L-T	W-L-T
1899	Stewart F. Forbes	George Parker	0-1	1-0-1
1900	William Skinner	Courtland Day	0-0	3-1
1901	William Skinner	Leslie Gillett	0-0	4-1
1902	Leslie Gillett	Bard Cosgrove	1-0	4-0
1903	Orin A. Kates*	Leo Rosenberg	0-0	2-0
1904	Orin A. Kates	Burrell Hatcher	0-0	3-1-2
1905	Wm. M. Ruthrauff	John Ruthrauff	0-2	5-0
1906	No varsity team*(6)			
1907	No varsity team*(6)			
1908	H.B. Galbreath	Rod Burnham	1-0	4-0
1909	H.B. Galbreath	Thomas Rice	1-1	2-0
1910	George F. Shipp	Charles Roletti	2-0	3-0
1911	George F. Shipp	Cliffe Rolfe	1-1	2-0-1
1912	Ray L. Quigley	Dick Merritt	1-1	1-0
1913	F.A. King	Jay McIntosh	1-2	1-0
1914	J.F. "Pop" McKale	Turner Smith	3-1	1-0
1915	J.F. "Pop" McKale	Wm. Asa Porter	2-3	3-0
1916	J.F. "Pop" McKale	James Hendry	2-3	3-0
1917	J.F. "Pop" McKale	Bill McGowen	2-1	1-1
1918	No Team Fielded, World War I			
1919	J.F. "Pop" McKale	Emzy Lynch	5-1	2-0
1920	J.F. "Pop" McKale	A.L. Slonaker	4-1	2-0
1921	J.F. "Pop" McKale	Walt Wofford	4-2	3-0
1922	J.F. "Pop" McKale	John Hobbs	5-3	1-0
	Christmas Classic Bowl			
1923	J.F. "Pop" McKale	Marvin Clark	3-3	2-0
1924	J.F. "Pop" McKale	Kirke LaShelle	2-4	0-0
1925	J.F. "Pop" McKale	Charles Gilliland	3-3-1	0-0
1926	J.F. "Pop" McKale	Bob Crouch	4-1-1	1-0
1927	J.F. "Pop" McKale	Martin Gentry	3-2-1	1-0
1928	J.F. "Pop" McKale	Ted Diebold	5-1-2	0-0
1929	J.F. "Pop" McKale	Wendell Acuff	7-1	0-0
1930	J.F. "Pop" McKale	Waldo Dicus, Bill Hargis	6-1-1	0-0

Border Conference

Year	Coach	Captain(s)	All W-L	League W-L	Place
1931	Fred A. Enke	Horace Collier	3-5-1	1-1-1	2nd
1932	A.W. "Gus" Farwick	Bill Davies	4-5	3-2	2nd
1933	G.A. "Tex" Oliver	Clarence Sample	5-3	3-2	3rd
1934	G.A. "Tex" Oliver	Bud Robinson	7-2-1	2-1-1	3rd
1935	G.A. "Tex" Oliver	Charles Cochran	7-2	4-0	1st
1936	G.A. "Tex" Oliver	None	5-2-3	3-0-1	1st
1937	G.A. "Tex" Oliver	None	8-2	3-1	3rd
1938	Orian M. Landreth	George Ahee	3-6	0-3	5th
1939	Miles W. Casteel	Tom Hargis	6-4	1-2	4th
1940	Miles W. Casteel	John Black	7-2	3-1	2nd
1941	Miles W. Casteel	Emil Banjavcic	7-3	5-0	1st-T
1942	Miles W. Casteel	Murl McCain	6-4	4-2	4th
1943	(No Team Fielded)				
1944	(No Team Fielded)				
1945	Miles W. Casteel	Boyd Morse	5-0	No Conf. Play	
1946	Miles W. Casteel	Virgil Marsh	4-4-2	2-2-1	4th
1947	Miles W. Casteel	Fred Knez	5-4-1	3-2	4th
1948	Miles W. Casteel	Art Converse, Harry Varner	6-5	3-2	3rd-T
1949	Robert E. Winslow	Max Spilsbury,	2-7-1	2-4	6th
	Roy Rivenburg				
1950	Robert E. Winslow	Eddie Wolgast	4-6	2-4	6th
1951	Robert E. Winslow	Bill Glazier, Jim Donarski	6-5	4-3	4th
1952	Warren Woodson	Dick Christiansen	6-4	3-2	3rd
1953	Warren Woodson	Buddy Lewis	4-5-1	3-1	4th
1954	Warren Woodson	Buddy Lewis, Glen Bowers	7-3	3-2	4th
1955	Warren Woodson	Bill Codd, Paul Hatcher	5-4-1	1-2-1	5th
1956	Warren Woodson	Paul Hatcher, Art Luppino	4-6	1-3	5th
1957	Edward A. Doherty	Allen Polley, Jack Davis	1-8-1	0-4	6th
1958	Edward A. Doherty	Ralph Hunsaker	3-7	2-1	DNQ
1959	Jim LaRue	Gary Copper, Jim Geist	4-6	1-2	DNQ
1960	Jim LaRue	Tony Matz	7-3	3-0	DNQ
1961	Jim LaRue	Bob Garis, Eddie Wilson	8-1-1	(independent)	

Western Athletic Conference

Year	Coach	Captain(s)	All W-L	League W-L	Place
1962	Jim LaRue	Ken Cook, Howard Breinig	5-5	2-2	2nd
1963	Jim LaRue	Ted Christy, Gerald Zeman	5-5	2-2	2nd

1964	Jim LaRue	John Briscoe, Larry Fairholm	6-3-1	3-1	1st-T
1965	Jim LaRue	Tom Malloy, Woody King, Jim Pazerski	3-7	1-4	6th
1966	Jim LaRue	Woody King, Roger Calderwood	3-7	1-4	5th
1967	Darrell Mudra	J. Jones, B. Nemeth, J. Scott	3-6-1	1-4	5th
1968	Darrell Mudra	Tom Nelson, Mike Moody	8-3	5-1	2nd-T
1969	Robert W. Weber	Charles Duke, Dick Crossman	3-7	3-3	5th
1970	Robert W. Weber	J. Eggold, W. Lewis, Bill McKinley	4-6	2-4	5th

Western Athletic Conference

Year	Coach	Captain(s)	All W-L	League W-L	Place
1971	Robert W. Weber	Mark Arneson, Charlie McKee	5-6	3-3	3rd
1972	Robert W. Weber	Game Captains	4-7	4-3	4th
1973	James C. Young	R. Terrell, M. Neal, Jim O'Connor	8-3	6-1	1st-T
1974	James C. Young	Rex Naumetz	9-2	6-1	2nd
1975	James C. Young	Bruce Hill	9-2	5-2	2nd
1976	James C. Young	Obra Erby	5-6	3-4	5th-T
1977	Tony Mason	Jon Abbott	5-7	3-4	5th-T

Pacific-10 Conference

Year	Coach	Captain(s)	All W-L	League W-L	Place
1978	Tony Mason	Neil Orr, Corky Ingraham	5-6	3-4	6th-T
1979	Tony Mason	Jim Krohn, Cleveland Crosby	6-5-1	4-3	3rd-T
1980	Larry Smith	Hubie Oliver	5-6	3-4	6th-T
1981	Larry Smith	Bob Gareeb	6-5	4-4	6th-T
1982	Larry Smith	Al Gross	6-4-1	4-3-1	5th
1983	Larry Smith	Chris Brewer, Ricky Hunley	7-3-1	4-3-1	5th
1984	Larry Smith	LaMonte Hunley	7-4	5-2	3rd-T
1985	Larry Smith	Allan Durden	8-3-1	5-2	2nd-T
1986	Larry Smith	Byron Evans	9-3	5-3	4th-T
1987	Dick Tomey	C. Cecil, R. Kindred, K. McKinney, C. Webb	4-4-3	2-3-3	7th
1988	Dick Tomey	J. DeBow, B. Henke, J. Tofflemire, B. Holley	7-4	5-3	3rd-T
1989	Dick Tomey	Kevin Singleton	8-4	5-3	2nd-T
1990	Dick Tomey	G. Coston, K. Singleton, D. Lewis, R. Warren	7-5	5-4	5th
1991	Dick Tomey	J. Fina, C. Gilbert, B. Roland	4-7	3-5	6th-T
1992	Dick Tomey	G. Malaulu, T. Parten, R. Maddox, H. Bray	6-5-1	4-3-1	5th
1993	Dick Tomey	B. Johnson, J. Phillips, B. Boyer	10-2	6-2	1st-T
1994	Dick Tomey	W. Smith, S. Harris, O. Carter, S. McLaughlin	8-4	6-2	2nd-T
1995	Dick Tomey	T. Bruschi, B. Sanders, D. White	6-5	4-4	5th-T
1996	Dick Tomey	J. Salave'a, A. Williams, R. Dice	5-6	3-5	5th-T
1997	Dick Tomey	R. James, J. Sprotte, R. Williams	7-5	4-4	5th-T
1998	Dick Tomey	K. Eafon, B. Baker, C. McAlister	12-1	7-1	2nd
1999	Dick Tomey	M. Bell, D. Polk, K. Smith	6-6	3-5	6th-T
2000	Dick Tomey	A. Koch, J. Tafoya, O. Jenkins	5-6	3-5	5th-T
2001	John Mackovic	S. Grace, B. Nash, A. Thomas	5-6	2-6	8th
2002	John Mackovic	Briggs, Makoa Freitas, J. Johnson, Wade, Worcester	4-8	1-7	9th
2003	Mack./Hankwitz	R. Sampay, C. Hardt, G. Love	2-10	1-7	10th
2004	Mike Stoops	M.Bell, Brooks	3-8	2-6	8th
2005	Mike Stoops	C.Williams, Torrey, Fraser, Fleming	3-8	2-6	8th
2006	Mike Stoops	M.Bell, Brooks, G. Harris, K. Lefotu	3-8	2-6	8th
2007	Mike Stoops	A. Cason, S. Steptoe, S. Larsen, M. Johnson	6-6	4-5	5th-T
2008	Mike Stoops	Cason, Larsen, Britton, Tuitama, A. Johnson	5-7	4-5	6th
		Britton, Ness, Palmer, Thomas, Tuitama	8-5	5-4	5th

2012 Arizona Football Media Guide

2009	Mike Stoops	Mitchell, T. Turner,	8-5	6-3	2nd
	Holiday Bowl	Nelson, Baxter			
2010	Mike Stoops	Baxter, Foles,	7-6	4-5	5th-T
	Valero Alamo Bowl	Mikaele, B. Reed			

Pac-12 Conference

Year	Coach	Captain(s)	All W-L	League W-L	Place
2011	Stoops/Kish	Antolin, Foles, Golden, Vassallo, Wade	4-8	2-7	10th-T

*No varsity games played. Number in parenthesis represents prep games played. #Played season as an independent.; DNQ-Did not play enough games to qualify for conference championship.

Conference Affiliation Notes

Arizona's first conference affiliation was with the Border Intercollegiate Athletic Conference, founded in 1931. Charter members were Arizona, Arizona State Teachers College-Flagstaff (now NAU), Arizona State Teachers College-Tempe (now ASU), New Mexico and New Mexico A&M (now New Mexico State). Subsequent additions were Texas Tech (1932-35), Texas Mines (now UTEP, 1935-61), Hardin-Simmons (1941-61) and West Texas Teachers College (now West Texas A&M, 1941-61). The league was disbanded in 1961... Arizona played as an independent in 1961, transitioning to membership in the Western Athletic Conference, which began in July 1962. Charter members were Arizona, Arizona State, Utah, New Mexico, Brigham Young and Wyoming. In 1967 UTEP and Colorado State joined. Arizona and ASU departed for the Pacific-10 Conference beginning with the 1978 football season, joining California, UCLA, USC, Stanford, Oregon, Oregon State, Washington and Washington State. Colorado and Utah accepted invitations to join the league in June 2010 and began play in the newly branded Pac-12 Conference in 2011.

All-Time Assistant Football Coaches

The following are known and listed UA assistant coaches, largely from 1959 to the present. The names in parentheses indicate the head coach during each tenure. Modern-day graduate assistants and part-time coaches are not listed. Individuals who served as head freshman coach are listed as assistants.

(Current staff in bold face; unit assignment noted where known)

Duane Akina, 1987-2000 (Dick Tomey) Defense and offense OC/DC

Pete Alamar, 1995-1999 (Dick Tomey) Offense

Chris Allen, 1980-86 (Larry Smith) Defense

Chuck Amato, 1980-81 (Larry Smith) Defense

Robert Anae, 2011- (Mike Stoops; Rich Rodriguez) Offense

Norm Andersen, 1992-93 (Dick Tomey) Offense

Moe Ankney, 1980-85 (Larry Smith) Defense DC

Steve Axman, 1980-84 (Larry Smith) Offense OC

Bob April, 1980-86 (Larry Smith) Defense

Dino Babers, 1995-2000 (Dick Tomey) Offense OC

Mike Barry, 1980-83 (Larry Smith) Offense

Bill Baker, 1971-72 (Bob Weber) Offense

John Baxter, 1990-91 (Dick Tomey) Specialty

Bill Bedenbaugh, 2007-2010 (Mike Stoops) Offense OL/OC

Bill Belknap, 1968-74 (Darrell Mudra, Bob Weber, Jim Young) Offense

Gary Bernardi, 1983-86 (Larry Smith) Offense

Steve Bernstein, 2001-03 (John Mackovic/Mike Hankwitz) Defense

John Black, 1945-48 (Miles Casteel)

Bob Bockrath, 1973-76 (Jim Young) Offense

Mike Borich, 2003 spring (John Mackovic) Offense

Jay Boulware, 2001-03 (John Mackovic/Mike Hankwitz) Offense

Craig Bray, 2003 (John Mackovic) Defense

Clarence Brooks, 1990-92 (Dick Tomey) Offense

Greg Brown, 2010 (Mike Stoops) Defense DC

Bob Bryant, 1950-51 (Bob Winslow)

Charlie Camp, 2002 (John Mackovic) Defense

Mike Canales, 2004-06 (Mike Stoops) Offense OC

Gerald Carr, 1991 (Dick Tomey) Offense

Jeff Casteel, 2012- (Rich Rodriguez (Defense DC)

Ed Cavanaugh, 1959-66 (Jim LaRue)

Garret Chachere, 2009-11 (Mike Stoops) Offense

Marvin Clark, 1926 (J.F. McKale)

Carl Cooper, 1954-64 (W. Woodson, E. Doherty, J. LaRue)

Vaughn Corley, 1947-48 (Miles Casteel)

Ortis Cromwell, 1950-51 (Bob Winslow)

Ed Cusick, 1923 (J.F. McKale)

Tom Cusick, 1926 (J.F. McKale)

Bob Davie, 1979 (Tony Mason) Defense

Walter Davis, 1924-25 (J.F. McKale)

Mike Deal, 2003 (John Mackovic/Mike Hankwitz) Offense OC

Charlie Dickey, 1992-2000 (D. Tomey), 2001-03 (Mackovic) Offense

Dana Dimel, 2005-09 (Mike Stoops) Offense

Rick Dykes, 2001-02 (John Mackovic) Offense

Sonny Dykes, 2007-10 (Mike Stoops) Offense OC

Rich Ellerson, 1992-95, 1997-2000 (Dick Tomey) Defense DC

Tony Dews, 2012- (Rich Rodriguez) Offense

Kasey Dunn, 2004-06 (Mike Stoops) Offense

Fred A. Enke, 1925-30, 1932-42, 1945-51 (J.F. McKale, Gus Farwick, Tex Oliver, Orian Landreth, Miles Casteel, Robert Winslow)

Dave Fagg, 1987-89 (Dick Tomey) Offense

Leo Felner, 1969-71 (Bob Weber)

Gene Fetter, 1857-58 (Ed Doherty)

Mike Flores, 1990-91 (Dick Tomey) Offense

Sailor Forch, 1925 (J.F. McKale)

John Ford, 1952-58 (Warren Woodson, Ed Doherty)

Buddy Geis, 1975-76 (Jim Young)

Tony Gibson, 2012- (Rich Rodriguez) Defense

Fred Glick, 1969-72 (Bob Weber) Defense

Gary Glick, 1972 (Bob Weber) Offense

Mike Gottfried, 1977 (Tony Mason) Offense

Ben Griffith, 1987-88 (Dick Tomey) Offense OC

Jeff Green, 1974-76 (Jim Young) Offense

Gary Grouwinkel, 1967 (Darrell Mudra)

Ken Gregory, 1966 (Jim LaRue)

Jeff Hammerschmidt, 1993-95 (Dick Tomey); 08-11 (Stoops) Defense SC

Mike Hankwitz, 1973-76 (Jim Young); 2003 (John Mackovic-5 games) DC

Jeff Hecklinski, 2003 (John Mackovic/Mike Hankwitz) Offense

Robert Herwig, 1952-53 (Warren Woodson)

Josh Heupel, 2005 (Mike Stoops) Offense

Pat Hill, 1990-91 (Dick Tomey) Offense OC

Van Howe, 1956-60 (W. Woodson, Ed Doherty, Jim LaRue)

Rob Ianello, 1993-2000 (Dick Tomey), 2001-02 (John Mackovic) Offense

Arnold Jeter, 1987-88 (Dick Tomey) Defense

Wayne Jones, 1977-78 (Tony Mason) Offense

Jack Jordan, 1978-79 (Tony Mason) Offense

Floyd Keith, 1983 (Larry Smith) Offense

Bobby Kennedy, 2001 (John Mackovic) Offense

Bill Kirelawich, 2012- (Rich Rodriguez) Defense

Tim Kish, 2004-11 (Mike Stoops) Defense-DC

Charlie Lee, 1974-76 (Jim Young) Offense

Spencer Leftwich, 2012- (Rich Rodriguez) Offense

Ed Linta, 1960-61 (Jim LaRue)

Seth Littrell, 2009-11 (Mike Stoops) Offense OC

Lawrence Livingston, 2000 (Dick Tomey) Offense

David Lockwood, 2012- (Rich Rodriguez) Defense

Marty Long, 1996-2000 (Dick Tomey), 2001-03 (Mackovic) Defense

Marc Lunsford, 1983-00 (Larry Smith to '86; Dick Tomey) Offense

Johnnie Lynn, 1988-93 (Dick Tomey) Defense

Larry Mac Duff, 1987-96 (Dick Tomey), 2001-02 (Mackovic) Defense DC

John Mackovic, 1973-76 (Jim Young) Offense

Calvin Magee, 2012- (Rich Rodriguez) Offense OC

Ron Marciniaik, 1959-66 (Jim LaRue)

John Matsko, 1986 (Larry Smith) Offense

Ned Matthews, 1949-51 (Bob Winslow)

Ron McBride, 1987-89 (Dick Tomey) Offense

Cecil (Cece) McGehee, 1967-70 (Darrell Mudra, Bob Weber)

J.F. McKale, 1935-36 (Gus Farwick, Tex Oliver)

Tom Morgan, 1966 (Jim LaRue)

Carl Mullenix, 1949 (Bob Winslow)

Dave Nichol, 2008-11 (Mike Stoops) Offense

Bob Palcic, 1984-85 (Larry Smith) Offense

Sam Papalii, 1987-88 (Dick Tomey) Offense

Willie Peete, 1971-82 (Weber, Young, Mason, Smith) Offense

Scott Pelluer, 2001-02 (John Mackovic) Defense

James Pierce, 1922 (J.F. McKale)

Asa Porter, 1920 (J.F. McKale)

Royal (Sharkey) Price, 1964-76 (LaRue, Mudra, Weber, Young) Defense

Chuck Purvis, 1969-70 (Bob Weber)

Phil Ramsey, 1962-63 (Jim LaRue)

Tom Reed, 1973 (Jim Young) Defense

Breham (Bud) Robinson, 1939-42, 1945-48 (Miles Casteel)

Joe Robinson, 2004-07 (Mike Stoops) Defense

Randy Robbins, 2000 (Dick Tomey) Defense

Mose Rison, 2003 (John Mackovic/Mike Hankwitz) Offense

Tom Roggeman, 1977-79, 1982-86 (Tony Mason, Larry Smith) Defense

Jake Rowden, 1959-66 (Jim LaRue)

Keith Rowen, 1979-82 (Tony Mason, Larry Smith) Offense

Joe Salave'a, 2011 (Mike Stoops) Defense

Frank Sancet, 1949-55 (Bob Winslow, Warren Woodson)

Frank Scelfo, 2010-11 (Mike Stoops) Offense

Ray Shackelford, 1964-65 (Jim LaRue)

Bob Shaw, 1977-79 (Tony Mason) Defense

William (Rip) Scherer, 1989-90 (Dick Tomey) Offense OC

Clarence Shelmon, 1984-86 (Larry Smith) Defense

Karl Singer, 1977-79 (Tony Mason) Defense

Louis Slonaker, 1922-23 (J.F. McKale)

Homer Smith, 1996-97 (Dick Tomey) Offense

Larry Smith, 1973-75 (Jim Young) Defense

Michael Smith, 2007-09 (Mike Stoops) Offense

Richard Smith, 1987 (Dick Tomey) Defense

Rod Smith, 2012- (Rich Rodriguez) Offense Co-OC

Terry Snowday, 1926 (J.F. McKale)

Jim Speight, 1962-63 (Jim LaRue)

Max Spillsbury, 1955 (Warren Woodson)

Steve Spurrier Jr., 2004 (Mike Stoops)

Hank Stanton, 1952-54 (Warren Woodson)

Mark Stoops, 2004-09 (Mike Stoops) Defense DC

Bob Svob, 1941, 1947-48 (Miles Casteel)

Roy Tatum, 1956-66, 1971-72 (Woodson, Doherty, LaRue, Weber)

Mike Tuiasosopo, 2004-2010 (Mike Stoops) Defense

Bob Valesente, 1977-79 (Tony Mason) Defense

Charlie Vasser, 1952-54 (Warren Woodson)

Elmer Vickers, 1939-40 (Miles Casteel)

Don Vosburg, 1949-51 (Bob Winslow)

Bob Wagner, 1998-2000 (Dick Tomey) Defense

Ryan Walters, 2011 (Mike Stoops) Defense

Walt Weaver, 1967-68 (Darrell Mudra)

Bob Weber, 1967-68 (Darrell Mudra)

George Werner, 1972 (Bob Weber)

Charlie Williams, 2004-06 (Mike Stoops) Offense

Ted Williams, 1994 (Dick Tomey) Offense

Eddie Wilson, 1967-71 (Darrell Mudra, Bob Weber) Offense

Vane Wilson, 1952 (Warren Woodson)

Eric Wolford, 2004-06 (Mike Stoops) Offense

Jeff Woodruff, 1998-99 (Dick Tomey) Offense

Kevin Wolthausen, 1985-86 (Larry Smith) Defense

Darrell Wyatt, 2007 (Mike Stoops) Offense

Tony Yelovich, 1977-79 (Tony Mason) Offense

Jim Young, 1992-94 (Dick Tomey) Offense OC

Ed Zaunbrecher, 1975-76 (Jim Young) Offense

Lou Zarza, 1939-42 (Miles Casteel)

2012 Arizona Football Media Guide

Year-by-Year Scores

*home games

1899 (1-1-1)

Coach Stuart F. Forbes
Captain G. Parker

0	Tucson Town*	0
2	Arizona State*	11
22	Tucson Indians*	5

1900 (3-1)

Coach William Skinner
Captain C. Day

34	Tucson Indians*	0
45	City of Indians*	0
52	Tucson Indians*	0
0	Phoenix Indians	6

1901 (4-1)

Coach William Skinner
Captain Leslie Gillett

22	Tucson Indian Sch.*	0
47	Tucson Indian Sch.*	6
40	Tucson Indian Sch.*	0
0	Phoenix Indian Sch.	13
6	Phoenix Indian Sch.*	0

1902 (5-0)

Coach Leslie Gillett
Captain Bard L. Cosgrove

17	Tucson Indian Sch.*	0
43	Tucson Indian Sch.*	0
28	Fort Grant*	0
12	Arizona State*	0
34	Ft. Huachuca @ Naco	0

1903 (2-0)

Coach Orin A. Kates
Captain Leo Rosenberg

28	Tucson Indian Sch.*	0
21	Tucson Indian Sch.*	10

1904 (3-1-2)

Coach Orin A. Kates
Captain B. Hatcher

0	Tucson Indian Sch.*	0
6	Tucson Indian Sch.*	5
0	Phoenix H.S.	37
26	Tucson Indian Sch.*	0
28	Tucson Indian Sch.*	0
6	Tombstone*6	

1905 (4-2)

Coach W.M. Ruthrauff
Captain John Ruthrauff

34	Phoenix Indian Sch.*	0
6	Tucson Indian Sch.*	0
22	Tucson Indian Sch.*	0
17	Tombstone	0
5	Pomona	41
0	Loyola(Calif.)#	55

#First night game

1906 No Team Fielded

1907 No Team Fielded

1908 (5-0)

Coach H.B. Galbraith
Captain R. Burnham

27	Tucson Indians*	0
43	Tucson Indians*	0
36	Tucson Athletic*	0
20	Tucson Indians*	0
10	New Mexico	5

1909 (3-1)

Coach H.B. Galbraith
Captain T. Rice

33	Ft. Huachuca*	0
6	New Mexico St.	0
21	Prescott H.S.*	0
11	New Mexico*	23

1910 (5-0)

Coach George F. Shipp
Captain C. Roletti

21	Tucson H.S.*	0
29	El Paso Military*	0

18	New Mexico St.*	2
1	New Mexico(default)	0
18	Tucson H.S.	6

1911 (3-1-1)

Coach George F. Shipp
Captain C. Rolfe

6	New Mexico	0
0	New Mexico St.	3
5	El Paso Military	0
0	Tucson H.S.*	0
5	Tucson H.S.*	0

1912 (2-1)

Coach R.L. Quigley
Captain R. Merritt

19	Tucson H.S.*	0
14	New Mexico St.	21
22	New Mexico	9

1913 (2-2)

Coach Frank A. King
Captain J. McIntosh

6	New Mexico St.	12
13	Phoenix Indians*	0
0	Occidental*	27
7	New Mexico	3

1914 (4-1)

Coach J.F. McKale
Captain T. Smith

21	Douglas YMCA*	0
34	Arizona State*	0
0	Occidental	14
10	New Mexico St.	0
7	Pomona*	6

1915 (5-3)

Coach J.F. McKale
Captain W. Porter

14	Douglas YMCA	0
7	Arizona State*	0
7	Pomona	3
56	Phoenix Indian Sch.*	0
49	22nd Inf. (Douglas)*	0
0	New Mexico St.	3
0	Western New Mexico	6
0	Whittier*	22

1916 (5-3)

Coach J.F. McKale
Captain J. Hendry

16	Douglas YMCA	0
29	22nd Inf. (Douglas)*	0
10	Whittier	26
41	Texas El Paso*	0
55	Phoenix Indians*	0
73	New Mexico St.*	0
16	Rice	47
7	USC @ Phoenix	20

1917 (3-2)

Coach J.F. McKale
Captain J.B. McGowan

6	USC	31
26	New Mexico St.	7
41	U.S. Field Artillery*	0
0	Camp Harry Jones Officers*	3
45	Whittier	0

1918 No Team Fielded

1919 (7-1)

Coach J.F. McKale
Captain E. Lynch

59	Arizona State*	0
60	Phoenix Indians*	0
20	Soldiers*	0
33	New Mexico State	0
1	Whittier (default)	0
7	Pomona*	19
46	Texas El Paso*	0
27	Occidental* 0	

1920 (6-1)

Coach J.F. McKale
Captain A.L. Slonaker

51	Phoenix Indians*	20
167	Camp Harry Jones*	0

60	Texas El Paso	7
41	New Mexico St.*	0
0	Pomona	31
28	New Mexico*	7
34	Redlands*	0

1921 (7-2)

Coach J.F. McKale
Captain W. Wofford

84	Bisbee Legion*	13
75	Phoenix Indians*	0
13	Texas A&M	17
74	Texas El Paso*	0
31	New Mexico St.	0
24	New Mexico	0
110	N.M. Military J.C.*	0
7	Whittier*	0

East-West Christmas Classic Bowl, San Diego (Dec. 26)

0	Centre (Ky.)	38
---	--------------	----

1922 (6-3)

Coach J.F. McKale
Captain J. Hobbs

19	Phoenix Indians*	0
0	USC	15
7	Santa Clara	8
21	New Mexico St.*	7
20	St. Mary's (Ca.)*	3
10	New Mexico*	0
7	Rice	14
18	Texas El Paso	0
7	Utah State @ Phoenix	6

1923 (5-3)

Coach J.F. McKale
Captain J. Clark

48	Phoenix Indians*	0
19	Phoenix J.C.*	13
12	Texas El Paso*	7
20	St. Mary's (Ca.)	22
14	New Mexico	7
7	UC Davis @ Phoenix	9
6	USC	69
20	Santa Clara*	0

1924 (2-4)

Coach J.F. McKale
Captain K. LaShelle

0	USC	29
7	Utah	32
7	New Mexico St.*	0
14	Nevada Reno	23
0	New Mexico*	3
12	UC Davis*	6

1925 (3-3-1)

Coach J.F. McKale
Captain C. Gilliland

13	Arizona State*	3
0	Utah*	9
0	USC	56
33	New Mexico St.*	0
24	New Mexico	0
0	Texas	20
0	Nevada Reno*	0

1926 (5-1-1)

Coach J.F. McKale
Captain R. Crouch

54	Phoenix J.C.*	0
35	Arizona State*	0
7	New Mexico St.	0
16	Whittier*	6
21	New Mexico*	0
7	Occidental+	9
3	Colorado State*	3
+L.A. Memorial Coliseum		

1927 (4-2-1)

Coach J.F. McKale
Captain M. Gentry

14	Occidental* 14	
19	Texas El Paso	6
65	Eastern Arizona JC*	0
33	New Mexico St.*	6
6	New Mexico	7
16	UCLA*	13
12	Whittier*	13

1928 (5-1-2)

Coach J.F. McKale
Captain T. Diebold

7	UCLA	7
13	Pomona*	6
39	Arizona State	0
12	Texas El Paso	6
6	New Mexico*	6
7	USC	78
40	New Mexico St.*	0
28	Whittier*	7

1929 (7-1)

Coach J.F. McKale
Captain W. Acuff

16	Occidental+	7
35	Cal Tech*++	0
19	Texas El Paso	0
28	New Mexico St.*	0
26	Arizona State*	0
12	Pomona @ Phoenix	15
6	New Mexico	0
40	Whittier*	0

+Played in Rose Bowl, night
++First game in Arizona Stadium

1930 (6-1-1)

Coach J.F. McKale
Captain W. Dicus & W. Hargis

26	Cal Tech+	12
0	Rice	21
6	Arizona State*	0
21	Occidental @ Phoenix	0
20	Pomona*	0
0	Texas El Paso	0
33	New Mexico*	0
16	Colorado State*	0

+Played in Rose Bowl, night

1931 (3-5-1)

Coach Fred Enke
Captain H. Collier

0	San Diego State*#	8
19	Pomona*	0
0	Oklahoma St.	31
0	Rice*	32
6	Arizona State&	19
19	Northern Arizona	12
7	New Mexico	7
14	DePaul*	13
7	Colorado*	27

#First night game in Arizona Stadium
&First Border Conference Game

1932 (4-5)

Coach A.W. Farwick
Captain W.W. Davies

19	Occidental# 0	
6	Loyola (Calif)*	33
12	New Mexico St.*	7
0	Texas Tech	21
20	Arizona State	6
6	NAU @Phoenix	7
13	New Mexico*	6
0	San Diego St.	13
6	Oklahoma State	13

Played in Rose Bowl, night

1933 (5-3)

Coach G.A. Oliver
Captain C. Sample

18	Occidental*	0
13	Loyola (Calif)	14
0	Texas Tech*	7
6	New Mexico State	0
24	Northern Arizona*	0
0	New Mexico	7
26	Arizona State	7
26	Whittier*	0

1934 (7-2-1)

Coach G.A. Oliver
Captain B. Robinson

7	San Diego St.*	0
7	Colorado St.	3
14	Whittier	7
0	Loyola (Calif)*	6
0	New Mexico St.*	0
14	New Mexico*	0

2012 Arizona Football Media Guide

26	Oklahoma City U	6
32	Arizona State*	6
7	Texas Tech*	13
31	Pacific @ Phoenix	7

1935 (7-2)

Coach G.A. Oliver		
Captain C. Cochran		
26	Arizona State*	0
7	Centenary	14
45	Whittier*	0
6	Loyola (Calif)	13
9	New Mexico State*	6
27	Oklahoma City U*	0
7	Texas Tech	6
38	New Mexico	6
53	Drake*	0

1936 (5-2-3)

Coach G.A. Oliver		
Captain None		
32	Brigham Young *	6
6	Utah	14
18	Arizona State	0
13	Centenary*	13
28	New Mexico State*	7
0	Kansas	0
28	New Mexico*	0
0	Michigan State	7
58	Wyoming* @ Phoenix	0
7	Texas Tech*	7

1937 (8-2)

Coach G.A. Oliver		
Captain None		
20	Arizona State*	6
22	Okl. State* @ Phoenix	13
0	Texas Tech	20
13	Centenary*	18
27	New Mexico State*	12
13	Loyola (Calif)	6
23	New Mexico	0
9	Kansas*	7
47	Colorado State*	0
20	Oregon*	6

1938 (3-6)

Coach Orian M. Landreth		
Captain G. Ahee		
7	SMU	29
6	New Mexico State*	7
0	Santa Clara* @ Phoenix	27
14	Loyola (Calif)	12
7	New Mexico*	20
7	Centenary	6
14	Texas El Paso*	26
20	Marquette*	12
0	Montana*	7

1939 (6-4)

Coach Miles W. Casteel		
Captain T. Hargis		
21	Pomona*	0
0	Minnesota	62
20	New Mexico St.*	3
6	Marquette	13
7	Centenary*	0
6	Texas El Paso	14
12	Pacific*	7
6	New Mexico	7
6	Montana*	0
25	Loyola (Calif.) @ Phoenix	7

1940 (7-2)

Coach Miles W. Casteel		
Captain J. Black		
41	Northern Arizona*	0
41	New Mexico St.*	0
0	Utah	24
29	Centenary*	6
24	Okl. St* @ Phoenix	0
20	Texas El Paso	13
20	Loyola (Calif)	13
12	New Mexico*	13
17	Marquette*	14

1941 (7-3)

Coach Miles W. Casteel		
Captain E. Banjavic		
7	Notre Dame	38

47	New Mexico State*	0
26	Nevada Reno*	7
31	New Mexico	6
20	Arizona State	7
33	Texas El Paso*	14
41	Northern Arizona*	0
14	Oklahoma State*	41
28	Kansas State*	21
6	Utah*	12

1942 (6-4)

Coach Miles W. Casteel		
Captain M. McCain		
53	New Mexico State*	0
14	Utah*	0
23	Arizona State	0
20	Oklahoma State*	6
0	Marquette	39
26	Hardin Simmons*	34
14	New Mexico*	13
19	Texas El Paso	7
7	Texas Tech*	13
0	2nd Air Force*	27

1943 No Football (World War II)

1944 No Football

1945 (5-0)

Coach Miles W. Casteel		
Captain B. Morse		
52	Northern Arizona*	6
46	San Diego State	0
30	Williams Field*	0
37	Cal Poly-SLO*	6
28	San Diego State*	0

1946 (4-4-2)

Coach Miles W. Casteel		
Captain V. Marsh		
0	Marquette	20
8	Hardin Simmons*	19
21	Santa Clara*	21
13	New Mexico	13
0	Texas Tech*	16
28	Kansas State*	7

1947 (5-4-1)

Coach Miles W. Casteel		
Captain H. Varner & A. Converse		
14	San Diego State*	6
14	Utah	47
20	Hardin Simmons*	14
7	Michigan State	61
0	Texas Tech*	31
33	Arizona State*	21
14	New Mexico	6
14	Texas El Paso*	25
14	Iowa State*	7
24	Marquette @ Phoenix	14
Salad Bowl, Phoenix (Jan, 1, 1949)		
13	Drake	14

1949 (2-7-1)

Coach Bob Winslow		
Captain M. Spilsbury & R. Rivenburg		
40	New Mexico State*	7
12	Utah*	12
0	Hardin Simmons	35
0	Texas El Paso*	28
7	Texas Tech	27
6	Denver	20
46	New Mexico*	14
7	Arizona State	34
0	Michigan State*	75

0	Kansas*	46
---	---------	----

1950 (4-6)

Coach Bob Winslow		
Captain E. Wolgast		
26	West Texas*	34
14	Utah	27
32	Hardin Simmons*	28
13	Texas El Paso	14
25	Colorado	28
19	Denver*	14
38	New Mexico	0
13	Arizona State*	47
7	Texas Tech*	39
27	Iowa State*	26

1951 (6-5)

Coach Bob Winslow		
Captain J. Donarski & B. Glazier		
67	New Mexico State*	13
7	Utah*	27
21	Oregon	39
28	West Texas*	13
19	Texas El Paso*	15
0	Texas Tech	41
32	New Mexico*	20
14	Arizona State	61
13	Idaho*	6
13	Hardin Simmons	14
32	Hawaii	21

1952 (6-4)

Coach Warren Woodson		
Captain J. Donarski & R. Christiansen		
57	Hawaii*	7
62	New Mexico State*	12
27	Utah	0
19	Colorado*	34
7	Marquette	37
13	Hardin Simmons*	12
13	New Mexico	7
18	Arizona State*	20
55	Texas El Paso	7
14	Texas Tech	19

1953 (4-5-1)

Coach Warren Woodson		
Captain B. Lewis		
7	Utah	28
14	Colorado	20
46	New Mexico State*	7
20	New Mexico*	0
0	Marquette*	14
39	West Texas*	6
27	Texas Tech	52
20	Texas El Paso*	28
26	Kansas State*	26
35	Arizona State#	0
#First TV game, statewide		

1954 (7-3)

Coach Warren Woodson		
Captain B. Lewis & G. Bowers		
58	New Mexico State*	0
54	Utah	20
18	Colorado*	40
35	Idaho*	13
41	New Mexico	7
48	West Texas*	12
6	Texas Tech*	28
21	Texas El Paso	41
54	Arizona State*	14
42	Wyoming*	40

1955 (5-4-1)

Coach Warren Woodson		
Captain P. Hatcher & W. Codd		
20	Colorado State*	7
0	Colorado	14
47	Idaho*	14
20	West Texas*	20
0	Texas El Paso*	29
27	Oregon*	46
7	Texas Tech	27
29	Montana*	0
27	New Mexico*	6
7	Arizona State	6

1956 (4-6)

Coach Warren Woodson		
Captain P. Hatcher & A. Luppino		
27	Montana @ Phoenix	12
20	Wyoming*	26
60	South Dakota State*	0
7	Utah State*	12
6	Texas El Paso	28
26	New Mexico	12
7	Texas Tech*	21
20	West Texas*	13
0	Arizona State*	20
7	Colorado*	38

1957 (1-8-1)

Coach Ed Doherty		
Captain A. Polley & J. Davis		
14	Brigham Young*	14
13	Missouri	35
14	Colorado	34
0	New Mexico*	27
6	Texas Tech*	28
20	West Texas*	21
20	Hardin Simmons*	28
14	Texas El Paso*	51
17	Marquette*	14
7	Arizona State	47

1958 (3-7)

Coach Ed Doherty		
Captain R. Hunsaker		
7	Utah State*	6
0	Iowa State*	14
0	Tulsa	34
12	Colorado*	65
13	New Mexico	33
16	Idaho*	24
15	West Texas*	8
6	Texas Tech	33
14	Texas El Paso	12
0	Arizona State*	47

Some Historical Notes

*Key dates in early Arizona football include the first collegiate game, against Arizona State on Thanksgiving Day in 1899, Nov. 22, when the Territorial Cup was first awarded... Another is Dec. 26, 1921, UA's first bowl appearance in the East-West Christmas Bowl in San Diego... The first game in Arizona Stadium was played against Cal Tech on Oct. 12, 1929... The first night game was against San Diego State in September 1931.

*The war years in 1943 and 1944 were not much different for Arizona than some teams nationally, with no football played. Half of the teams in final AP poll of 1943 included service teams and the service academies. There were five bowls after the 1944 season - the Rose, Orange, Cotton, Sugar and Sun. ...Some years later, the UA Student Union Memorial Building incorporated the bell from the U.S.S. Arizona, sunk during the Japanese attack on Pearl Harbor on Dec. 7, 1941. An electronic rendition of the bell still tolls every 15 minutes during the day from speakers atop the UA Administration Building.

*1958 was the first year of Arizona's pending transition to the Western Athletic Conference, with it not playing enough league games (3) to qualify for the Border Conference title. That situation lasted through 1960, and Arizona played officially as an independent in 1961 before beginning WAC play in 1962.

*Arizona's first televised game was broadcast statewide on Nov. 28, 1953, with the Cats at Arizona State. The game was not a network telecast.

2012 Arizona Football Media Guide

1959 (Won 4, Lost 6)

Coach Jim LaRue • Captains James Geist, Gary Cropper				
Sept. 19	L	14-18	Brigham Young	Tucson 21,481
Sept. 26	W	7-6	West Texas State	Canyon, Texas 8,500
Oct. 3	W	16-14	Idaho	Tucson 19,263
Oct. 17	L	7-28	New Mexico	Tucson 25,870
Oct. 24	L	0-18	Colorado	Tucson 20,076
Oct. 31	L	6-54	Utah	Salt Lake City, Utah 11,000
Nov. 7	W	30-26	Texas Tech	Tucson 12,759
Nov. 14	L	15-22	Air Force Academy	Boulder, Colo. 10,500
Nov. 21	W	14-10	Texas-El Paso	Tucson 19,062
Nov. 28	L	9-15	Arizona State	Tempe, Ariz. 32,500

1960 (Won 7, Lost 3)

Coach Jim LaRue • Captain Tim Matz				
Sept. 24	L	3-13	Utah	Tucson 24,595
Oct. 1	W	21-19	Wyoming	Tucson 20,167
Oct. 8	L	16-35	Colorado	Boulder, Colo. 34,152
Oct. 15	L	16-17	Tulsa	Tucson 23,525
Oct. 22	W	26-14	New Mexico	Albuquerque, N.M. 14,726
Oct. 29	W	21-14	West Texas State	Tucson 23,999
Nov. 5	W	32-3	Idaho	Tucson 17,131
Nov. 12	W	28-14	Texas-El Paso	El Paso, Texas 10,500
Nov. 19	W	35-16	Kansas State	Tucson 20,814
Nov. 26	W	35-7	Arizona State	Tucson 25,793

1961 (Won 8, Lost 1, Tied 1)

Coach Jim LaRue • Captains Eddie Wilson, Bob Garis				
Sept. 23	W	28-6	Colorado State	Tucson 25,083
Sept. 30	T	14-14	Nebraska	Lincoln, Neb. 34,721
Oct. 7	W	53-7	Hardin-Simmons	Tucson 24,453
Oct. 14	W	15-6	Oregon	Portland, Ore. 19,542
Oct. 21	W	22-21	New Mexico	Tucson 26,027
Oct. 28	L	23-27	West Texas State	Canyon, Texas 12,000
Nov. 4	W	20-15	Wyoming	Tucson 24,305
Nov. 11	W	43-7	Idaho	Tucson 21,303
Nov. 18	W	48-15	Texas-El Paso	Tucson 23,356
Nov. 25	W	22-13	Arizona State	Tempe, Ariz. 40,164

1962 (Won 5, Lost 5)

Coach Jim LaRue • Captains Kenneth Cook, Howard Breinig				
Sept. 22	W	27-21	Brigham Young	Tucson 24,276 1st WAC G
Sept. 29	L	25-35	New Mexico	Albuquerque, N.M. 28,171
Oct. 6	L	7-17	Missouri	Columbia, Mo. 45,338
Oct. 13	L	6-20	Air Force Academy	Tucson 26,631
Oct. 20	L	8-31	Wyoming	Laramie, Wyo. 16,202
Oct. 27	W	8-3	West Texas State	Tucson 22,682
Nov. 3	L	12-14	Idaho	Tucson 22,357
Nov. 10	W	14-13	Kansas State	Tucson 20,419
Nov. 17	W	7-0	Texas-El Paso	El Paso, Texas 8,500
Nov. 24	W	20-17	Arizona State	Tucson 29,290

1963 (Won 5, Lost 5)

Coach Jim LaRue • Captains Gerald Zeman, Ted Christy				
Sept. 21	L	0-43	Utah State	Tucson 25,284
Sept. 28	W	33-7	Brigham Young	Tucson 20,767
Oct. 5	L	2-7	Washington State	Spokane, Wash. 18,200
Oct. 12	W	13-7	Texas-El Paso	Tucson 24,902
Oct. 19	L	12-28	Oregon (TV)	Tucson 18,564
Oct. 26	W	6-3	West Texas State	Canyon, Texas 17,367
Nov. 2	W	15-7	Wyoming	Tucson 20,195
Nov. 9	W	34-7	Idaho	Tucson 17,765
Nov. 30	L	6-35	Arizona State	Tempe, Ariz. 41,140
Dec. 7	L	15-22	New Mexico	Tucson 16,569

1964 (Won 6, Lost 3, Tied 1)

Coach Jim LaRue • Captains John Briscoe, Larry Fairholm				
Sept. 26	W	39-6	Brigham Young	Tucson 26,218
Oct. 3	W	28-12	Washington State	Tucson 31,138
Oct. 10	L	7-10	New Mexico	Albuquerque, N.M. 20,844
Oct. 17	L	0-21	Oregon	Eugene, Ore. 18,000
Oct. 24	W	15-7	Wyoming	Tucson 27,383
Oct. 23	L	0-7	Air Force (TV)	Colorado Spgs, Colo. 32,325
Nov. 7	W	14-7	Idaho	Tucson 23,513
Nov. 14	W	14-0	Texas-El Paso	El Paso, Tex. 8,355
Nov. 21	T	0-0	Iowa State	Tucson 24,595
Nov. 28	W	30-6	Arizona State	Tucson 30,847

1965 (Won 3, Lost 7)

Coach Jim LaRue • Captains James Pazerski, Tom Malloy				
Sept. 18	W	16-9	Utah (TV)	Salt Lake City, Utah 11,063
Sept. 25	W	23-15	Kansas	Lawrence, Kan. 32,846
Oct. 2	L	0-19	Wyoming	Laramie, Wyo. 16,654
Oct. 9	L	2-24	New Mexico	Tucson 33,700
Oct. 16	L	3-21	Washington State	Spokane, Wash. 17,677
Oct. 23	L	7-13	San Jose State	Tucson 28,832
Nov. 6	W	10-3	Texas-El Paso	Tucson 24,681
Nov. 13	L	7-34	Air Force Academy	Tucson 28,391
Nov. 20	L	3-20	Brigham Young	Tucson 24,882
Nov. 27	L	6-14	Arizona State	Tempe, Ariz. 35,896

1966 (Won 3, Lost 7)

Coach Jim LaRue • Captains Richard King, Roger Calderwood				
Sept. 17	L	20-31	Iowa	Iowa City, Iowa 37,550
Sept. 24	L	13-35	Kansas	Tucson 33,147
Oct. 1	L	6-36	Wyoming	Laramie, Wyo. 13,283
Oct. 8	W	36-15	New Mexico	Albuquerque, N.M. 21,756
Oct. 22	L	19-24	Utah	Tucson 29,121
Oct. 29	L	14-16	Brigham Young	Tucson 24,420
Nov. 5	L	12-31	Oregon State	Portland, Ore. 13,067
Nov. 12	W	28-18	Washington State	Tucson 23,061
Nov. 19	W	27-24	Iowa State	Tucson 23,904
Nov. 26	L	17-20	Arizona State	Tucson 34,130

1967 (Won 3, Lost 6, Tied 1)

Coach Darrell Mudra • Captains John Jones, Bill Nemeth, James Scott				
Sept. 16	L	17-36	Wyoming	Tucson 36,667
Sept. 30	W	14-7	Ohio State	Columbus, Ohio 77,468
Oct. 7	L	3-17	Missouri	Columbia, Mo. 45,800
Oct. 14	T	9-9	Texas-El Paso	Tucson 36,949
Oct. 21	L	29-33	Utah	Tucson 35,348
Oct. 28	L	7-42	#10 Indiana	Tucson 33,566
Nov. 4	W	48-13	New Mexico	Tucson 20,965
Nov. 11	L	14-17	Brigham Young	Provo, Utah 24,442
Nov. 18	W	14-10	Air Force Academy	Tucson 27,657
Nov. 25	L	7-47	Arizona State	Tempe, Ariz. 41,567

1968 (Won 8, Lost 3)

Coach Darrell Mudra • Captains Thomas Nelson, Mike Moody				
Sept. 21	W	21-12	Iowa State	Ames, Iowa 21,000
Sept. 28	W	19-8	New Mexico	Albuquerque, N.M. 13,479
Oct. 5	W	25-0	Texas-El Paso	Tucson 37,300
Oct. 19	W	19-3	Brigham Young	Tucson 37,650
Oct. 26	L	13-16	Indiana	Bloomington, Ind. 44,847
Nov. 2	W	28-14	Washington State	Tucson 31,400
Nov. 9	W	14-10	Air Force Academy	Colorado Spgs, Colo. 32,196
Nov. 16	W	16-15	Utah	Salt Lake City, Utah 16,544
Nov. 23	W	14-7	#20 Wyoming	Tucson 40,500
Nov. 30	L	7-30	#20 Arizona State Sun Bowl	Tucson 41,350
Dec. 28	L	10-34	#18 Auburn	El Paso, Texas 32,302

1969 (Won 3, Lost 7)

Coach Bob Weber • Captains Charles Duke, Jim Grossman				
Sept. 20	L	7-23	Wyoming (TV)	Laramie, Wyo. 20,400
Sept. 27	L	27-42	Kansas St.	Tucson 38,750
Oct. 4	L	19-31	Iowa	Iowa City, Iowa 47,391
Oct. 11	L	17-34	Houston	Tucson 32,800
Oct. 18	W	26-10	Texas-El Paso	Tucson 30,000
Oct. 25	W	52-28	New Mexico	Tucson 31,500
Nov. 1	L	21-31	Brigham Young	Provo, Utah 28,941
Nov. 8	L	0-23	Syracuse	Syracuse, N.Y. 23,346
Nov. 15	W	17-16	#16 (Coaches) Utah	Tucson 23,400
Nov. 29	L	24-38	Arizona State	Tempe, Ariz. 49,106

1970 (Won 4, Lost 6)

Coach Bob Weber • Captains Billy McKinley, Willie Lewis, John Eggold				
Sept. 19	L	9-20	#8 Michigan	Ann Arbor, Mich. 80,386
Sept. 26	W	30-29	San Jose State	Tucson 38,800
Oct. 3	W	17-10	Iowa	Tucson 37,500
Oct. 10	W	24-17	Brigham Young	Tucson 32,500
Oct. 24	L	0-24	Utah	Salt Lake City, Utah 15,046
Oct. 31	L	20-23	#7 Air Force	Tucson 36,000
Nov. 7	L	7-35	New Mexico	Albuquerque, N.M. 18,110
Nov. 14	L	17-33	Texas-El Paso	El Paso, Texas 15,605
Nov. 21	W	38-12	Wyoming	Tucson 31,000
Dec. 5	L	6-10	#9 Arizona State (TV)	Tucson 38,500

1971 (Won 5, Lost 6)

Coach Bob Weber • Captains Charlie McKee, Mark Arneson				
Sept. 18	W	39-28	Washington State	Spokane, Wash. 13,500
Sept. 25	W	14-6	Texas-El Paso	El Paso, Texas 20,520
Oct. 2	L	10-13	Texas Tech (TV)	Tucson 31,000
Oct. 9	L	3-14	Wyoming	Laramie, Wyo. 19,100
Oct. 16	L	12-28	UCLA	Tucson 37,500
Oct. 23	W	14-3	Utah	Tucson 31,000
Oct. 30	L	28-34	New Mexico	Tucson 30,000
Nov. 6	W	34-22	Oregon State	Tucson 31,000
Nov. 13	W	27-14	Brigham Young	Provo, Utah 27,109
Nov. 20	L	10-39	San Diego State	San Diego, Calif. 21,681
Nov. 27	L	0-31	#9 Arizona State	Tempe, Ariz. 50,370

1972 (Won 4, Lost 7)

Coach Bob Weber • No Captains				
Sept. 9	W	17-0	Colorado State	Tucson 30,000
Sept. 16	L	7-34	Oregon	Eugene, Ore. 30,000
Sept. 23	L	6-28	Washington State	Tucson 30,000
Oct. 7	L	31-42	#14 UCLA	Los Angeles, Calif. 27,321
Oct. 14	W	27-15	New Mexico (TV)	Albuquerque, N.M. 15,672
Oct. 21	L	10-35	Texas Tech	Lubbock, Texas 33,320

2012 Arizona Football Media Guide

Oct. 28	W	45-22	Texas-El Paso	Tucson	28,000
Nov. 4	L	27-28	Utah	Salt Lake City, Utah	19,238
Nov. 11	W	21-7	Brigham Young	Tucson	26,500
Nov. 18	L	14-22	Wyoming	Tucson	30,500
Nov. 25	L	21-38	#18 Arizona State	Tucson	38,500

1973 (Won 8, Lost 3)

Coach Jim Young • Captains Ransom Terrell, James O'Conner, Mark Neal					
Sept. 8	W	31-0	Colorado State	Fort Collins, Colo.	17,217
Sept. 16	W	21-7	Wyoming	Laramie, Wyo.	19,718
Sept. 22	W	26-10	Indiana	Tucson	38,643
Oct. 6	W	23-20	Iowa	Iowa City, Iowa	40,365
Oct. 13	W	22-14	New Mexico	Tucson	39,582
Oct. 20	L	17-31	Texas Tech	Tucson	40,172
Oct. 27	W	42-21	Utah (TV)	Tucson	34,219
Nov. 3	W	35-18	Texas-El Paso	El Paso, Texas	6,960
Nov. 10	W	24-10	Brigham Young	Provo, Utah	19,597
Nov. 17	L	26-27	Air Force Academy	Tucson	39,733
Nov. 24	L	19-55	#13 Arizona State	Tempe, Ariz.	51,383

1974 (Won 9, Lost 2)

Coach Jim Young • Captain Rex Naumetz					
Sept. 14	W	17-10	San Diego State	Tucson	38,914
Sept. 21	W	35-20	Indiana	Bloomington, Ind.	35,683
Sept. 28	W	15-10	New Mexico	Albuquerque, N.M.	24,440
Oct. 5	W	42-13	Texas-El Paso	Tucson	38,051
Oct. 12	W	41-8	Utah	Salt Lake City, Utah	24,802
Oct. 19	L	8-17	#17 Texas Tech	Lubbock, Texas	40,231
Oct. 26	L	13-37	Brigham Young (TV)	Tucson	34,116
Nov. 9	W	34-21	Colorado State	Tucson	33,116
Nov. 16	W	27-24	Air Force Academy	Colorado Spgs, Colo.	34,802
Nov. 23	W	21-14	Wyoming	Tucson	34,467
Nov. 30	W	10-0	Arizona State	Tucson	40,782

1975 (Won 9, Lost 2)

Coach Jim Young • Captain Bruce Hill					
Sept. 20	W	16-0	Pacific	Tucson	37,720
Sept. 27	W	14-0	Wyoming	Laramie, Wyo.	21,720
Oct. 4	W	41-6	Northwestern	Tucson	38,501
Oct. 11	W	36-0	Texas-El Paso	El Paso, Texas	15,700
Oct. 18	W	32-28	Texas Tech	Tucson	39,854
Oct. 25	L	34-44	New Mexico	Tucson	35,878
Nov. 1	W	36-20	Brigham Young	Provo, Utah	27,882
Nov. 8	W	31-24	#13 San Diego State	San Diego, Calif.	53,611
Nov. 15	W	31-9	Colorado State	Fort Collins, Colo.	19,887
Nov. 22	W	38-14	Utah	Tucson	39,227
Nov. 29	L	21-24	#8 Arizona State	Tempe, Ariz.	51,388

1976 (Won 5, Lost 6)

Coach Jim Young • Captain Obra Erby					
Sept. 11	W	31-19	Auburn	Tucson	52,206
Sept. 18	L	9-37	#5 UCLA	Los Angeles, Calif.	41,651
Sept. 25	L	16-23	Brigham Young	Tucson	45,918
Oct. 2	W	27-15	Northwestern	Evanston, Ill.	23,097
Oct. 9	W	63-12	Texas-El Paso	Tucson	42,177
Oct. 23	L	27-52	#8 Texas Tech	Lubbock, Texas	44,890
Oct. 30	W	38-35	Utah	Salt Lake City, Utah	18,231
Nov. 6	L	24-26	Wyoming	Tucson	51,809
Nov. 13	W	23-6	Colorado State	Tucson	44,716
Nov. 20	L	15-21	New Mexico	Albuquerque, N.M.	15,121
Nov. 27	L	10-27	Arizona State	Tucson	56,807

1977 (Won 5, Lost 7)

Coach Tony Mason • Captain Jon Abbott					
Sept. 10	L	10-21	Auburn	Auburn, Ala.	45,500
Sept. 17	L	14-21	San Diego St. (TV)	Tucson	42,135
Sept. 24	W	41-7	Iowa	Iowa City, Iowa	53,110
Oct. 1	L	12-13	Wyoming	Laramie, Wyo.	25,133
Oct. 8	L	26-32	#17 Texas Tech	Tucson	41,500
Oct. 22	W	45-17	Utah	Tucson	43,500
Oct. 29	L	14-34	#17 Brigham Young	Provo, Utah	33,106
Nov. 5	L	14-35	Colorado State	Tucson	41,016
Nov. 12	W	15-13	New Mexico	Tucson	40,500
Nov. 19	W	41-24	Texas-El Paso	El Paso, Texas	7,100
Nov. 26	L	7-23	#19 ASU (TV)	Tempe, Ariz.	56,326
Dec. 3	W	17-10	Hawaii	Honolulu, Hawaii	30,994

1978 (Won 5, Lost 6)

Coach Tony Mason • Captains Corky Ingraham, Neil Orr					
Sept. 9	W	31-0	Kansas State	Tucson	50,484
Sept. 16	W	21-7	Oregon State^^	Tucson	49,056
Sept. 23	L	26-41	Texas Tech	Lubbock, Texas	41,712
Sept. 30	W	23-3	Iowa	Tucson	46,851
Oct. 7	L	17-21	#3 Michigan	Ann Arbor, Mich.	104,913
Oct. 14	L	20-33	California	Tucson	54,121
Oct. 27	L	14-24	#10 UCLA	Los Angeles, Calif.	41,077
Nov. 4	L	21-31	#20 Washington	Seattle, Wash.	47,587
Nov. 11	W	24-3	Oregon	Eugene, Ore.	26,200
Nov. 18	W	31-24	Washington State	Tucson	49,557

Nov. 25	L	17-18	Arizona State	Tucson	58,090
(^^^First Pacific-10 Conference Game)					

1979 (Won 6, Lost 5, Tied 1)

Coach Tony Mason • Captains Jim Krohn, Cleveland Crosby					
Sept. 1	W	33-17	Colorado State	Tucson	50,323
Sept. 8	W	22-7	Washington State	Pullman, Wash.	26,753
Sept. 15	L	7-10	California	Tucson	52,124
Sept. 22	T	14-14	Texas Tech (TV)	Tucson	40,476
Sept. 29	W	38-18	San Jose State	Tucson	48,061
Oct. 13	W	24-13	Oregon	Tucson	47,681
Oct. 20	L	10-30	Stanford	Tucson	55,217
Nov. 3	L	7-34	#3 USC	Los Angeles, Calif.	62,054
Nov. 10	L	10-42	San Diego State	San Diego, Calif.	38,581
Nov. 17	W	42-18	Oregon State	Tucson	45,162
Nov. 24	W	27-24	Arizona State	Tempe, Ariz.	70,947
Fiesta Bowl					
Dec. 25	L	10-16	#10 Pittsburgh (TV)	Tempe, Ariz.	55,347

1980 (Won 5, Lost 6)

Coach Larry Smith • Captain Hubie Oliver					
Sept. 20	L	13-15	Colorado State	Tucson	48,511
Sept. 27	W	31-24	California	Berkeley, Calif.	41,000
Oct. 4	W	5-3	Iowa	Iowa City, Iowa	59,950
Oct. 11	L	10-27	#2 USC	Tucson	54,789
Oct. 18	L	14-38	Washington State	Tucson	47,132
Oct. 25	L	3-20	#2 Notre Dame	Tucson	56,211
Nov. 1	W	23-17	#2 UCLA	Tucson	42,876
Nov. 8	L	22-45	Washington	Seattle, Wash.	46,279
Nov. 15	W	63-35	Pacific	Tucson	39,576
Nov. 22	W	24-7	Oregon State	Corvallis, Ore.	15,300
Nov. 29	L	7-44	Arizona State (TV)	Tucson	53,108

1981 (Won 6, Lost 5)

Coach Larry Smith • Captain Bob Gareeb					
Sept. 12	L	18-35	#12 UCLA	Tucson	49,311
Sept. 19	L	13-14	California	Tucson	40,096
Sept. 26	W	37-16	Fullerton State	Tucson	36,279
Oct. 3	W	17-13	Stanford	Tucson	41,110
Oct. 10	W	13-10	#1 USC	Los Angeles, Calif.	56,315
Oct. 17	W	18-14	Oregon	Eugene, Ore.	24,264
Oct. 24	L	19-34	#16 Wash. State	Tucson	50,265
Oct. 31	W	48-15	Texas-El Paso	Tucson	35,642
Nov. 14	W	40-7	Oregon State	Corvallis, Ore.	8,000
Nov. 21	L	17-23	Fresno State	Tucson	38,107
Nov. 28	L	13-24	#18 Arizona State	Tempe, Ariz.	69,714

1982 (Won 6, Lost 4, Tied 1)

Coach Larry Smith • Captain Al Gross					
Sept. 11	W	38-12	Oregon State	Tucson	35,599
Sept. 18	L	13-23	#1 Washington	Tucson	48,984
Sept. 25	L	14-17	Iowa	Tucson	41,353
Oct. 9	T	24-24	#8 UCLA	Pasadena, Calif.	50,133
Oct. 16	W	16-13	#9 Notre Dame	South Bend, Ind.	50,075
Oct. 23	W	55-7	Pacific	Tucson	45,800
Oct. 30	W	34-17	Wash. State (TV)	Pullman, Wash.	27,412
Nov. 6	W	41-27	Stanford	Palo Alto, Calif.	41,789
Nov. 13	L	41-48	#16 USC	Tucson	55,110
Nov. 20	L	7-13	Oregon	Eugene, Ore.	16,489
Nov. 27	W	28-18	#6 Arizona State	Tucson	58,515

1983 (Won 7, Lost 3, Tied 1)

Coach Larry Smith • Captains Chris Brewer, Ricky Hunley					
Sept. 3	W	50-6	Oregon State	Tucson	40,570
Sept. 10	W	38-0	Utah	Tucson	44,904
Sept. 17	W	45-6	Washington State	Pullman, Wash.	25,000
Sept. 24	W	27-10	Fullerton State	Tucson	43,107
Oct. 1	T	33-33	California (TV)	Berkeley, Calif.	40,018
Oct. 8	W	52-21	Colorado State	Tucson	40,309
Oct. 15	L	10-19	Oregon	Tucson	45,233
Oct. 22	L	22-31	Stanford	Palo Alto, Calif.	40,208
Nov. 5	L	22-23	#20 Washington	Tucson	48,808
Nov. 12	W	27-24	UCLA (TV)	Tucson	42,640
Nov. 26	W	17-15	Arizona State	Tempe, Ariz.	70,033

1984 (Won 7, Lost 4)

Coach Larry Smith • Captain LaMonte Hunley					
Sept. 1	L	22-27	Fresno State	Tucson	43,477
Sept. 8	W	23-13	California	Tucson	41,244
Sept. 15	W	27-8	Oregon State	Portland, Ore.	25,139
Sept. 22	L	26-27	#12 Louisiana State	Baton Rouge, La.	78,052
Sept. 29	W	31-24	Long Beach State	Tucson	41,910
Oct. 6	W	28-14	#19 Oregon	Tucson	40,848
Oct. 20	L	14-17	#14 USC	Los Angeles, Calif.	65,411
Oct. 27	L	12-28	#1 Washington	Seattle, Wash.	57,467
Nov. 3	W	45-10	Utah State	Tucson	44,225
Nov. 10	W	28-14	Stanford	Tucson	44,836
Nov. 24	W	16-10	Arizona State	Tucson	58,132

2012 Arizona Football Media Guide

1985 (Won 8, Lost 3, Tied 1)

Coach Larry Smith • Captain Allan Durden					
Sept. 7	W	23-10	Toledo	Tucson	44,691
Sept. 14	W	12-7	Washington State	Tucson	46,437
Sept. 21	W	23-17	California	Berkeley, Calif.	39,500
Sept. 28	L	13-14	Colorado	Tucson	45,503
Oct. 5	W	28-6	#6 South.Methodist	Tucson	52,114
Oct. 19	W	41-0	San Jose State	Tucson	45,361
Oct. 26	L	17-28	Stanford	Palo Alto, Calif.	40,000
Nov. 2	W	27-6	Oregon State	Corvallis, Ore.	21,384
Nov. 9	L	19-24	#14 UCLA	Tucson	57,779
Nov. 16	W	20-8	Oregon	Tucson	35,779
Nov. 23	W	16-13	#20 (coaches) ASU Sun Bowl	Tempe, Ariz.	72,345
Dec. 28	T	13-13	Georgia	El Paso, Texas	52,203

1986 (Won 9, Lost 3)

Coach Larry Smith • Captain Byron Evans					
Sept. 6	W	37-3	Houston	Tucson	52,433
Sept. 13	W	37-10	Colorado State	Tucson	49,003
Sept. 20	W	41-17	Oregon	Eugene, Ore.	28,773
Sept. 27	W	24-21	Colorado (TV)	Boulder, Colo.	41,024
Oct. 11	L	25-32	UCLA (TV)	Pasadena, Calif.	51,279
Oct. 18	W	23-12	Oregon State	Tucson	52,669
Oct. 25	W	33-16	California	Tucson	49,016
Nov. 1	L	13-20	#18 USC	Tucson	55,046
Nov. 8	W	31-6	Washington State	Pullman, Wash.	17,000
Nov. 22	W	34-17	#4 Arizona State (TV)	Tucson	58,267
Nov. 30	L	24-29	Stanford (TV) Aloha Bowl	Tokyo, Japan	55,000
Dec. 27	W	30-21	North Carolina (TV)	Honolulu, Hawaii	26,743

1987 (Won 4, Lost 4, Tied 3)

Coach Dick Tomey • Captains Chuck Cecil, Randy Kindred, Kevin McKinney, Charles Webb					
Sept. 12	L	14-15	Iowa	Tucson	57,284
Sept. 19	W	20-9	New Mexico	Tucson	46,094
Sept. 26	L	24-34	#13 UCLA	Pasadena, Calif.	55,823
Oct. 3	W	45-7	Bowling Green	Tucson	43,948
Oct. 10	T	23-23	California	Berkeley, Calif.	35,000
Oct. 17	W	31-17	Oregon State	Tucson	48,494
Oct. 24	L	28-45	Washington State	Pullman, Wash.	22,269
Oct. 31	W	23-13	Stanford	Palo Alto, Calif.	34,000
Nov. 7	T	21-21	Washington	Tucson	50,021
Nov. 14	L	10-12	Southern California	Los Angeles, Calif.	51,428
Nov. 28	T	24-24	Arizona State (TV)	Tempe, Ariz.	70,839

1988 (Won 7, Lost 4)

Coach Dick Tomey • Captains James DeBow, Brad Henke, Bret Holley, Joe Tofflemire					
Sept. 3	W	24-13	Oregon State	Corvallis, Ore.	23,142
Sept. 10	W	35-19	Texas Tech	Tucson	46,334
Sept. 17	L	10-28	#4 Oklahoma	Norman, Okla.	75,004
Sept. 24	W	55-0	Eastern Michigan	Tucson	46,532
Oct. 1	L	15-38	#3 Southern Cal (TV)	Tucson	52,314
Oct. 15	W	45-28	#20 Wash.St. (TV)	Tucson	48,287
Oct. 22	L	3-24	#1 UCLA (TV)	Tucson	49,922
Oct. 29	L	7-10	California (TV)	Tucson	47,182
Nov. 5	W	16-13	Washington	Seattle, Wash.	65,504
Nov. 12	W	41-27	Oregon (TV)	Tucson	40,367
Nov. 26	W	28-18	Arizona State (TV)	Tucson	56,978

1989 (Won 8, Lost 4)

Coach Dick Tomey • Captain Kevin Singleton					
Sept. 2	W	19-3	Stanford (TV)	Tucson	48,712
Sept. 9	L	14-24	Texas Tech	Lubbock, Tex.	35,940
Sept. 16	W	6-3	#6 Oklahoma	Tucson	50,931
Sept. 23	W	20-17	#11 Washington (TV)	Tucson	50,935
Sept. 30	L	10-16	Oregon (TV)	Eugene, Ore.	39,631
Oct. 14	W	42-7	#22 UCLA (TV)	Tucson	51,562
Oct. 21	W	23-21	#15 Wash.State	Pullman, Wash.	36,090
Oct. 28	W	38-14	Pacific	Tucson	46,449
Nov. 4	L	28-29	California (TV)	Berkeley, Calif.	29,000
Nov. 11	L	3-24	#9 Southern Cal (TV)	Tucson	52,606
Nov. 25	W	28-10	Arizona State Copper Bowl	Tempe, Ariz.	74,926
Dec. 31	W	17-10	N. Carolina State (TV)	Tucson	37,237

1990 (Won 7, Lost 5)

Coach: Dick Tomey. Captains: Darryll Lewis, Gary Coston, Kevin Singleton, Rick Warren					
Sept. 8	W	28-16	#11 Illinois	Tucson	53,330
Sept. 15	W	25-10	New Mexico	Albuquerque, N.M.	26,472
Sept. 22	W	22-17	#23 (coaches) Ore	Tucson	53,283
Sept. 29	L	25-30	California (TV)	Tucson	52,731
Oct. 6	W	28-21	UCLA (TV)	Pasadena, Calif.	50,156
Oct. 13	L	21-35	Oregon State	Corvallis, Ore.	21,623
Oct. 20	W	35-26	#15 USC (TV)	Los Angeles, Calif.	68,212
Oct. 27	W	42-34	Washington St. (TV)	Tucson	55,520

Nov. 3	L	10-54	#5 Washington (TV)	Seattle, Wash.	70,111
Nov. 10	L	10-23	Stanford	Tucson	52,609
Nov. 24	W	21-17	Arizona State (TV) Aloha Bowl	Tucson	57,112
Dec. 25	L	0-28	Syracuse (TV)	Honolulu, Hawaii	32,217

1991 (Won 4, Lost 7)

Coach Dick Tomey • Captains John Fina, Craig Gilbert, Bobby Roland					
Sept. 7	L	14-38	#2 Ohio State (TV)	Columbus, Ohio	92,743
Sept. 14	W	28-23	Stanford (TV)	Tucson	43,055
Sept. 21	L	21-23	#24 California (TV)	Tucson	46,715
Sept. 28	W	45-21	Long Beach State	Tucson	46,334
Oct. 5	L	0-54	#3 Washington (TV)	Seattle, Wash.	72,495
Oct. 12	L	14-54	UCLA	Los Angeles, Calif.	45,944
Oct. 26	L	9-36	#2 Miami, Fla.	Tucson	53,349
Nov. 2	W	45-21	Oregon State	Tucson	42,082
Nov. 9	L	27-40	Washington State	Pullman, Wash.	21,520
Nov. 16	W	31-14	Southern Cal. (TV)	Tucson	41,053
Nov. 23	L	14-37	Arizona State	Tempe, Ariz.	73,427

1992 (Won 6, Lost 5, Tied 1)

Coach: Dick Tomey. Captains: Heath Bray, Richard Maddox, George Malauulu, Ty Parten					
Sept. 5	W	49-3	Utah State	Tucson	37,239
Sept. 12	L	20-23	Washington St. (TV)	Tucson	39,112
Sept. 19	T	14-14	Oregon State	Corvallis, Ore.	25,107
Sept. 26	L	7-8	#1 Miami	Miami, Fla.	47,049
Oct. 3	W	23-3	#11 UCLA (TV)	Tucson	50,708
Oct. 17	W	21-6	#8 Stanford	Palo Alto, Calif.	47,217
Oct. 24	W	24-17	California (TV)	Berkeley, Calif.	46,000
Oct. 31	W	30-0	New Mexico State	Tucson	38,463
Nov. 7	W	16-3	#1 Washington (TV)	Tucson	58,510
Nov. 14	L	7-14	#18 USC (TV)	Los Angeles, Calif.	53,849
Nov. 21	L	6-7	Arizona State John Hancock Bowl	Tucson	58,095
Dec. 31	L	15-20	Baylor (TV)	El Paso, Texas	41,622

1993 (Won 10, Lost 2)

Coach Dick Tomey • Captains Brant Boyer, Billy Johnson, Jey Phillips					
Sept. 4	W	24-6	Texas-El Paso	Tucson	44,414
Sept. 11	W	16-13	Pacific	Tucson	42,292
Sept. 18	W	16-14	Illinois	Champaign, Ill.	51,110
Sept. 25	W	33-0	Oregon State	Corvallis, Ore.	27,215
Oct. 2	W	38-7	Southern Cal (TV)	Tucson	56,075
Oct. 16	W	27-24	Stanford (TV)	Tucson	57,799
Oct. 23	W	9-6	#25 WSU (TV)	Tucson	46,675
Oct. 30	L	17-37	#15 UCLA (TV)	Pasadena, Calif.	66,656
Nov. 6	W	31-10	Oregon	Tucson	57,309
Nov. 13	L	20-24	California (TV)	Berkeley, Calif.	35,000
Nov. 26	W	34-20	Arizona State (TV) IBM OS/2 Fiesta Bowl	Tempe, Ariz.	73,115
Jan. 1	W	29-0	#10 Miami (Fla.) (TV)	Tempe, Ariz.	72,260

1994 (Won 8, Lost 4)

Coach Dick Tomey • Captains Ontiwaun Carter, Sean Harris, Steve McLaughlin, Warner Smith					
Sept. 1	W	19-14	Georgia Tech (TV)	Atlanta, Ga.	45,112
Sept. 10	W	44-0	New Mexico State	Tucson	52,889
Sept. 24	W	34-10	Stanford (TV)	Palo Alto, Calif.	42,593
Oct. 1	W	30-10	Oregon State	Tucson	54,245
Oct. 8	L	16-21	#23 Colorado State	Tucson	56,534
Oct. 15	W	10-7	#20 Wash.St. (TV)	Pullman, Wash.	37,600
Oct. 22	W	34-24	UCLA (TV)	Tucson	58,817
Oct. 29	L	9-10	Oregon (TV)	Eugene, Ore.	36,760
Nov. 5	W	13-6	California	Tucson	58,374
Nov. 12	L	28-45	#17 USC (TV)	Los Angeles, Calif.	61,264
Nov. 25	W	28-27	Arizona State (TV) Freedom Bowl	Tucson	58,810
Dec. 27	L	13-16	#14 Utah (TV)	Anaheim, Calif.	27,477

1995 (Won 6, Lost 5)

Coach Dick Tomey • Captains Tedy Bruschi, Brandon Sanders, Dan White					
Sept. 2	W	41-9	Pacific	Tucson	48,434
Sept. 7	W	20-19	Georgia Tech (TV)	Tucson	46,786
Sept. 16	L	7-9	Illinois (TV)	Champaign, Ill.	57,134
Sept. 23	L	10-31	#5 Southern Cal (TV)	Tucson	58,503
Sept. 30	W	20-15	California (TV)	Tucson	44,564
Oct. 14	L	10-17	UCLA (TV)	Los Angeles, Calif.	43,798
Oct. 21	L	17-31	Washington	Tucson	58,471
Oct. 28	W	24-14	Washington St. (TV)	Pullman, Wash.	32,924
Nov. 4	W	14-9	Oregon State (TV)	Corvallis, Ore.	22,913
Nov. 11	L	13-17	Oregon (TV)	Tucson	53,736
Nov. 24	W	31-28	Arizona State (TV)	Tempe, Ariz.	67,606

2012 Arizona Football Media Guide

1996 (Won 5, Lost 6)

Coach Dick Tomey • Captains Joe Salave'a, Armon Williams, Richard Dice

Aug. 31	W	23-3	Texas-El Paso	Tucson	40,388
Sept. 7	L	20-21	Iowa (TV)	Iowa City, Iowa	68,267
Sept. 14	W	41-0	Illinois (TV)	Tucson	43,012
Sept. 21	L	17-31	#24 Washington (TV)	Seattle, Wash.	73,414
Oct. 5	W	34-26	Washington St.	Tucson	47,405
Oct. 12	L	7-14	Southern Cal (TV)	Los Angeles, Calif.	51,088
Oct. 26	W	33-7	Oregon State	Tucson	43,716
Nov. 2	L	55-56	California [4 OT]	Berkeley, Calif.	35,000
Nov. 9	L	31-49	Oregon	Eugene, Ore.	40,721
Nov. 16	W	35-17	UCLA	Tucson	47,171
Nov. 23	L	14-56	Arizona State	Tucson	59,920

1997 (Won 7, Lost 5)

Coach: Dick Tomey • Captains Rusty James, Jimmy Sprotte, Rodney Williams

Sept. 4	L	9-16	Oregon (TV)	Eugene, Ore.	38,035
Sept. 13	W	24-10	Alabama-Birmingham	Tucson	36,309
Sept. 20	L	20-26	#9 Ohio State (TV)	Columbus, Ohio	91,152
Sept. 27	L	27-40	#24 UCLA (TV)	Pasadena, Calif.	50,188
Oct. 4	W	31-28	San Diego State	Tucson	39,195
Oct. 11	W	28-22	#16 Stanford (TV)	Tucson	40,273
Oct. 18	L	28-58	#10 Washington (TV)	Tucson	50,585
Oct. 25	L	34-35 OT	#10 Wash. St. (TV)	Pullman, Wash.	31,137
Nov. 8	W	27-7	Oregon State	Tucson	39,754
Nov. 15	W	41-38 OT	California (TV)	Tucson	37,111
Nov. 28	W	28-16	#12 Ariz. State (TV)	Tempe, Ariz.	73,682
			Insight.com Bowl		
Dec. 27	W	20-14	New Mexico (TV)	Tucson	49,385

1998 (Won 12, Lost 1)

Coach: Dick Tomey • Captains Chris McAlister, Kelvin Eafon, Barrett Baker

Sept. 3	W	27-6	Hawaii (ESPN2)	Honolulu, Hawaii	38,745
Sept. 12	W	31-14	Stanford (KTTU)	Stanford, Calif.	30,096
Sept. 19	W	35-11	Iowa (FOX Sports Net)	Tucson	52,634
Sept. 24	W	35-16	San Diego State (ESPN)	San Diego, Calif.	23,811
Oct. 3	W	31-28	#20 Washington (FSN)	Seattle, Wash.	71,469
Oct. 10	L	28-52	#5 UCLA (Fox Sports)	Tucson	58,738
Oct. 17	W	28-7	Ore. State (KTTU)	Corvallis, Ore.	30,231
Oct. 24	W	45-7	Northeast La. (KTTU)	Tucson	39,218
Oct. 31	W	38-3	#12 Oregon (FSN synd.)	Tucson	44,931
Nov. 7	W	41-7	Washington St. (KTTU)	Tucson	47,761
Nov. 14	W	27-23	California (FS synd.)	Berkeley, Calif.	36,500
Nov. 27	W	50-42	Arizona State (Fox Net)	Tucson	57,953
			Culligan Holiday Bowl		
Dec. 30	W	23-20	#9 Nebraska (ESPN)	San Diego, Calif.	65,354

1999 (Won 6, Lost 6)

Coach Dick Tomey • Captains Dennis Northcutt, Marcus Bell, DaShon Polk

Aug. 28	L	7-41	#3 Penn State (ABC)	University Park, Pa.	97,168
Sept. 5	W	35-31	Texas Christian (FSN)	Fort Worth, Texas	34,612
Sept. 11	W	34-19	Middle Tennessee (FSNA)	Tucson	48,573
Sept. 18	L	22-50	Stanford (FSN)	Tucson	47,273
Sept. 25	W	30-24	Washington St. (FNSA)	Pullman, Wash.	26,787
Oct. 9	W	31-24	#22 Southern Cal (ABC)	Tucson	51,418
Oct. 16	W	34-21	Texas-El Paso (FSNA)	Tucson	47,776
Oct. 23	L	41-44	Oregon (FSN)	Tucson	55,251
Oct. 30	W	33-7	UCLA (FSNA)	Los Angeles	42,612
Nov. 6	L	25-33	Washington (ABC)	Tucson	56,614
Nov. 13	L	20-28	Oregon State (FSN)	Corvallis, Ore.	33,314
Nov. 27	L	27-42	Arizona State (ABC)	Tempe, Ariz.	68,102

2000 (Won 5, Lost 6)

Coach Dick Tomey • Captains Adrian Koch, Joe Tafoya, Ortege Jenkins

Sept. 2	W	17-3	Utah (ESPN2)	Salt Lake City, Utah	41,352
Sept. 9	L	17-27	#18 Ohio State (FSN)	Tucson	57,367
Sept. 16	W	17-3	San Diego St. (KWBA)	Tucson	44,973
Sept. 30	W	27-3	Stanford (WB/FSNA)	Stanford, Calif.	31,165
Oct. 7	W	31-15	#22 Southern Cal (ABC)	Los Angeles, Calif.	49,342
Oct. 14	W	53-47 OT3	Washington St. (KWBA)	Tucson	50,350
Oct. 21	L	10-14	#7 Oregon (FSN)	Eugene, Ore.	45,950
Oct. 28	L	24-27	UCLA (ABC)	Tucson	45,540
Nov. 4	L	32-35	#8 Washington (ABC)	Seattle, Wash.	70,411
Nov. 11	L	9-33	#10 Oregon State (FSN)	Tucson	44,109
Nov. 24	L	17-30	Arizona State (FSN)	Tucson	54,297

2001 (Won 5, Lost 6)

Coach John Mackovic • Captains S.Grace, Brandon Nash, Anthony Thomas

Aug. 30	W	23-10	at San Diego State (ESPN2)	San Diego	28,366
Sept. 8	W	36-29	Idaho (FSNA)	Tucson	44,250
Sept. 22	W	38-21	Nevada-Las Vegas (KWBA)	Tucson	47,031
Sept. 28	L	21-48	*Washington State (KWBA)	Tucson	42,729
Oct. 6	L	28-63	#8 *Oregon (FSN)	Tucson	45,258
Oct. 13	L	3-38	*at Oregon State (FSN)	Corvallis, Ore.	36,619
Oct. 20	L	28-31	*at #15 Wash.(FSN Syn)	Seattle	71,108
Oct. 27	L	34-41	*USC (FSN Syn)	Tucson	46,399
Nov. 3	W	38-24	*at Cal KWBA (FSNA)	Berkeley, Calif.	26,222
Nov. 10	L	37-51	*Stanford (ABC West)	Tucson	40,632
Nov. 23	W	34-21	*at Arizona State (FSN)	Tempe, Ariz.	55,831

2002 (Won 4, Lost 8)

Coach John Mackovic • L.Briggs, J.Johnson, M.Freitas, B.Wade, J.Worcester

Aug. 31	W	37-3	Northern Arizona (FSNA)	Tucson	48,446
Sept. 14	W	23-17	Utah (FSNA)	Tucson	44,243
Sept. 21	L	10-31	at #22 Wisconsin (ESPN2)	Madison, Wis.	78,582
Sept. 28	W	14-9	North Texas	Tucson	37,917
Oct. 5	L	14-31	#8 Oregon (FSN)	Tucson	47,356
Oct. 12	L	28-32	at #22 Washington (FSNA)	Seattle	71,016
Oct. 17	L	6-16	at Stanford (FSNA-KWBA)	Palo Alto	33,800
Oct. 26	L	13-21	#9 Washington State (FSN)	Tucson	46,462
Nov. 2	L	3-38	at Oregon State (FSNA)	Corvallis, Ore.	36,644
Nov. 9	L	7-37	UCLA (FSNA)	Tucson	43,613
Nov. 16	W	52-41	at California	Berkeley	28,808
Nov. 29	L	20-34	Arizona State (FSN)	Tucson	47,005

2003 (Won 2, Lost 10)

Coach John Mackovic/Mike Hankwitz * R. Sampay, C. Hardt, G. Love

Aug. 30	W	42-7	UTEP	Tucson	40,264
Sept. 6	L	13-59	#13 LSU (TBS national)	Tucson	46,110
Sept. 13	L	10-48	Oregon (TBS national)	Tucson	40,462
Sept. 20	L	7-59	#25 Purdue	W. Lafayette	52,310
Sept. 27	L OT	10-13	#19 TCU (FSNA-KWBA)	Tucson	40,515
Oct. 4	L	7-30	#14 Washington St. (FSNA)	Pullman, Wash.	34,923
Oct. 11	L	21-24	UCLA (FSN)	Tucson	44,481
Oct. 25	L	14-42	California	Berkeley, Calif.	33,249
Nov. 1	L	23-52	Oregon State (FSNA)	Corvallis, Ore.	36,168
Nov. 8	W	27-22	Washington (FSNA)	Tucson	48,319
Nov. 15	L	0-45	#2 USC (TBS national)	Tucson	39,201
Nov. 28	L	7-28	Arizona State (FSN)	Tempe, Ariz.	55,498

2004 (Won 3, Lost 8)

Coach: Mike Stoops. Captains: Darrell Brooks, Mike Bell, Steve Fleming, Andre Torrey, Keoki Fraser, Carlos Williams

Sept. 4	W	21-3	Northern Arizona (FSNAZ)	Tucson	49,741
Sept. 11	L	6-23	#17 Utah (FSNAZ)	Tucson	52,790
Sept. 18	L	7-9	#20 Wisconsin (FSN)	Tucson	50,275
Oct. 2	L	19-20	Washington State (ABC)	Tucson	43,579
Oct. 9	L	17-31	at UCLA	Los Angeles	57,638
Oct. 16	L	14-28	at Oregon	Eugene, Ore.	58,237
Oct. 23	L	0-38	#7 California	Tucson	52,049
Oct. 30	L	14-28	Oregon State	Tucson	47,245
Nov. 6	W	23-13	at Washington	Seattle	63,225
Nov. 13	L	9-49	at #1 USC (FSN)	Los Angeles	80,167
Nov. 26	W	34-27	#18 Arizona State (FSN)	Tucson	55,095

2005 (Won 3, Lost 8)

Coach: Mike Stoops. Captains: Darrell Brooks, Mike Bell, Gilbert Harris, Kili Lefotu (*results of game below later vacated by NCAA)

Sept. 2	L	24-27	at Utah (ESPN)	Salt Lake City	45,528
Sept. 10	W	31-12	Northern Arizona (FSNAZ)	Tucson	55,728
Sept. 17	L	24-31	#12 Purdue	Tucson	56,400
Oct. 1	L	0-28	at #12 California (TBS)	Berkeley, Calif.	55,944
Oct. 8	L*	21-42	at #1 USC (FSN)	Los Angeles	90,221
Oct. 15	L	16-20	Stanford	Tucson	54,216
Oct. 22	L	21-28	#15 Oregon	Tucson	48,052
Oct. 29	W	29-27	at Oregon State	Corvallis, Ore.	40,759
Nov. 5	W	52-14	# 7 UCLA (FSNW2)	Tucson	55,775
Nov. 12	L	14-38	Washington (FSNAZ)	Tucson	52,505
Nov. 25	L	20-23	at Arizona State (FSN)	Tempe, Ariz.	67,635

2006 (Won 6, Lost 6)

Coach: Mike Stoops * Captains: A. Cason, S. Steptoe, S. Larsen, M. Johnson

Sept. 2	W	16-13	Brigham Young (TBS)	Tucson	58,450
Sept. 9	L	3-45	at #8 LSU (ESPN2)	Baton Rouge	92,221
Sept. 16	W	28-10	Stephen F. Austin (FSNA)	Tucson	47,402
Sept. 23	L	3-20	#3 USC (ABC)	Tucson	58,801
Sept. 30	L	10-21	Washington	Tucson	55,409
Oct. 7	L	7-27	at UCLA (FSNA)	Pasadena, Calif.	65,644
Oct. 14	W	20-7	at Stanford	Palo Alto, Calif.	39,317
Oct. 21	L	10-17	Oregon State	Tucson	57,113
Nov. 4	W	27-17	at #25 WSU	Pullman, Wash.	35,117
Nov. 11	W	24-20	#8 California (ABC)	Tucson	55,519
Nov. 18	W	37-10	at Oregon (FSNA)	Eugene, Ore.	58,029
Nov. 25	L	14-28	Arizona State (FSN)	Tucson	57,895

2007 (Won 5, Lost 7)

Coach: Mike Stoops * Captains: Cason, Larsen, E. Britton, Tuitama, A. Johnson

Sept. 1	L	7-20	Brigham Young (Versus)	Provo, Utah	64,525
Sept. 8	W	45-24	Northern Arizona	Tucson	52,638
Sept. 16	L	27-29	New Mexico (FSNA)	Tucson	51,996
Sept. 22	L	27-45	#8 Cal (Versus)	Berkeley, Calif.	56,021
Sept. 29	W	48-20	Washington St. (FSNA)	Tucson	50,945
Oct. 6	L	16-31	Oregon State	Corvallis, Ore.	40,489
Oct. 13	L	13-20	#10 USC (ABC)	Los Angeles	84,671
Oct. 20	L	20-21	Stanford (FSNA)	Tucson	55,270
Oct. 27	W	48-41	Washington (FSNA-syn)	Seattle	61,124
Nov. 3	W	34-27	UCLA (ABC)	Tucson	51,727
Nov. 15	W	34-24	#2Oregon (ESPN)	Tucson	50,387

2012 Arizona Football Media Guide

Dec. 1 L 17-20 #13 Arizona State (ESPN2) Tempe, Ariz. 71,706

2008 (Won 8, Lost 5)

Coach: Mike Stoops * Capt: Britton, Ness, R. Palmer, M.Thomas, Tuitama

Aug. 31	W	70-0	Idaho	Tucson	47,511
Sept. 6	W	41-16	Toledo	Tucson	50,939
Sept. 13	L	28-36	New Mexico (CBSC)	Albuquerque	32,337
Sept. 20	W	31-10	UCLA (FSN)	Pasadena, Calif.	65,434
Oct. 4	W	48-14	Washington (Versus)	Tucson	55,624
Oct. 11	L	23-24	Stanford	Palo Alto, Calif.	30,689
Oct. 18	W	42-27	#25 California (FSNA)	Tucson	48,372
Oct. 25	L	10-17	#6 USC (FSN)	Tucson	57,427
Nov. 8	W	59-28	Washington State	Pullman, Wash.	24,118
Nov. 15	L	45-55	Oregon (FSAZ)	Eugene, Ore.	58,368
Nov. 22	L	17-19	#22 Oregon State (Vs)	Tucson	48,503
Dec. 6	W	31-10	Arizona State (ESPN)	Tucson	58,704
Las Vegas Bowl, Las Vegas					
Dec. 20	W	31-21	#17 BYU (ESPN)	Las Vegas	40,047

2009 (Won 8, Lost 5)

Coach: Mike Stoops * Captains: C. Nelson, E. Mitchell, T. Turner, C. Baxter

Sept. 5	W	19-6	Central Michigan (KWBA)	Tucson	51,683
Sept. 12	W	34-17	Northern Arizona (KGUN)	Tucson	50,623
Sept. 19	L	17-27	at Iowa (ABC/ESPN2)	Iowa City, Iowa	70,585
Sept. 26	W	37-32	at Oregon State (Versus)	Corvallis, Ore.	42,119
Oct. 10	L	33-36	at Washington (FSAZ)	Seattle	61,621
Oct. 17	W	43-38	Stanford (Versus)	Tucson	53,479
Oct. 24	W	27-13	UCLA (FSAZ)	Tucson	51,440
Nov. 7	W	48-7	Washington State (FCS)	Tucson	50,242
Nov. 14	L	16-24	at California (Versus)	Berkeley, Calif.	53,347
Nov. 21	L	41-44	-2 OT #11 Oregon (ABC)	Tucson	57,863
Nov. 28	W	20-17	at Arizona State (ABC)	Tempe, Ariz.	55,989
Dec. 5	W	21-17	at #20 USC (ABC)	Los Angeles	83,753
Pacific Life Holiday Bowl, San Diego					
Dec. 30	L	0-33	vs. #20 Nebraska (ESPN)	San Diego	64,607

2010 (Won 7, Lost 6)

Coach: Mike Stoops * Captains: C. Baxter, N. Foles, L. Mikaele, B. Reed

Sept. 3	W	41-2	at Toledo (ESPN)	Toledo	25,907
Sept. 11	W	52-6	The Citadel (KWBA)	Tucson	54,814
Sept. 18	W	34-37	#9 Iowa (ESPN)	Tucson	57,864
Sept. 25	W	10-9	California (KWBA)	Tucson	50,906
Oct. 9	L	27-29	Oregon State (Versus)	Tucson	56,054
Oct. 16	W	24-7	at Wash State (Versus)	Pullman, Wash.	23,955
Oct. 23	W	44-14	Washington (ESPN)	Tucson	56,244
Oct. 30	W	29-21	at UCLA (FSN)	Pasadena, Calif.	53,408
Nov. 6	L	17-42	at #10 Stanford (ABC)	Palo Alto, Calif.	43,506
Nov. 13	L	21-24	USC (ABC)	Tucson	54,722
Nov. 26	L	29-48	at #1 Oregon (ESPN)	Eugene, Ore.	59,990
Dec. 2	L	29-30	Arizona State (ESPN)	Tucson	56,253
Valero Alamo Bowl, San Antonio					
Dec. 29	L	10-36	#14 Oklahoma State (ESPN)	San Antonio	57,593

2011 (Won 4, Lost 8) %First Pac-12 Game

Coach: Mike Stoops/Tim Kish * Captains: Antolin, Foles, Golden, Vassallo, Wade

Sept. 3	W	41-10	NAU (FSAZ)	Tucson	51,761
Sept. 8	L	14-37	at #9 Okla State (ESPN)	Stillwater	54,654
Sept. 17	L %	10-37	#6 Stanford (ESPN)	Tucson	49,636
Sept. 24	L	31-56	#10 Oregon (ESPN2)	Tucson	56,096
Oct. 1	L	41-48	at USC (FSN)	Los Angeles	63,707
Oct. 8	L	27-37	at Oregon State (FCS Pac)	Corvallis	40,403
Oct. 20	W	48-12	UCLA (ESPN Thursday)	Tucson	46,656
Oct. 29	L	31-42	at Washington (FSN)	Seattle	59,825
Nov. 5	L	21-34	Utah (KWBA/FSAZ+)	Tucson	50,839
Nov. 12	L	29-48	at Colorado (FCS Pac)	Boulder	48,111
Nov. 19	W	31-27	at ASU (FSAZ)	Tempe	72,694
Nov. 26	W	45-37	Louisiana	Tucson	38,819

Arizona Football on Television

Year	Date	Opponent	Score	Att.	Network
1963	Oct. 19	Oregon	18,564		CBS
1964	Oct. 31	at Air Force	0-7	32,325	NBC
1965	Sept. 18	at Utah	16-9	11,063	NBC
1968	Dec. 28	Auburn (Sun Bowl)	10-34	32,302	CBS
1969	Sept. 20	at Wyoming	7-23	20,400	ABC
1970	Dec. 5	at Arizona State (N)	6-10	38,500	ABC
1971	Oct. 2	Texas Tech	10-13	31,000	ABC
1972	Oct. 14	at New Mexico	27-15	15,672	ABC
1973	Oct. 27	Utah	42-21	34,219	ABC
1974	Oct. 26	Brigham Young	13-37	34,116	ABC
1977	Sept. 17	San Diego State	14-21	42,135	ABC
1977	Nov. 25*	at Arizona State (N)	7-23	56,326	ABC
1979	Sept. 22	Texas Tech (AM)	14-14	40,476	ABC
1979	Dec. 25	# Pittsburgh (Fiesta Bowl)	10-16	55,347	NBC
1980	Nov. 29	Arizona State	7-44	53,108	ABC
1982	Oct. 30	at Washington State	34-17	27,412	ABC
1983	Oct. 1	at California	33-33	40,018	ABC
1983	Nov. 26	at Arizona State	17-15	70,033	CBS
1985	Dec. 28	# Georgia (Sun Bowl)	13-13	52,203	CBS
1986	Sept. 27	at Colorado (AM)	24-21	41,024	Raycom
	Oct. 11	at UCLA (AM)	25-32	51,279	CBS
	Nov. 22	# Arizona State	34-17	58,267	CBS
	Nov. 30	# Stanford (Tokyo, Japan)	24-29	55,000	ESPN
	Dec. 27	# North Carolina (Aloha Bowl)(AM)	30-21	26,793	ABC
1987	Nov. 28	# at Arizona State	23-23	70,839	ABC
1988	Oct. 1	Southern California (N)	16-38	53,314	Pac-10
	Oct. 15	Washington State (N)	45-28	48,287	Pac-10
	Oct. 22	UCLA	3-24	49,922	ABC
	Oct. 29	California (N)	7-10	47,182	Pac-10
	Nov. 12	Oregon (N)	41-27	40,367	Pac-10
	Nov. 26	Arizona State (T)	28-18	56,978	Pac-10
1989	Sept. 2	Stanford (N)	19-3	48,712	Prime
	Sept. 23	Washington (N)	20-17	50,935	Prime
	Sept. 30	at Oregon	10-16	39,631	Prime
	Oct. 14	UCLA	42-7	51,562	ABC
	Nov. 4	at California	28-29	29,000	ABC
	Nov. 11	Southern California	3-24	52,606	ABC
	Dec. 31	# NCState (Copper Bowl-N)	17-10	37,237	Turner
1990	Sept. 29	California	25-30	52,731	Prime
	Oct. 6	at UCLA	28-27	50,156	ABC
	Oct. 27	Washington State (N)	42-34	55,520	Prime
	Nov. 3	at Washington	10-54	70,111	ABC
	Nov. 24	Arizona State (N)	21-17	57,112	Prime
	Dec. 25	# Syracuse (Aloha Bowl) (AM)	0-28	32,217	ABC
1991	Sept. 7	at Ohio State	14-38	92,743	ABC
	Sept. 14	Stanford	28-23	43,055	Prime
	Sept. 21	California (N)	21-23	46,715	Prime
	Oct. 5	at Washington	0-54	72,495	Prime
	Nov. 16	Southern California (T)	31-14	41,053	Prime
	Nov. 23	at Arizona State (N)	14-37	73,427	Prime
1992	Sept. 12	Washington State (T)	20-23	39,112	Prime
	Oct. 3	UCLA (N)	23-3	50,708	Prime
	Oct. 28	at California (T)	24-17	46,000	Prime
	Nov. 7	Washington	16-3	58,510	ABC
	Nov. 14	at Southern California	7-14	53,849	ABC
	Dec. 31	# Baylor (Hancock Bowl)	15-20	41,622	CBS
1993	Oct. 2	Southern California (T)	38-7	56,075	ABC
	Oct. 16	Stanford (N)	27-24	57,799	Prime
	Oct. 23	Washington State	9-6	46,675	ABC
	Oct. 30	at UCLA (N)	17-37	66,656	ESPN
	Nov. 13	at California	20-24	35,000	ABC
	Nov. 26	at Arizona State (N)	34-20	73,115	ABC
	Jan. 1,	#Miami, Fla. (Fiesta Bowl)	29-0	72,260	NBC
1994	Sept. 1	#at Georgia Tech (N)	19-14	45,112	ESPN
	Sept. 24	at Stanford	34-10	42,593	ABC
	Oct. 15	at Washington State (T)	10-7	37,600	Prime
	Oct. 22	UCLA	34-24	58,817	ABC
	Oct. 29	at Oregon	9-10	36,760	ABC
	Nov. 12	at Southern California	28-45	61,264	ABC
	Nov. 25	Arizona State (T)	28-27	58,810	ABC
	Dec. 27	#Utah (Freedom Bowl)	13-16	27,477	Raycom
1995	Sept. 7	#Georgia Tech (N)	20-19	46,786	Prime
	Sept. 16	#at Illinois (AM)	7-9	57,134	ESPN
	Sept. 23	Southern California (N)	10-31	58,503	Prime
	Sept. 30	California (T)	20-15	44,564	Prime
	Oct. 14	at UCLA (T)	10-17	43,798	ABC
	Oct. 28	at Washington State (N)	24-14	32,924	Prime

2012 Arizona Football Media Guide

Year	Date	Opponent	Score	Att.	Network	Year	Date	Opponent	Score	Att.	Network	
1995	Nov. 4	at Oregon State (N)	14-9	22,913	Prime	2007	Sept. 1	#at BYU	7-20	64,525	Versus	
	Nov. 11	Oregon	13-17	53,736	ABC		Sept. 22	#at California	27-45	56,021	Versus	
	Nov. 24	#Arizona State (T)	31-28	67,606	Prime		Oct. 13	Southern California	13-20	84,671	ABC	
1996	Sept. 7	#at Iowa	20-21	68,267	ESPN	Nov. 3	UCLA	34-27	51,727	ABC		
	Sept. 14	#Illinois (N)	41-0	43,012	Fox	Nov. 10	#Oregon (N)	34-24	50,387	ESPN		
	Sept. 21	at Washington	17-31	73,414	ABC	Dec. 1	#at Arizona State (N)	17-20	71,706	ESPN2		
1997	Oct. 12	#at Southern California (N)	7-14	51,088	Fox	Also: FSN AZ – New Mexico, WSU, Stanford, Washington (synd.)						
	Nov. 16	UCLA	35-17	47,171	ABC	2008	Sept. 13	#at New Mexico (N)	28-36	32,337	CBSC	
	Nov. 23	#Arizona State (N)	14-56	59,920	Fox	Sept. 20	#at UCLA	31-10	65,434	FSN		
1998	Sept. 4	#at Oregon	9-16	38,035	Fox	Oct. 4	#Washington (N)	48-14	55,624	Versus		
	Sept. 20	at Ohio State	20-28	91,152	ABC	Oct. 25	#Southern California (N)	10-17	57,427	FSN		
	Sept. 27	#at UCLA	27-40	50,188	Fox	Nov. 22	#Oregon State (N)	17-19	48,503	Versus		
1999	Oct. 11	#Stanford (N)	28-22	40,273	Fox	Dec. 6	#Arizona State (N)	31-10	58,704	ESPN		
	Oct. 18	Washington	28-58	50,585	ABC	Dec. 20	#Brigham Young (N) – Las Vegas	31-21	40,047	ESPN		
	Oct. 25	at Washington State	34-35	31,137	ABC	Also: FS Arizona – California, Oregon						
2000	Nov. 15	#California (N)	41-38	37,111	Fox	2009	Sept. 19	at Iowa	17-27	70,585	ABC/ESPN2	
	Nov. 28	#at Arizona State (N)	28-16	73,682	Fox	Sept. 26	#at Oregon State (T)	37-32	42,119	Versus		
	Dec. 27	#New Mexico (Insight Bowl) (N)	20-14	49,385	ESPN	Oct. 17	#Stanford (T)	43-38	53,479	Versus		
2001	Sept. 3*	#at Hawaii (T)	27-6	38,745	ESPN2	Nov. 14	#at California (T)	16-24	53,347	Versus		
	Sept. 19	#Iowa (N)	35-11	52,634	FSN	Nov. 21	Oregon (N)	41-44	57,863	ABC		
	Sept. 24*	#at San Diego State (T)	35-15	23,811	ESPN	Nov. 28	at Arizona State	20-17	55,989	ABC		
2002	Oct. 3	#at Washington (N)	31-28	71,469	FSN	Dec. 5	#at USC	21-17	83,753	ABC		
	Oct. 10	#UCLA (N)	28-52	58,738	FSN	Dec. 30	#Nebraska-Holiday Bowl (T)	0-33	64,607	ESPN		
	Oct. 31	Oregon (T)	38-3	44,931	Fox Syn.	Also: Wildcats TV/FSAZ: CMich., NAU, UW, UCLA						
2003	Nov. 14	at California (T)	27-23	36,500	Fox Syn.	2010	Sept. 3	#at Toledo (N)	41-2	25,907	ESPN	
	Nov. 27	#Arizona State (N)	50-42	57,953	FSN	Sept. 18	#Iowa (N)	34-27	57,864	ESPN		
	Dec. 30	#Nebraska, Holiday Bowl (N)	23-20	65,354	ESPN	Oct. 9	#Oregon State (T)	27-29	56,054	Versus		
2004	Aug. 28	#at Penn State	7-41	97,168	ABC	Oct. 16	#at Washington State (T)	24-7	23,955	Versus		
	Sept. 5	#at Texas Christian (N, +)	35-31	34,612	FSN	Oct. 23	#Washington (N)	44-14	56,244	ESPN		
	Sept. 18	#Stanford (N)	22-50	47,273	FSN	Oct. 30	#at UCLA	29-21	53,408	FSN		
2005	Oct. 9	Southern California	31-24	51,418	ABC	Nov. 6	at Stanford (N)	17-42	43,506	ABC		
	Oct. 23	#Oregon (N)	41-44	55,251	FSN	Nov. 13	Southern California (N)	21-24	54,722	ABC		
	Nov. 6	Washington	25-33	56,614	ABC	Nov. 26	#at Oregon (T)	29-48	59,990	ESPN		
2006	Nov. 13	#at Oregon State (N)	20-28	33,314	FSN	Dec. 2	#Arizona State (N) (2OT)	29-30	56,253	ESPN		
	Nov. 27	#at Arizona State	27-42	68,102	ABC	Dec. 29	#Oklahoma State (N) Alamo Bowl	10-36	57,593	ESPN		
	Sept. 2	#at Utah	17-3	41,352	ESPN2	Also: Wildcats TV/KWBA: Citadel, California						
2007	Sept. 9	#Ohio State	17-27	57,367	FSN	2011	Sept. 8	#at Oklahoma State	14-37	54,654	ESPN	
	Oct. 7	at Southern California	31-15	49,342	ABC	Sept. 17	#Stanford	10-37	49,636	ESPN		
	Oct. 21	#at Oregon	10-14	45,950	FSN	Sept. 24	#Oregon	31-56	56,096	ESPN2		
2008	Oct. 28	UCLA	24-27	45,540	ABC	Oct. 1	#at USC	41-48	63,707	FSN		
	Nov. 4	at Washington	32-35	70,411	ABC	Oct. 20	#UCLA (Thursday)	48-12	46,656	ESPN		
	Nov. 11	#Oregon State	9-33	44,109	FSN	Oct. 29	#at Washington	31-42	59,825	FSN		
2009	Nov. 24	#Arizona State (\$)	17-30	54,297	FSN	Also: FSAZ NAU, FSAZ Utah, Colo FCSPac, FSAZ ASU						
	Also: FSN AZ – SDSU, at Stanford, WSU						* Thursday; \$ Friday; + Sunday; N Night Game; AM Morning kickoff; # National Game; T Twilight					
	2001	Aug. 30	#at San Diego State(\$*)	23-10	28,386	ESPN2	Wildcats on Television					
2002	Oct. 6	#Oregon (N)	28-63	45,258	FSN	Overall Record (201 appearances) 86-111-4						
	Oct. 13	#at Oregon State	3-38	36,619	FSN	National Television Appearances (92) 37-53-2						
	Oct. 20	at Washington	28-31	71,108	FSN	Bowl Games (14) 6-7-1						
2003	Oct. 27	Southern California	34-41	46,399	FSN	Arizona in the Pro Ranks						
	Nov. 10	Stanford	37-51	40,632	ABC	Wildcats in the Top Round of the NFL Draft						
	Nov. 23	#at Arizona State (\$)	34-21	55,831	FSN	The University of Arizona has had 10 players selected in the first round of the National Football League draft, with the most recent being cornerback Antoine Cason in 2008.						
2004	Also: FSN AZ – Idaho, UNLV, WSU, at California						The Arizona first-round selections and their draft order are:					
	2002	Sept. 21	#at Wisconsin (AM)	10-31	78,582	ESPN2	1939 (10th) Walter Ring Nielsen, running back, New York Giants					
	Oct. 5	#Oregon (N)	14-31	47,356	FSN	1968 (26th) Bill Lueck, guard, Green Bay Packers						
2005	Oct. 26	Washington State	13-21	46,462	FSN	1976 (16th) Mike Dawson, defensive tackle, St. Louis Cardinals						
	Nov. 29	#Arizona State	20-34	47,005	FSN	1984 (7th) Ricky Hunley, linebacker, Cincinnati Bengals						
	Also: FSN AZ – NAU, Utah, at UW, at Stanford, at OSU, UCLA						1990 (8th) Chris Singleton, linebacker, New England Patriots					
2006	2003	Sept. 6	#Louisiana State	13-59	46,110	TBS	1990 (11th) Anthony Smith, defensive tackle, Oakland Raiders					
	Sept. 13	#Oregon	10-48	40,462	TBS	1991 (27th) John Fina, offensive tackle, Buffalo Bills						
	Oct. 11	#UCLA	21-24	44,481	FSN	1999 (10th) Chris McAlister, cornerback, Baltimore Ravens						
2007	Nov. 15	#Southern California	0-45	39,201	TBS	2000 (31st) Trung Candiate, tailback, St. Louis Rams						
	Nov. 28	#at Arizona State	7-28	55,498	FSN	2008 (27th) Antoine Cason, cornerback, San Diego Chargers						
	Also: FSN AZ – TCU, at WSU, at Oregon State, UW						Arizona in the 2012 NFL Draft					
2008	2004	Sept. 18	#Wisconsin	7-9	50,275	FSN	Three Wildcats were picked in the April 2012 draft, giving Arizona 18 picks in the last six years. Quarterback Nick Foles (3rd round, Philadelphia Eagles), receiver Juron Criner (5th round, Oakland Raiders) and cornerback Trevin Wade (7th round, Cleveland Browns) each got the calls. A number of other Wildcats were expected to negotiate free agent contracts.					
	Oct. 2	Washington State	19-20	43,579	ABC	Wildcats in Professional Football						
	Nov. 13	#at USC (N)	9-49	80,167	FSN	Note: Players must be on regular-season active roster, taken in the most recent draft, signed for current year tryouts, otherwise affiliated as noted, to be listed. Bold signifies active. Research by Dave Petruska, Anthony Gimino, Frankie Acosta.						
2009	Nov. 26	#Arizona State	34-27	55,095	FSN							
	Also: FSN AZ – NAU, Utah games											
	2005	Sept. 2	#at Utah (N)	24-27	45,528	ESPN						
2010	Oct. 1	#at California	0-28	55,944	TBS							
	Oct. 8	#at USC	21-42	90,221	FSN							
	Nov. 25	#at Arizona State	20-23	67,635	FSN							
2011	Also: FSN AZ – NAU, UW; FSN West2 – UCLA											
	2006	Sept. 2	#BYU (N)	16-13	58,450	TBS						
	Sept. 9	#at LSU	3-45	92,221	ESPN2							
2012	Sept. 23	Southern California	3-20	58,801	ABC							
	Nov. 11	California	24-20	55,519	ABC							
	Nov. 25	#Arizona State	14-28	57,895	FSN							
Also: FSN AZ – S.F.Austin, at UCLA, at Oregon												

2012 Arizona Football Media Guide

Round Drafted (first-round selection order noted)

- 12 David Adams, running back, Dallas (1987); Hamilton (1990)
 8 Brad Anderson, wide receiver, Chicago (1984-85)
 12 Jim Arneson, offensive line, Dallas (1973-74), Washington (1975)
 2 Mark Arneson, linebacker, St. Louis, (1972-80)
 9 Emil Banjavcic, back, Detroit (1942)
 Rod Barksdale, receiver, Dallas (1987)
 Kevin Barry, offensive line, Green Bay (2002-05; 2006 IR), Houston (IR, 2007)
 6 Michael Bates, running back, Seattle (1993-94), Cleveland (1995),
 Carolina (1996-2000,02), Washington (2001), Dallas/NYJ (2003)
 Danny Baugher, punter, New England Patriots (2006 PS; NFLE 2007)
Colin Baxter, New York Jets (2011), San Diego (2011)
 Jerry Beasley, linebacker, British Columbia (1990-91)
 4 Marcus Bell, linebacker, Seattle (2000-02), Houston (2004)
Mike Bell, running back, Denver (2006-07), New Orleans (208-09), Philadelphia (2010)
 4 Theopolis "T" Bell, flanker, Pittsburgh (1976-80), Tampa Bay (1981-85)
 Steve Boadway, linebacker, Ottawa (1985), Detroit (1987)
 Tony Bouie, defensive back, Tampa Bay (1995-98)
 14 Greg Boyd, defensive back, New England (1973), New Orleans (1974)
 6 Brant Boyer, linebacker, Miami (1994), Jacksonville (1995-00),
 Cleveland (2001-04)
3 Lance Briggs, linebacker, Chicago (2003-11)
2 Eben Britton, offensive tackle, Jacksonville (2009-11)
 3 Tedy Bruschi, linebacker, New England (1996-2008)
 7 Chester Burnett, linebacker, Washington (1998), Jacksonville (1999),
 Cleveland (2000)
 9 Chris Brewer, running back, Denver (1984), Chicago (1987)
 Copeland Bryan, defensive end, Chicago (2006 PS),
 Buffalo (2007-08), Detroit (2009)
 1 (31) Trung Canidate, RB, St. Louis (2000-02), Washington (2003-04)
 Ontiwaun Carter, running back, Calgary (1994-96)
1 (27) Antoine Cason, cornerback, San Diego (2008-11)
 4 Chuck Cecil, S, Green Bay (1988-92), Phoenix (1993), Houston (1995)
 Jermaine Chatman, cornerback, Denver (2004),
 Calgary (2005-06, Saskatchewan (2007)
 3 Bob Cobb, defensive end, Los Angeles (1981), Tampa Bay (1982)
 Don Corbitt, center, Washington (1948)
5 Juron Criner, receiver, Oakland (2012 draft)
 Larry Croom, running back, Arizona (2004)
 3 Bob Crum, defensive end, St. Louis (1974)
 Jack Davis, guard, Denver (1960)
 1 (16) Mike Dawson, defensive tackle, St. Louis (1976-82), Detroit (1983),
 Kansas City (1984)
 Bill Demory, quarterback, N.Y. Jets (1973-74)
 Richard Dice, receiver, British Columbia (1998)
 Charlie Dickey, offensive line, Pittsburgh (1987)
 Curt DiGiacomo, guard, San Diego (1986), Kansas City (1988)
7 Lionel Dotson, defensive line, Miami (2008-10) Buffalo (2011)
David Douglas, receiver, New York Giants (2012 free agent)
 Joe Drake, defensive tackle, Philadelphia (1985), San Francisco (1987)
 Larry Dumelie, defensive back, Saskatchewan (1960-68)
 Biren Ealy, receiver, Tennessee (2007 developmental)
 6 Hicham El-Mashtoub, center, Houston (1995-96), Tennessee (1997),
 Edmonton (1999)
6 Ricky Elmore, defensive end, Green Bay (2011 draft); San Francisco (2012)
 7 Fred W. Enke, quarterback, Detroit (1948-51), Philadelphia (1952),
 Baltimore (1953-54)
 4 Byron Evans, linebacker, Philadelphia (1987-94)
 Jeff Fairholm, wingback, Saskatchewan (1988-91)
 Larry Fairholm, defensive back, Montreal (1965-72)
 1 (27) John Fina, offensive tackle, Buffalo (1992-2001), Arizona (2002-04)
3 Nick Foles, quarterback, Philadelphia (2012 draft)
7 Nick Folk, kicker, Dallas Cowboys (2007-09), NY Jets 2010-11
 Mike Freeman, offensive line, Denver (1984, 86-87),
 Los Angeles Raiders (1988); Denver-Arena (1990-91)
 Phil Freeman, receiver, Tampa Bay (1985-87)
 Makai Freitas, offensive tackle, Rhein-NFLE (2001)
 6 Makoa Freitas, offensive line, Indianapolis (2003-04)
 6 Ron Gardin, back, Baltimore (1970-71), New England (1971)
 Frank Garcia, punter, Seattle (1981), Tampa Bay (1983-87)
 11 Gary Gibson, linebacker, Boston Breakers (1983)
Robert Golden, defensive back, Pittsburgh (2012 free agent)
 Steven Grace, center, Arizona (2002), NFLE-Rhein (2003)
Adam Grant, tackle, Denver (2011 practice)
 11 Marsharne Graves, offensive line, Denver (1984), Indianapolis (1987)
 Marcellus Greene, DB, Toronto (1981, 1983), Minnesota (1984),
 Saskatchewan (1982)
 15 Tom Greenfield, center, Green Bay (1939-41)
 Fritz Greenlee, receiver, San Francisco (1969)
 Daniel Greer, defensive tackle, Rhein-(2000-01) LA-AFL (2002)
 5 Richard Griffith, tight end, New England (1993), Jacksonville (1995-00)
Chris Gronkowski, fullback, Dallas (2010), Indianapolis (2011)
2 Rob Gronkowski, tight end, New England (2010-11)
 9 Al Gross, safety, Cleveland (1983-87)
 Drew Hardville, defensive back, Toronto (1981), British Columbia (1982),
 Chicago Blitz (1983)
 Gilbert Harris, running back, Kansas City (2007)
 Rickie Harris, back, Washington (1965-70), New England (1971-72)

Round Drafted (first-round selection order noted)

- 3 Sean Harris, linebacker, Chicago (1995-2000), Indianapolis (2001)
 11 Keith Hartwig, wide receiver, Green Bay (1977)
 5 Larry Heater, running back, N.Y. Giants (1980-83)
 4 Brad Henke, DL, Denver (1989), offensive line, Raleigh-Durham (1991);
 Fort Worth-AFL ('94)
 2 Chris Henry, RB, Tennessee Titans (2007-09), Houston (09)
 2 Joe Hernandez, back, Toronto (1962), Washington (1964)
 Alfondia Hill, receiver, Arizona Wranglers (1984)
 3 Derek Hill, receiver, Pittsburgh (1989-90), Phoenix (1991);
 Anaheim-AFL (1997)
 11 George Hinkle, DL, San Diego (1988-91), Washington/Minnesota (1992),
 Cincinnati (1993)
 Harry Holt, tight end, British Columbia (1978-83),
 Cleveland Browns (1983-86), San Diego (1987)
 8 Mitch Hoopes, punter, Dallas (1975), San Diego (1976),
 Houston (1976-77), Detroit (77), Boston Breakers (1983)
 Jon Horton, receiver, London Monarchs (1991)
 Brad Hubbard, back, San Diego (1967-70)
 9 Floyd Hudlow, end Buffalo (1965), Atlanta (1967-68)
 LaMonte Hunley, linebacker, Indianapolis (1985-86)
 1 (7) Ricky Hunley, linebacker, Denver (1984-87), Phoenix (1988),
 Los Angeles Raiders (1989-90)
 Chris Jennings, running back, Cleveland (2009)
 Jason Johnson, quarterback, Edmonton (2005-06)
 7 Keshon Johnson, cornerback, Chicago (1993, 95), Green Bay (1994, 1997)
 7 Michael Johnson, safety, New York Giants (2007-10)
 9 Reggie Johnson, defensive lineman, British Columbia Lions (1991-92)
 2 Vance Johnson, receiver, Denver (1985-93, 95)
 Frank Kalil, offensive guard, Arizona Wranglers (1983), Houston Gamblers (1984)
 6 John Kaiser, linebacker, Seattle (1984-86), Buffalo (1987)
 Gene Kiniski, defensive line, Edmonton (1949, 1952-53)
 Abe "Sonny" Karnofsky, back, Philadelphia (1945), Boston (1946)
 Abe Karnofsky, back, Philadelphia (1945), Boston (1946)
 9 Mark Keel, tight end, Arizona Wranglers (1983), Chicago Blitz (1984),
 Arizona Outlaws (1985), New England (1986), Seattle/Kansas City (1987)
 Jeff Kiewel, offensive guard, Arizona Wranglers (1983-84), Atlanta (1985-87)
 Jim Krohn, quarterback, Winnipeg (1980-81), Philadelphia Stars (1983)
 Ivan Lesnik, defensive line, L.A. Express (1984)
6 Spencer Larsen, linebacker/fullback, Denver (2008-11)
 2 Chuck Levy, running back, Arizona (1994), San Francisco (1997-98)
 3 Darryll Lewis, cornerback, Houston/Tennessee (1991-98),
 San Diego (1999-2000)
 5 Roderick Lewis, tight end, Tennessee Oilers (1994-97)
 Warren Livingston, defensive back, Dallas (1961-66)
 6 Danny Lockett, linebacker, Detroit (1987-88), London (1991-92)
 7 Mike Lucky, tight end, Dallas Cowboys (1999-2002)
 1 (26) Bill Lueck, guard, Green Bay (1968-74), Philadelphia (1975)
 Richard Maddox, linebacker, Birmingham (1995)
 Kelly Malveaux, cornerback, Saskatchewan ('99), Calgary ('01-03),
 Montreal (2005), Winnipeg (2006-08), Edmonton (2009)
4 Brandon Manumaleuna, tight end, St. Louis (2001-05), San Diego (2006-09), Chicago (2010)
 8 Stan Mataele, nose guard, Green Bay (1987)
 1 (10) Chris McAlister, cornerback, Baltimore Ravens (1999-2008), New Orleans (2009)
 5 Bob McCall, back, New England (1973)
 Glenn McCormick, center, Arizona Wranglers (1983)
 Jeremy McDaniel, wide receiver, Buffalo Bills (1999-2001)
 6 Bill McKinley, defensive end-linebacker, Buffalo (1971)
 Marques McFadden, tackle, Atlanta (2001), Amsterdam-NFLE (02, Dallas (2002)
 3 Steve McLaughlin, place kicker, St. Louis (1995)
 11 Chris McLemore, RB, Indianapolis (1987), L.A. Raiders (1987-88)
 4 John Mellekas, offensive tackle, Chicago (1956-61), San Francisco (1962),
 Philadelphia (1963)
 3 Frank Middleton, offensive guard, Tampa Bay (1997-2000), Oakland (2001-04)
 Josh Miller, punter, Baltimore CFL (1994-95), Pittsburgh (1996-03),
 New England (2003-06), Tennessee (2007)
 Walt Mince, defensive back, Saskatchewan (1962)
3 Earl Mitchell, defensive tackle, Houston (2010-11)
 6 Darryl Morrison, safety, Washington (1993-96)
 4 Edwin Mulitalo, offensive tackle, Baltimore Ravens (1999-2006);
 Detroit (2007-08)
 Lee Mulleaneaux, back, New York Giants (1932)
 Tony Neely, safety, Arizona Wranglers (1983)
Nate Ness, safety, Miami (2009-10), Seattle (2010), St. Louis (2011)
 1 (10) Walter Nielsen, back, N.Y. Giants (1940)
 6 John Nies, punter, Buffalo (1990), Sacramento (1991)
 Earle Nolan, tackle, Chicago Cardinals (1937-38)
 2 Dennis Northcutt, Cleveland (2000-06), Jacksonville (2007-08), Detroit (2009)
 Jim Oldham, end, Racine Legion (1926)
 10 Hubert Oliver, fullback, Philadelphia (1981-85), Baltimore/Houston (1986)
6 Fendi Onobun, tight end, St. Louis (2010); Jacksonville/Buffalo (2011) (UA bkb)
 7 Chuck Osborne, defensive tackle, St. Louis (1996), Oakland (1998-99),
 New England (2000)
 3 Glenn Parker, offensive tackle, Buffalo (1990-96), Kansas City (1997-99),
 New York Giants (2000-01)

2012 Arizona Football Media Guide

Round Drafted (first-round selection order noted)

- 3 Ty Parten, defensive tackle, Cincinnati (1993-95), Kansas City (1997-00), Birmingham (2002)
- Glenn Perkins, linebacker, Arizona Wranglers (1983)
- 11 Vince Phason, defensive back, British Columbia (1975-76), Edmonton (1976), Winnipeg (1976-84)
- Antonio Pierce, linebacker, Washington (2001-04), NY Giants (2005-09)
- 6 Scott Piper, wide receiver, Buffalo (1976)
- Jose Portilla, offensive tackle, Atlanta Falcons (1998-99)
- 7 DaShon Polk, linebacker, Buffalo Bills (2000-03), Houston (2004-06)
- Pulu Poumele, Toronto (1998)
- 2 Brooks Reed, defensive end, Houston (2011)**
- 7 D'Aundre Reed, defensive end, Minnesota (2011)**
- Randy Robbins, defensive back, Denver (1984-92)
- 4 Mike Robinson, defensive tackle, Cleveland (1981-82), Boston Breakers (1983), New Orleans Breakers (1984)
- 3 Paul Robinson, back, Cincinnati (1968-72), Houston (1972-73)
- 5 Ruben Rodriguez, punter, Seattle (1987-89), N.Y. Giants (1992)
- Gerald Roper, offensive guard, British Columbia (1982-88), Ottawa (1990)
- Martin Rudolph, defensive back, Denver (1987)
- 4 Joe Salave'a, defensive tackle, Tennessee (1998-2002), San Diego (2003), Washington (2004-06)
- Brandon Sanders, safety, New York Giants (1997-1998)
- 7 Manuia Savea, offensive lineman, Cleveland (2000)
- 7 Chris Schultz, offensive tackle, Dallas Cowboys (1983, 85), Toronto (1987-92)
- 5 Yusuf Scott, offensive guard, Arizona Cardinals (1999-2001)
- 5 Mike Scurlock, defensive back, St. Louis (1995-98), Carolina (1999)
- Paul Shields, running back, Indianapolis Colts (1999-2001)
- 1 (8) Chris Singleton, linebacker, New England (1990-93), Miami (1993-96)
- Bronco Smlanich, back, Cleveland Rams (1939)
- 1 (11) Anthony Smith, defensive line, Los Angeles Raiders (1991-97)
- Marcus Smith, defensive line, Baltimore Ravens (2008), Buffalo (res. 2009), Montreal (2010)
- 7 Jimmy Sprotte, linebacker, Tennessee; Cincinnati (1998-99)
- 6 Hank Stanton, wide receiver, Boston Yankees* (1946-47)
- 7 Syndric Steptoe, wide receiver, Cleveland Browns (2007-09)
- 4 Ricky Stevenson, back, Cleveland (1970)
- 5 Mark Streeter, defensive back, Toronto (1982), Hamilton (1983-88)
- Dwayne Strozier, receiver, Boston Breakers (1983)
- 7 Joe Tafoya, defensive end, Chicago (2001-04), Seattle (2005-06), Arizona (2007)
- Robert Temple, end, Milwaukee Chiefs (1940-41)
- 4 Mike Thomas, receiver, Jacksonville (2009-11)**
- 3 Bobby Thompson, back, Detroit (1964-68), New Orleans (1969), Montreal (1962-63,71)
- Andrae Thurman, receiver, Green Bay (2004), Tennessee ('05)
- 2 Joe Tofflemire, center, Seattle (1989-94)
- Vuna Tuihalamaka, linebacker, Seattle (2010, practice)
- Van Tuinei, de, San Diego (1997), Indianapolis (1998), Chicago (1999-2000), Indiana Firebirds (2002)
- Ted Urness, defensive back, Saskatchewan (1961-70)
- Paul Vassallo, linebacker, Arizona (2012 free agent)**
- Terry Vaughn, wide receiver, Calgary (1995-97), Edmonton (1998-2004), Montreal (2005), Hamilton (2006)
- Ronald Veal, quarterback, Hamilton Tigercats (1991)
- 5 Bobby Wade, receiver, Chicago (2003-05), Tennessee (2005-06), Minnesota (2007-08), Kansas City (2009)
- 7 Trevin Wade, cornerback, Cleveland (2012 draft)**
- 2 Jackie Wallace, defensive back, Minnesota (1974), Baltimore (1975-76), Los Angeles (1977-79)
- Mark Walczak, tight end, center, Buffalo/Indianapolis (1987), Phoenix (1988), San Diego (1989, 1991)
- 5 Rob Waldrop, defensive tackle, Kansas City (1994-95), Toronto (1996)
- Brian Warren, linebacker, Edmonton (1989-91)
- 11 Dana Wells, defensive line, Cincinnati (1989)
- Ray Wells, linebacker, Tennessee (2003), San Francisco (2004)
- K. Dale West, defensive line, Saskatchewan (1962-68)
- Bob Whitlow, C/G, Washington (1960-61), Detroit (1961-65), Atlanta (1966), Cleveland 1968
- 7 Armon Williams, defensive back, Tennessee (1997)
- Rodney Williams, receiver, Oakland Raiders (1998-1999)
- 2 Eddie Wilson, quarterback, Kansas City (1962-64), Boston (1965)
- 4 Rob Woods, offensive tackle, Cleveland (1991)
- Joe Young, end, Denver (1960-61)
- 4 Max Zendejas, kicker, Washington (1986), Green Bay (1987-88)

Super Bowl Wildcats

Former UA players have 43 overall player appearances in the NFL Championship tilt, most by starters. Three former Wildcats played in Super Bowl XLII in 2008 in Glendale, Ariz., for the most in any one season. Retired linebacker Tedy Bruschi and offensive lineman Glenn Parker lead all UA players with five Super Bowls – all of Bruschi's with the New England Patriots and Parker in four with the Buffalo Bills and one with the New York Giants. Former Wildcat Bruschi, the NCAA career sack leader when he left college, has the best Super Bowl jewelry collection with three Championship rings as the starting middle linebacker for the Patriots in the 2000s. In 2008 starting linebacker Antonio Pierce and backup DB Michael Johnson took home championship rings for the New York Giants over Bruschi's Pats.

UA Super Bowl Players

- Glenn Parker, OL 5 (1991-94, 2001, Bills and Giants)
- Tedy Bruschi, LB 5 (1997, 2002, 2004-05, 2008, Patriots)
- Vance Johnson, WR 3 (1987-88, 1990, Broncos)
- Randy Robbins, S 3 (1987-88, 1990, Broncos)
- John Fina, OL 2 (1993, 1994), Bills
- Ricky Hunley, LB 2 (1987-88, Broncos)
- Mike Freeman, C 2 (1987-88, Broncos)
- Theo Bell, WR 2 (1979-80, Steelers)
- Jackie Wallace, CB 2 (1975, 1980, Vikings, Rams)
- Rob Gronkowski, TE 2012, Patriots
- Mike Bell, RB 2010, Saints
- Michael Johnson, DB 2008, Giants
- Antonio Pierce, LB 2008, Giants
- Lance Briggs, LB 2007, Bears
- Joe Tafoya, DE 2006, Seahawks
- Josh Miller, P 2005, Patriots
- Frank Middleton, OL 2003, Raiders
- Trung Canidate, RB 2002, Rams
- Brandon Manumaleuna, TE 2002, Rams
- Edwin Mulitalo, OL 2001, Ravens
- Chris McAlister, CB 2001, Ravens
- Joe Salave'a, DT 2000, Titans
- Jose Portilla, OL 1999, Falcons
- Brad Henke, DT 1990, Broncos
- Mitch Hoopes, P 1976, Cowboys
- Ron Gardin, WR 1971, Colts

Wildcats in the Pro Bowl

Eight former Wildcats have played in the National Football League's Pro Bowl, for 20 total all-star honors. Chicago Bears' linebacker Lance Briggs (7) and former Carolina Panthers' return man Michael Bates (5) lead UA stars in appearances.

- 1992 Chuck Cecil, Green Bay Packers FS
- 1995 Darryll Lewis, Houston Oilers CB
- 1996-2000 Michael Bates, Carolina Panthers KR
- 2003-04 Chris McAlister, Baltimore Ravens CB
- 2004 Tedy Bruschi, New England Patriots LB
- 2006 Lance Briggs, Chicago Bears LB
- 2007 Chris McAlister, Baltimore Ravens CB
- Antonio Pierce, Washington Redskins LB
- Lance Briggs, Chicago Bears LB (dnp)
- 2008 Nick Folk, Dallas Cowboys PK
- Lance Briggs, Chicago Bears LB (dnp)
- 2009 Lance Briggs, Chicago Bears LB
- 2010 Lance Briggs, Chicago Bears LB
- 2011 Lance Briggs, Chicago Bears LB (dnp)
- 2012 Lance Briggs (dnp), Chicago; Rob Gronkowski, New England TE

Wildcats on NFL All-Decade Teams

LB Lance Briggs, Chicago Bears 2000s; LB Tedy Bruschi, New England Patriots 2000s; P Josh Miller, New England Patriots 2000s

NFL Draft History

Year	Rd	Pick	Overall	Name	Team
2012	3	25	88	Nick Foles, QB	Philadelphia
	5	33	168	Juron Criner, WR	Oakland
	7	38	245	Trevin Wade, CB	Cleveland
2011	2	10	42	Brooks Reed, DE	Texans
	6	32	197	Ricky Elmore, DE	Packers
	7	12	215	D'Aundre Reed, DE	Vikings
2010	2	10	42	Rob Gronkowski, TE	Patriots
	3	17	81	Earl Mitchell, DT	Texans
2009	2	7	39	Eben Britton, OT	Jacksonville
	4	7	107	Mike Thomas, WR	Jacksonville
2008	1	27	27	Antoine Cason, CB	Chargers
	6	17	183	Spencer Larsen	Broncos
	7	5	212	Wilrey Fontenot, CB	Falcons
	7	38	245	Lionel Dotson, DE	Dolphins
2007	2	18	50	Chris Henry, RB	Titans
	6	4	178	Nick Folk, K	Cowboys
	7	14	224	Michael Johnson, S	Giants
	7	24	234	Syndric Steptoe, WR	Browns
2006	7	22	230	Kili Lefotu, OL	Redskins
2003	3	4	68	Lance Briggs, LB	Bears
	5	4	139	Bobby Wade, WR	Bears
	6	35	208	Makoa Freitas, OL	Colts
2001	4	34	129	Brandon Manumaleuna, TE	Rams
	7	34	234	Joe Tafoya, DE	Buccaneers
2000	1	31	31	Trung Canidate, RB	Rams
	2	1	32	Dennis Northcutt, WR	Browns
	4	22	116	Marcus Bell, LB	Seahawks
	7	1	207	Manuia Savea, OL	Browns
	7	45	251	DaShon Polk, LB	Bills
1999	1	10	10	Chris McAlister, CB	Ravens
	4	34	129	Edwin Mulitalo, OL	Ravens
	5	35	168	Yusuf Scott, OL	Cardinals
	7	23	229	Mike Lucky, TE	Cowboys

2012 Arizona Football Media Guide

Year	Rd	Pick	Overall	Name	Team
1998	4	15	107	Joe Salave'a, DT	Oilers
	7	16	205	Jimmy Sprotte, LB	Oilers
	7	19	208	Chester Burnett, LB	Vikings
1997	3	3	63	Frank Middleton, OL	Buccaneers
	7	15	216	Armon Williams, DB	Oilers
1996	3	25	86	Tedy Bruschi, LB	Patriots
	7	13	222	Chuck Osborne, DT	Rams
1995	3	18	82	Steve McLaughlin, K	Rams
	3	19	83	Sean Harris, LB	Bears
	5	6	140	Mike Scurlock, DB	Rams
	6	3	174	Hicham El-Mashtoub, C	Oilers
1994	2	9	38	Chuck Levy, RB	Cardinals
	5	25	156	Rob Waldrop, DT	Chiefs
	5	26	157	Roderick Lewis, TE	Oilers
	6	16	177	Brant Broyer, LB	Dolphins
1993	3	7	63	Ty Parten, DT	Bengals
	5	26	138	Richard Griffith, TE	Patriots
	6	15	155	Darryl Morrison, DB	Redskins
	7	5	173	Keshon Johnson, CB	Bears
1992	1	27	27	John Fina, OL	Bills
	6	10	150	Michael Bates, WR	Seahawks
1991	2	11	38	Darryl Lewis, DB	Oilers
	12	12	318	Zeno Alexander, LB	Lions
1990	1	8	8	Chris Singleton, LB	Patriots
	1	11	11	Anthony Smith, DL	Raiders
	3	16	69	Glenn Parker, OL	Bills
	6	17	154	John Nies, P	Bills
	10	2	250	Donnie Salum, LB	Falcons
1989	2	16	44	Joe Tofflemire, C	Seahawks
	3	5	61	Derek Hill, WR	Steelers
	4	21	105	Brad Henke, DL	Giants
	4	27	111	Rob Woods, OL	Bengals
	11	27	306	Dana Wells, DL	Bengals
1988	4	7	89	Chuck Cecil, DB	Packers
	11	16	293	George Hinkle, DT	Chargers
1987	4	9	93	Byron Evans, LB	Eagles
	5	19	131	Ruben Rodriguez, P	Seahawks
	6	8	148	Danny Lockett, LB	Lions
	8	2	197	Stan Mataele, DT	Buccaneers
	9	25	248	Alfred Jenkins, TE	Redskins
	11	9	288	Chris McLemore, RB	Raiders
	12	2	309	David Adams, RB	Colts
1986	4	18	100	Max Zendejas, K	Cowboys
	12	12	317	Allan Durden, DB	Lions
1985	2	3	31	Vance Johnson, WR	Broncos
	9	9	233	Joe Drake, DT	Eagles
	10	25	277	John Conner, QB	Seahawks
	11	28	308	David Wood, DL	49ers
1984	1	7	7	Ricky Hunley, LB	Bengals
	4	5	89	Randy Robbins, DB	Broncos
	6	22	162	John Kaiser, LB	Seahawks
	8	16	212	Brad Anderson, WR	Bears
	9	21	245	Chris Brewer, RB	Broncos
	12	16	324	Byron Nelson, OL	Saints
1983	7	21	189	Chris Schultz, OL	Cowboys
	9	16	240	Mark Keel, TE	Patriots
	9	22	246	Al Gross, DB	Cowboys
1982	11	18	297	Bob Carter, WR	Chiefs
	11	19	298	Frank Kalil, OL	Bills
	11	27	306	Gary Gibson, LB	49ers
1981	3	10	66	Robert Cobb, DE	Rams
	4	9	92	Mike Robinson, DE	Browns
	10	27	275	Hubert Oliver, RB	Eagles
	11	20	296	Marcellus Greene, DB	Rams
1980	2	26	54	Cleveland Crosby, DE	Browns
	5	1	111	Mark Streeter, DB	Lions
	6	26	164	Larry Heater, RB	Chiefs
1977	11	17	296	Charles Nash, WR	Browns
	11	27	306	Keith Hartwig, WR	Vikings
1976	1	22	22	Mike Dawson, DT	Cardinals
	4	28	120	Theo Bell, WR	Steelers
	6	15	171	Scott Piper, WR	Bills
	13	7	354	Brian Murray, OL	Browns
	16	14	445	Dennis Anderson, P	Chiefs
1975	8	18	200	Mitch Hoopes, P	Cowboys
	9	17	225	Rousell Williams, DB	Broncos
	11	7	267	Vince Phason, DB	Chargers
	13	7	319	Jim Upchurch, RB	Saints
	15	18	382	Willie Hamilton, RB	Cowboys
1974	15	16	380	Ransom Terrell, LB	Browns
1973	2	8	34	Jackie Wallace, DB	Vikings
	3	15	67	Bob Crum, DE	Browns
	5	17	121	Bob McCall, RB	Bengals
	6	4	134	Marty Shuford, RB	Saints
	11	24	284	Bob White, DB	Steelers
	12	21	307	Jim Arneson, OL	Cowboys
	14	26	364	Greg Boyd, RB	Dolphins
1972	2	6	32	Mark Arneson, LB	Cardinals
	2	26	52	Charles McKee, WR	Cowboys
	9	18	226	Larry McKee, OL	Browns
	16	1	391	Brian Linstrom, QB	Bills
1971	6	15	145	Bill McKinley, DE	Bills
	13	6	318	John Eggold, DE	Jets
	14	9	347	Willie Lewis, RB	Bears
	14	17	355	Doug Klausen, OL	Cardinals
1970	4	21	99	Ricky Stevenson, DB	Browns
	6	18	148	Ron Gardin, DB	Colts
	11	10	270	Gary Klahr, LB	Saints
1969	9	14	222	Joe Aluise, RB	Bears
1968	1	26	26	Bill Lueck, OG	Packers
	3	27	82	Paul Robinson, RB	Bengals
	11	1	274	Wally Scott, DB	Bengals
	12	10	310	Ed Caruthers, DB	Lions
	17	7	442	Bill Nemeth, C	Dolphins
1966	11	2	157	Darrell Hoover, RB	Rams
1965	9	7	119	Floyd Hudlow, RB	Eagles
	13	7	175	John Fouse, TE	Eagles
1964	9	11	123	John Briscoe, LB	Browns
1962	2	1	15	Joe Hernandez, RB	Redskins
	2	10	24	Eddie Wilson, QB	Lions
	3	10	38	Bobby Thompson, RB	Lions
1961	12	4	158	Walt Mince, B	Rams
1958	15	5	174	Jack Davis, OL	Redskins
	19	11	228	Ed Brown, OL	Browns
1957	30	7	356	Art Luppino, B	Redskins
1956	4	10	47	John Mellekas, OL	Bears
	12	7	140	Max Burnett, B	Packers
	19	2	219	Pete Arrigoni, B	49ers
1955	22	9	262	Ernie Lewis, OL	Eagles
1953	20	9	238	Dick Christiansen, E	Giants
1952	23	8	273	Bill Glazie, E	49ers
1951	18	7	214	Eddie Wolgast, B	Lions
1950	19	11	246	John Smith, E	Rams
	28	9	361	Charley Hall, B	49ers
1949	9	6	87	Johnny Smith, E	Rams
	12	7	118	Harry Varner, B	Redskins
1948	7	2	47	Fred Enke, B	Lions
	16	3	138	Art Pollard, B	Redskins
	28	3	258	Don Corbitt, OL	Redskins
	30	5	280	Hilliard (Junior) Crum, DE	Rams
1946	18	6	166	Boyd Morse, E	Packers
1943	9	1	71	Jack Irish, OL	Lions
	21	4	194	Bob Coutchie, E	Dodgers
	32	2	297	Bob Ruman, B	Steelers
1942	6	7	47	Henry Stanton, E	Dodgers
	9	5	75	Emil Banjavic, B	Lions
1941	13	10	120	Roy Conn, OL	Redskins
	15	6	136	Johnny Black, B	Giants
	21	1	191	Jack Dungan, OL	Giants
1939	1	10	10	Tom Neilson, B	Giants
	15	9	139	Tom Greenfield, OL	Packers

Wildcats in the Arena Football League

Marion Bates, RB, Arizona 1998; *Chris Brewer, RB, Denver/New England 1987-88; Troy Dickey, WR, Texas 1996; David Eldridge, RB, Arizona 1992; Rich Fall, PK, Tampa/Houston 1997-98; Mike Freeman, OL/DL, Denver 1990-91; Art Greathouse, RB, Arizona 1992; Daniel Greer, DL/OL, Los Angeles 2000, 2002; Brad Henke, DL/OL, Fort Worth 1994; Jim Hoffman, DL/OL, Arizona 1996; Richard Holt, LB/WR, Arizona 1994; Kelvin Hunter, DB/WR, Chicago/Arizona 2001-05, Utah 2006; Rusty James, OL/DL, Arizona 1998; *Alfred Jenkins, QB, Dallas 1991; *Chuck Levy, WR/DB, Detroit, 2001-02; *Danny Lockett, DL, 1993-97 - Texas, Connecticut, Detroit, Massachusetts, Orlando, Milwaukee; Jeremy McDaniel, Chicago 2004-05; *Steve McLaughlin, PK, 1998-06, Nashville, Portland, Buffalo, Arizona; Shawn Parnell, DB/WR, Arizona, Oklahoma/Los Angeles 1998-01; Brandon Phillips, OL, Arizona 2007; Bobby Roland, DB/WR, Cincinnati/Charlotte 1993-94; Yusuf Scott, OL, Grand Rapids, 2006-07; Warner Smith, OL/DL, Arizona 1997; *Mark Streeter, WR/LB, New York 1988; Mike Streidnig, RB/LB, Dallas/Las Vegas 1993-94; Andrae Thurman, WR, Dallas 2007-08, Las Vegas 2009; Van Tuinei, DT, Utah 2006; Dan White, QB, Tampa Bay 1997; Eli Wnek, FB/LB, Arizona 2002; Spencer Wray, DB/WR, San Jose/Anaheim/ Grand Rapids 1995-98

2012 Arizona Football Media Guide

All-Americans

1947	Fred W. Enke, Back, (3rd Team, AP)
1951	Jim Donarski, G, (2nd Team, AP)
1955	Art Luppino, Back, (2nd Team, Williamson)
1961	Eddie Wilson, QB, (3rd Team, AP)
1968	Tom Nelson, T, (3rd Team, AP)
1971	Mark Arneson, LB, (1st Team, TSN)
1972	Jackie Wallace, DB, (1st Team, UPI/ TSN; 3rd Team, AP)
1973	Jim O'Connor, OT, (3rd AP/FN)
1975	Theopolis Bell, WR, (1st Team, NEA); Mike Dawson, DT, (2nd Team, AP)
1976	Keith Hartwig, WR, (3rd Team, FN)
1979	Cleveland Crosby, DT, (3rd AP/UPI)
1982	Ricky Hunley, ILB, (Consensus 1st team; 1st AP/Kodak; 2nd FN)
1983	Ricky Hunley, ILB, (Consensus 1st - AP/Kodak, UPI, FWAA)
1984	LaMonte Hunley, ILB, (3rd Team, FN)
1985	Allan Durden, S, (1st Team, UPI, NEA, Walter Camp, FN); Max Zendejas, PK, (2nd Team TSN, 3rd Team FN)
1986	Byron Evans, ILB, (2nd team, AP, FN) Joe Tofflemire, C, (2nd team, FN) Chuck Cecil, S, (2nd team, SN; 3rd team, FN)
1987	Chuck Cecil, S, (Consensus 1st - Kodak, FN, UPI, Walter Camp) Joe Tofflemire, C, (2nd team FN)
1988	Joe Tofflemire, C, (1st team FN)
1989	Glenn Parker, OL, (2nd team FN) Chris Singleton, OLB, (2nd team TSN)
1990	Darryll Lewis, CB, (Consensus 1st team AP, UPI, FWAA, Walter Camp, Kodak)
1992	Rob Waldrop, NG, (Consensus 1st team; 1st AP, 1st UPI, 1st FWAA, 2nd FN) Josh Miller, P, (1st FWAA, TSN)
1993	Rob Waldrop, DT, (Unanimous 1st) Tedy Bruschi, DE, (2nd team AP) Sean Harris, ILB, (3rd team AP)
1994	Tedy Bruschi, DE, (Consensus 1st team) Steve McLaughlin, PK, (Consensus 1st team) Tony Bouie, FS, (Consensus 1st team)
1995	Tedy Bruschi, DE, (Unanimous 1st)
1997	Chris McAlister, CB, (3rd team TSN)
1998	Chris McAlister, CB, (Unanimous 1st - FWAA, AFCA, WCF, AP, FN, TSN); Yusuf Scott, OG, (2nd FN, 3rd AP); Trung Canidate, RB, (3rd AP); Keoni Fraser, DL; Makoa Freitas, OG (All Freshman TSN)
1999	Dennis Northcutt, KR, consensus (AP/FWAA): WR-AFCA 1st team, SN 2nd team, FN 3rd team Trung Canidate, RB, AP 3rd, FN 3rd, CBS/Sports Line 2nd, ABC/BCS 2nd
2000	Clarence Farmer, RB, (1st All Freshman TSN, 1st True Freshman Rivals.com) Michael Jolivet, CB, (1st All Freshman TSN) Reggie Sampay, C/G, (3rd All Freshman TSN, 1st True Freshman Rivals.com)
2002	Bobby Wade, WR, (2nd TSN)
2004	Antoine Cason, CB, (1st All Freshman TSN, FWAA, Rivals.com) Peter Graniello, OL, (2nd All Freshman TSN, Rivals.com)
2005	Danny Baugher, P, (1st Pro Football Weekly, 3rd AP) Mike Thomas, WR (TSN All-Freshman 2nd) Johnathan Turner, DE (TSN All-Freshman 3rd) Willie Tuitama, QB; Ronnie Palmer, LB (TSN All-Freshman HM)
2006	Antoine Cason, CB (2nd team SI.com/Rivals.com) Nick Folk, P (3rd team Rivals.com) Eben Britton, OT (2nd team TSN All-Freshman), 2nd Rivals.com
2007	Antoine Cason, CB (consensus 1st team: Walter Camp, AP, TSN, CBS Sports, ESPN.com, Rivals.com, SI.com, CollegeFootballNews) Spencer Larsen, LB (2nd team Rivals.com, 3rd-team CollegeFootballNews.com) Mike Thomas, WR (3rd team CFN.com) Rob Gronkowski (1st team Freshman TSN, Rivals.com, collegefootballnews.com Colin Baxter (3rd team collegefootballnews.com; honorable mention TSN) Keenyn Crier (1st team FWAA Freshman, 2nd team Freshman TSN and Rivals.com, 1st team collegefootballnews.com). Nic Grigsby-RB: TSN and CFN.com honorable mention
2008	Rob Gronkowski, TE (3rd team AP, honorable mention Pro Football Weekly Keola Antolin, RB (honorable mention collegefootballnews.com all-freshman)
2009	Trevin Wade, CB (3rd team CollegeFootballNews)
2010	Juron Criner, WR (Sports Illustrated-2nd, cbssports.com -2nd, rivals.com-3rd Colin Baxter, C (rivals.com-2nd); Justin Washington, DT (Sporting News Freshman -1st; CFN-1st, Steele-2nd)
2011	Fabbians Ebbele, OT (Sporting News Freshman - 1st)

Academic All-Americans

(Elected by CoSIDA)

1968	Mike Moody, G
1975	Jon Abbott, DT
1976	Jon Abbott, DT
1977	Jon Abbott, DT Doug Henderson, DB (2nd)
1978	Jeff Whitton, MG (2nd)
1979	Jeff Whitton, MG (1st)
1982	Ivan Lesnik, DL (2nd)
1983	Ivan Lesnik, DL (2nd)
1985	Chuck Cecil, DB (2nd)
1986	Chuck Cecil, DB (1st)
1987	Chuck Cecil, DB (1st)
1996	Wayne Wyatt, C (1st)

Scholar-Athlete Awards

2007 ToyoTires Pac-10 Scholar-Athlete - Spencer Larsen

A two-time first-team Academic All-Pac-10 selection, Arizona linebacker Spencer Larsen became the first league football player named in the initial group of student-athletes to receive the conference's new Scholar-Athlete Award. Larsen's 3.70 grade point average in regional development, his first-team All-Pac-10 playing honor and his exemplary citizenship and scholastic standing helped him earn the award. He led the Pac-10 with 131 tackles his senior year, led Arizona with 15.5 tackles for loss, was in on seven fumble plays (4 FR and 3 FF) and knocked down five passes. He finished his career with a total of 312 tackles. He was a 2007 finalist for the Wuerffel Trophy awarded annually to a top citizen-athlete among national collegiate football players, and an All-America selection by rivals.com (2nd team) and cfn.com (3rd).

2003 Woody Hayes Scholar-Athlete - Jason Johnson

University of Arizona senior quarterback Jason Johnson won the 2003 Woody Hayes National Scholar-Athlete Award in January 2003, honoring an exemplary year as the outstanding man in Division I athletics.

Johnson, who made outstanding appearances in both the East-West Shrine Game and Hula Bowl, earned Academic All-Pac-10 first-team quarterback honors for the second consecutive year, was a Verizon District VIII first-team Academic pick, won a berth on the American Football Coaches "Good Works Team" and completed his final year at Arizona with more than a dozen single-season, career or UA top-10 marks in passing and total offense. He was named the team's Most Valuable Offensive Player for 2002 and elected a co-captain by his teammates. He was a Canadian Football League quarterback and Grey Cup Champion for Edmonton after his graduation.

Johnson completed his undergraduate studies in 2001 with a 3.79 grade point average in business management, then was a honors graduate student in religious studies his final two semesters. Among his community activities were the Fellowship for Christian Athletes, Drug Free School Program, youth basketball coaching, Adopt a Family, Race for a Cure Cancer Walk and numerous youth-oriented speaking engagements.

1996 Football Foundation Scholar-Athlete - Wayne Wyatt

A two-year starting center on the Wildcat football teams of 1995-96 and eventually one of three team captains, Wayne Wyatt earned respectable numbers on the field. But his numbers off the field captured national attention — namely his 3.941 grade point average. He was selected as one of the 16 National Football Foundation and College Hall of Fame National Scholar-Athletes in 1996, with an \$18,000 scholarship for post-graduate studies, which he used for dental school. Wyatt was named to the 1996 GTE Academic All-America football first team by the College Sports Information Directors of America, Arizona's fifth player to earn first-team scholastic honors.

Wyatt earned Pacific-10 All-Academic and GTE All-District 8 honors. He was honored as one of the UA's distinguished scholar-athletes, named every semester to the Dean's List and earned Phi Beta Kappa honors as well. He received a bachelor's degree in philosophy in August 1995 and a master's degree in business administration in May 1997.

2012 Arizona Football Media Guide

National Players of the Year

1990 Jim Thorpe Award - Darryll Lewis

Arizona defensive back Darryll Lewis won the 1990 Jim Thorpe Award as the country's top defensive back. Lewis, who was inducted into Arizona's Sports Hall of Fame in 1995, finished his career with 14 interceptions, played in the Hula Bowl, was a third-round NFL pick and is a regular NFL starter. He was the 1990 Pac-10 Defensive Player of the Year.

Lewis was a game-turning defensive back; such as the time his interception return of 70 yards for a score helped UA beat UCLA. Or his goal-line stop of scrambling Oregon quarterback Bill Musgrave at the goal line to preserve another victory. Those were huge plays by a big-time player, but a few of many he provided as a four-year letterman from 1987-1990.

1993 Outland Trophy - Rob Waldrop

Wildcat defensive tackle Rob Waldrop capped a tremendous career as the winner of the Outland Trophy for the nation's top interior lineman in 1993.

Opponents double- and triple-teamed him at times in an effort to contain his pass rush and run-stopping techniques. Among his 53 tackles that year were 14 for losses, including eight sacks — a remarkable feat for an interior lineman. In his final two seasons, he had 18 sacks and spearheaded the play, which spawned the Wildcats' "Desert Swarm" nickname. He also won the Football Writer's inaugural Defensive Player of the Year Award, now called the Bronko Nagurski Award. He was named UPI Lineman of the Year as well.

In a superior effort at the 1994 Fiesta Bowl, Waldrop helped pin Miami with its back to the goal and came up with another sack, helping Arizona beat Miami, 29-0.

1994 Lou Groza Award - Steve McLaughlin

Arizona's Steve McLaughlin topped a remarkable four-year career in 1994 by winning the Lou Groza Collegiate Place Kicker Award as the nation's best — the player you want to kick one in the clutch. He certainly did in 1994, earning consensus first-team All-America honors.

He made 80 percent of his kicks during the season, including an amazing 12-of-16 from beyond 40 yards and 3-of-5 from beyond 50 yards. Subtracting a couple of monster tries at the end of periods, he was 23-of-27 from 57 yards and in. He led the Pac-10 in scoring with 95 points in 1994 and was first in the league and second nationally with 2.1 field goals per game. He kicked a career-best 54-yard field goal against California to earn an AT&T Long Distance Award for the longest kick of the week. He made all 26 of his point-after kicks. He was an accomplished pooch punter from field goal formation and kicked off his final two years as well.

He finished his career with 57 field goals in 81 tries and made 112-of-119 PATs for 283 points, third on the UA's all-time scoring list.

McLaughlin acquired the 'let-me-kick-it' attitude that is so critical to the trade. He had some misses that might have turned games but kept his confidence growing. One big day for McLaughlin came when his three field goals helped beat No. 1 Washington in 1992.

1998 Mosi Tatupu Award - Chris McAlister

Arizona cornerback Chris McAlister capped an outstanding three-year Wildcat career by winning the 1998 Mosi Tatupu Special Teams Player of the Year Award as the nation's top player in the kicking game.

McAlister, a unanimous All-America pick and finalist for the Jim Thorpe Award honoring the best collegiate defensive back that year as well, was involved in Arizona's special teams from both sides of the kick.

In 1998, he set the tone for the Cats' big-play 12-1 season by returning the opening kickoff 100 yards for a touchdown at Hawai'i on the first play of the year, tying his own school record set in 1996 against UCLA. He blocked punts in each of the final two regular-season games of the year and had a third deflected punt. He returned a punt 69 yards for a score against Northeast Louisiana and returned an interception 60 yards for a score against Washington State to become only the seventh player in NCAA history to have scored on kickoff, punt and interception returns in a single season.

He was a defensive player who averaged 38 yards per game in all-purpose yardage: eight kickoff returns for a 29.5 mark, five punt returns for a 20.8 mark and five interception returns for a 12.8 figure. What it meant to the Cats for three years was like having a 12th player on the field each time McAlister took his place somewhere among the action. His 18 career interceptions placed him No. 3 on UA's all-time chart, but his special teams' play was unmatched.

2007 Jim Thorpe Award - Antoine Cason

Arizona cornerback Antoine Cason became UA's second Jim Thorpe Award winner and the latest Wildcat consensus All-American since 1999 with his super-

lative senior season in 2007. Among his highlight-reel plays in 2007 were interception returns of 42 yards for a score against Oregon, a 56-yard punt return for a score against the Ducks and a 60-yard interception return for a score against Oregon State. He had three other interceptions on the year to give him a career total of 15, fourth best in school history. His 165 yard on INT returns was just shy of the school record 191 yards set by Thorpe Award winner Darryll Lewis in 1990. Cason was a two-time first-team All-Pac-10 selection. In 2007 he was named first-team All-America by Walter Camp, The Associated Press, The Sporting News, CBS Sports, ESPN.com, SI.com, Rivals.com and cfn.com. His electrifying play was no more special than his off-the-field comportsment as a UA team spokesman and leader throughout his career. His 'Cason Cares' charity drive for cancer research in 2007 typified his renaissance leadership. He was Arizona's Ruby Award winner as the top male student-athlete for the 2007-08 school year. But his senior year's action on the field was special. He finished with 71 tackles, five interception, 14 passes defended, two forced fumbles, a sack and four tackles for loss. His four returns for scores (2 INT, 2 PR) set a UA standard.

National Football Foundation, College Football Hall of Fame

Linebacker Ricky Hunley - 1998 Inductee

One of many defensive stars at Arizona over the years, All-America linebacker Ricky Hunley was a hugely physical presence in the early 1980s and became the first Wildcat elected to the College Football Hall of Fame, with induction in 1998. He turned down a Pittsburgh Pirates baseball offer to play football at Arizona. From 1980 to 1983, Hunley was in on an amazing 566 tackles and was a consensus first-team All-American in both 1982 and 1983. He was a three-time All-Pacific-10 Conference selection and was the 1983 Pac-10 Co-Defensive Player of the Year. A team captain in 1983, he also earned Arizona's Most Valuable Player honor in helping lead the Wildcats to a 7-3-1 record. For several seasons, he played alongside his younger brother, LaMonte, also a Wildcat linebacker. Hunley led the Wildcats in unassisted tackles every year from 1981-83 with totals of 74, 100 and 99, respectively. He also set a school record recovering five fumbles in 1983. Now a professional coach, Hunley played in the NFL for seven years and participated in Super Bowls XXI and XXII as a Denver Bronco. He has coached at Southern California and Missouri and served on the Board of Directors for the Black Coaches Association and the Minority Issues Committee of the AFCA.

Coach Jim Young - 1999 Inductee

Former University of Arizona coach Jim Young joined several other coaches — Don Coryell and Jerry Claiborne — and the likes of Herschel Walker, Billy Kilmer, John Hannah, Ross Browner and several other storied players in the 1999 class of inductees into the National Football Foundation College Hall of Fame. Young, retired in Tucson, had three successful head coaching stints, including his first at Arizona from 1973 to 1976, at Purdue from 1977 to 1981 and a tour of duty at Army from 1983 to 1990. Overall, he won more than 60 percent of his games, at 120-71-2, turning around programs at each stop. At UA, he was 31-13 and posted two 9-2 seasons in 1974 and 1975, among UA's best ever. His 1973 Arizona club finished 8-3 and tied for UA's first conference title in 40 years. At Purdue, he was 38-19-1 with three bowl victories. Coaching the Cadets, he was 51-39-1 with a 2-1 bowl record. Young, who holds bachelor's and master's degrees from Bowling Green, employed passing attacks at Arizona and Purdue and installed the wishbone at Army to reach national rushing prominence. Young completed his football career as an offensive assistant on Dick Tomey's 1992-94 Arizona staffs after Tomey talked him into delaying his retirement.

Coach Darrell Mudra - 2000 Inductee

Darrell Mudra retired from collegiate football in 1988 bringing an end to a Hall of Fame career, which boasts a 200-81-4 record and two national championships. He started his collegiate head-coaching career at Adams State in 1959 and led the team to the 1962 Mineral Bowl, where they defeated Northern Illinois 23-20. In 1963 he became the head coach at North Dakota State where he successfully turned the program around from a 0-10 record the year before, to a 1964 Mineral Bowl victory. In 1965 he won his first national championship defeating Grambling 20-7 in the Pecan Bowl. He then coached the University of Arizona for two seasons and led them to the 1968 Sun Bowl. After a successful stint at Western Illinois, Mudra coached Florida State for two years before going to Eastern Illinois where he won the Division II National Championship. During Coach Mudra's tenure at Northern Iowa, he led the team to the I-AA semifinals in 1985 and 1987. The Panthers were ranked fourth nationally at the end of the 1987 season and lost to the eventual national champion Northeast Louisiana 44-41 in overtime. He was named Kodak Region 4 Coach of the Year in 1985 while at UNI. Mudra was nicknamed "Dr. Victory" because of his success at each level, but always shied away from all of the accolades, preferring to let his assistants and players take the credit.

2012 Arizona Football Media Guide

Safety Chuck Cecil - 2009 Inductee

A two-time First Team Academic All-America selection (1986-87), Cecil starred for Arizona from 1984 to 1987, first under the late Larry Smith and then under former head coach Dick Tomey for his final year. He began as a recruited walk-on and finished his UA career as one of the Pac-10's noted and fearless safeties. A consensus All-American in 1987, Cecil was the Aloha Bowl MVP and a two-time first-team all-conference selection, plus earned second-team honors as a sophomore. He was named Pac-10 Defensive Player of the Year in 1987 and Pac-10 Player of the Week on three occasions. A three-time Pac-10 All-Academic selection, he culminated his education as a recipient of the NCAA Top VI Award, one of the nation's top scholar-athlete citations. He was named Arizona's male winner of the the Pac-10 Conference Medal.

He holds the Arizona career record with 21 interceptions and among those returned one 100 yards for a touchdown against Arizona State in 1986, one of the most electrifying moment in UA football history. Drafted in the fourth round of the 1988 draft by the Green Bay Packers, Cecil spent seven seasons in the NFL and is currently defensive coordinator for the Tennessee Titans. Cecil has served as co-chair of the University of Arizona Medical Center Foundation campaign for UMC Trauma Center.

Defensive Tackle Rob Waldrop - 2011 Inductee

A two-time consensus All-American during his junior and senior seasons, Waldrop was the Pac-10 Defensive Player of the Year in 1993, received the Outland Trophy honoring the country's top interior lineman, was voted the Top Defensive Player of the Year by the Football Writers of America (now called the Bronko Nagurski award), and was one of four finalists for the Lombardi Trophy honoring the outstanding lineman of the year. In 1992 he was voted by opposing linemen as the Pac-10's defensive winner of the Morris Award. He earned first-team All-Pacific-10 Conference honors in 1992 and 1993 and was Pac-10 Defensive Player of the Week against Miami in 1992 and versus USC in 1993. He was named defensive MVP of the 1992 Sun Bowl. He earned Playboy Pigskin Preview All-America honors in 1993. During his senior season, Waldrop recorded 53 total tackles, 14 for losses, including eight sacks --a remarkable feat for an interior lineman. His play, which helped spawn the Wildcats' "Desert Swarm" nickname, was evident in the 1994 Fiesta Bowl when he helped guide Arizona to a shutout, 29-0 victory. He spearheaded an effort which helped the Wildcats lead the nation and set a Pac-10 record with 33 rushing yards allowed per game in 1993, when Arizona led the nation in total defense. He finished his Arizona career with an amazing 164 tackles for an interior lineman, with 44 tackles for loss and 22.5 sacks, which rate fifth in UA's history. Waldrop was drafted in '94 by the NFL's Kansas City Chiefs, played two seasons and later went on to a 1996 stint with the Toronto Argonauts of the CFL.

Other National Honors

Lou Groza Award

2009 Jason Bondzio, semifinalist

Jim Thorpe Award

1986-87 Chuck Cecil, S, semifinalist
1998 Chris McAlister, CB, finalist
2005 Darrell Brooks, FS, semifinalist
2006 Antoine Cason, CB, semifinalist

Chuck Bednarik Award

2007 Antoine Cason, CB, semifinalist

Ronnie Lott Trophy

2007 Antoine Cason, CB, semifinalist

Rimington Trophy

2010 Colin Baxter, C, semifinalist

Ray Guy Award

2005 Danny Baugher, finalist

Walter Camp Alumni Award

2010 Tedy Bruschi

All-American Football Johnny Vaught Head Coach Lifetime Achievement Award

1997 Jim Young (head 1973-76, assistant 1992-94)

Frank Broyles Award (Top Assistant Coach)

1997 Homer Smith, OC, finalist
1998 Rich Ellerson, DC, finalist

FWAA Coach of the Year

1998 Dick Tomey, Finalist

George Munger Award - Coach of Year

2009 Mike Stoops, semifinalist

FN Coach of the Year

1998 Dick Tomey, Finalist

Strength Coach of the Year - Footballscoop.com

2009 Corey Edmond, semifinalist

NFFHOF Scholar-Athlete Award

2001 Eli Wnek, DE, finalist

NFF Hampshire Honor Society

2012 Paul Vassallo, LB
2009 Jason Bondzio, PK
2008 Spencer Larsen, LB

NFF Southern Arizona Chapter - Ricky Hunley Award

2009 James Tretheway, OT
2010 Corey Hall, S
2011 Anthony Wilcox, S
2012 David Roberts, WR

Wuerffel Trophy

2007 Spencer Larsen, semifinalist

NCAA Top Six

1987 Chuck Cecil

NCAA Post-Graduate Scholarship

1978 Jon Abbott
1979 Jeff Whitton
1987 Chuck Cecil

National Academic Momentum Award

2009 Earl Mitchell, West region winner
2010 Jovon Hayes, West region winner

Swede Nelson National Sportsmanship Award

1954 Art Luppino

AFCA Good Works Team

2000 Chris Palic, P
2001 Eli Wnek, DE
2002 Jason Johnson, QB

Jewish Sports Hall of Fame

2002 Josh Miller, P, 1990-92

Virginia Sports Hall of Fame

2007 Ricky Hunley (LB 1980-83)

2012 Arizona Football Media Guide

Territorial Cup Bob Moran Trophy (MVP)

2001 Bobby Wade, WR
 (Mike Williams-ASU)
 2002 (A. Walter/L.Wade-ASU)
 2003 Richard Kovalcheck-QB
 2004 Terry Richardson-ASU
 2005 (Ryan Torain-ASU)
 2006 (Michael Marquardt-ASU)
 2007 Mike Thomas, WR
 2008 Keola Antolin, RB
 2009 (Brock Osweiler, QB-ASU)
 2010 Nick Foles, QB

Bowl MVPs

1979 Fiesta Bowl, Dave Liggins-S, Def
 1985 Sun Bowl, Max Zendejas, PK
 1986 Aloha Bowl, Chuck Cecil-S, Def
 Alfred Jenkins-QB, Offense
 1989 Copper Bowl, Scott Geyer-S, Def
 1990 Aloha Bowl, Todd Burden-CB, Def
 1992 Sun Bowl, Rob Waldrop-DT, Def
 1994 Fiesta Bowl, Tedy Bruschi-DE, D
 Chuck Levy-TB, Offense
 1994 Freedom, Tedy Bruschi-DE, Def
 1997 Insight.com, Kelvin Eafon
 Jimmy Sprotte-LB, Defense
 Trung Canidate-RB, Offense
 1998 Culligan Holiday Bowl, Keith
 Smith-QB, Offense
 2008 Shrine Game Defensive MVP,
 Spencer Larsen
 2008 Pioneer Fiesta Bowl,
 Willie Tuitama-QB
 2010 Alamo Bowl Sportsmanship
 Award - David Douglas-WR

Sports Illustrated All-Bowl

1998 Chris McAlister, CB

Little All-America

1935 Ted Bland, QB (1st, CE)
 1937 Walter Nielsen, FB (1st, CE)
 1938 Tom Greenfield, C (1st, CE)
 1941 Henry Stanton, E (1st, AP)
 1942 Jim Negri, HB (3rd, AP)
 Bob Ruman, HB (3rd, AP)

Pac-10 Player of Year

1983 Ricky Hunley, LB (def.)
 1986 Byron Evans, LB (def.)
 1987 Chuck Cecil, FS (def.)
 1988 Dana Wells, NG (def.)
 1990 Darryll Lewis, CB (def.)
 1993 Rob Waldrop, DT (def.)
 1995 Tedy Bruschi, DE (def.)
 2005 Mike Thomas, WR frosh

Pac-10 Coach of Year

1992 Dick Tomey

Pac-10 Morris Trophy

1987 Dana Wells, NG
 1988 Joe Tofflemire, C
 Dana Wells, NG
 1992 Rob Waldrop, NG
 1995 Tedy Bruschi, DE
 1998 Yusuf Scott, OG

All-Pacific-10 Conference

First-Team Honors

1978 Ron Beyer, TE
 1979 Cleveland Crosby, DT
 1980 Dave Liggins, DB
 1981 Ricky Hunley, LB
 1982 Ricky Hunley, LB
 Vance Johnson, RB
 Jeff Kiewel, OG
 Al Gross, DB
 1983 Ricky Hunley, LB
 Randy Robbins, CB
 Brad Anderson, WR
 1984 David Wood, DT
 LaMonte Hunley, LB
 Allan Durden, FS
 1985 Allan Durden, FS
 Byron Evans, LB
 1986 Byron Evans, LB
 Chuck Cecil, SS
 Joe Tofflemire, C
 David Adams, RB
 1987 Chuck Cecil, FS
 Joe Tofflemire, C
 Dana Wells, NG
 Derek Hill, WR
 1988 Joe Tofflemire, C
 Chris Singleton, OLB
 Dana Wells, NG
 1989 Glenn Parker, OT
 Anthony Smith, DT
 Chris Singleton, OLB
 Jeff Hammerschmidt, FS
 1990 Darryll Lewis, CB
 1991 Chuck Levy, All-Purpose
 1992 Keshon Johnson, CB
 Rob Waldrop, NG
 Josh Miller, P
 1993 Rob Waldrop, DT
 Chuck Levy, All-purpose
 Tony Bouie, DB
 Sean Harris, LB
 Tedy Bruschi, DE
 1994 Tedy Bruschi, DE
 Sean Harris, LB
 Brandon Sanders, DB
 Steve McLaughlin, PK
 Ontiwaun Carter, RB
 Warner Smith, OL
 1995 Tedy Bruschi, DE
 Brandon Sanders, DB
 Armon Williams, ST
 1996 Chris McAlister, CB
 Armon Williams, ST
 1997 Joe Salave'a, DT
 Chris McAlister, CB
 1998 Chris McAlister, CB
 Trung Canidate, RB
 Marcus Bell, LB
 Daniel Greer, DT
 Yusuf Scott, OG
 1999 Trung Canidate, RB
 Dennis Northcutt, WR
 2000 Lance Briggs, LB
 Bobby Wade, RS
 2001 Lance Briggs, LB
 Clarence Farmer, HB
 2002 Lance Briggs, ILB
 Bobby Wade, WR
 Ray Wells, ST
 2005 Darrell Brooks, CB
 2006 Antoine Cason, CB
 Syndric Steptoe, KR
 Nick Folk, P

2007 Antoine Cason, CB
 Spencer Larsen, LB
 Mike Thomas, WR
 Keenyn Crier, P
 2008 Eben Britton, OT
 Rob Gronkowski, TE
 Mike Thomas, WR
 Mike Thomas, PR
 2010 Juron Criner, WR
 Brooks Reed, DE

Second Team All-Pac-10

1978 Larry Heater, RB
 Hubert Oliver, RB
 Cleveland Crosby, DT
 Corky Ingraham, LB
 1979 Hubert Oliver, FB
 Dave Liggins, DB
 Marcellus Greene, DB
 1980 Marcellus Greene, DB
 Mike Robinson, DT
 Bill Jensen, OT
 Sergio Vega, P
 1982 Ivan Lesnik, NG
 Glenn Perkins, ILB
 1983 Tom Tunncliffe, QB
 Chris Brewer, RB
 Max Zendejas, KS
 Mike Freeman, OL
 Marsharne Graves, OL
 Ivan Lesnik, DT
 1984 Joe Drake, NG
 Steve Boadway, IB
 Charlie Dickey, OT
 David Adams RB, KR
 1985 Chuck Cecil, SS
 Joe Tofflemire, C
 Max Zendejas, PK
 Jon Horton, WR
 1986 Stan Mataele, DT
 Gary Coston, PK
 Ruben Rodriguez, P
 Danny Lockett, OLB
 1987 Derek Hill, KR
 1988 Art Greathouse, RB
 1989 David Eldridge, RB
 Doug Pfaff, PK
 Darryll Lewis, CB
 1990 Reggie Johnson, DT
 Rick Warren, OG
 1991 John Fina, OT
 Terry Vaughn, RET
 1992 Mike Heemsbergen-OT
 Sean Harris, LB
 1993 Brant Boyer, ILB
 Warner Smith, OG
 Brandon Sanders, DB
 1994 Hicham El-Mashtoub, OL
 1995 Kelly Malveaux, DB
 1996 Joe Salave'a, DT
 Chester Burnett, ILB
 Matt Peyton, P
 Frank Middleton, OG
 1997 Jose Portilla, OT
 1998 Jeremy McDaniel, WR
 Keith Smith, QB
 DaShon Polk, LB
 Edwin Mulitalo, OT
 1999 Brandon Manumaleuna, TE
 Bruce Wiggins, C
 Steven Grace, OG
 Marcus Bell, ILB
 Joe Tafoya, DT

2000 Joe Tafoya, DE
 Michael Jolivette, CB
 Marques McFadden, OL
 Peter Hansen, ST
 2002 Bobby Wade, RS
 Makoa Freitas, OL
 Mike Bell, RB
 2004 Darrell Brooks, FS
 2005 Copeland Bryan, DE
 Antoine Cason, CB
 Danny Baugher, P
 2006 Louis Holmes, DE
 Spencer Larsen, LB
 Michael Johnson, S
 2007 Eben Britton, OT
 Lionel Dotson, DT
 2008 Devin Ross, CB
 Willie Tuitama, QB
 2009 Colin Baxter, OL
 Adam Grant, OL
 Earl Mitchell, DT
 Xavier Kelley, LB
 Trevin Wade, CB
 2010 Adam Grant, OT
 Ricky Elmore, DE
 Colin Baxter, C
 2011 Trevin Wade, CB

Honorable Mention All-Pac-10

1978 Frank Garcia, P
 John Schramm, OG
 1979 Bill Jensen, OT
 Mike Robinson, DT
 Larry Heater, RB
 Mark Streeter, DB
 Jeff Whitton, MG
 Ron Catlin, OT
 1980 Hubert Oliver, FB
 Reggie Ware, DB
 1982 Brad Anderson, WR
 Mark Keel, TE
 Glenn McCormick, C
 Randy Lockett, DB
 Craig Schiller, P
 1983 Jay Dobyns, WR
 LaMonte Hunley, ILB
 Joe Drake, NG
 John Barthalt, DT
 Troy Hunter, RET
 David Wood, DT
 John Kaiser, OLB
 1984 Jon Horton, WR
 Jay Dobyns, WR
 Alfred Jenkins, QB
 Gordon Bunch, CB
 Lynnden Brown, DB
 Max Zendejas, PK
 Vance Johnson, RB
 1985 Gordon Bunch, CB
 Glenn Howell, TE
 Danny Lockett, OLB
 Ruben Rodriguez, P
 Craig Vesling, OLB
 1986 Jim Birmingham, DT
 Jeff Rinehart, OT
 Jon Horton, WR
 Jeff Fairholm, WR
 Frank Arriola, OG
 1987 Jerry Beasley, LB
 James DeBow, CB
 Art Greathouse, RB
 Chris Singleton, OLB

2012 Arizona Football Media Guide

1988 James DeBow, SS
David Eldridge, RB
Brad Henke, DT
Derek Hill, WR
Bret Holley, P
Kevin Singleton, ILB
Alonzo Washington, RB

1989 John Brandom, OG
Scott Geyer, DB
Reggie McGill, RB
John Nies, P
Donnie Salum, LB
Ronald Veal, QB
Michael Bates, KR
Darren Case, LB
Jeff Hammerschmidt, FS
Todd Burden, CB
Zeno Alexander, OLB

1991 Richard Holt, CB
Bobby Roland, SS
Ty Parten, DT
Nick Fineanganofa, OG

1992 Tony Bouie, FS
Brant Boyer, LB
Richard Griffith, TE
Billy Johnson, FB
Richard Maddox, OLB
George Malauulu, QB
Darryl Morrison, CB
Ty Parten, DT
Warner Smith, OG

1993 Ontiwaun Carter, RB
Troy Dickey, WR
Shawn Jarrett, OLB
Rod Lewis, TE
Steve McLaughlin, PK
Jey Phillips, DB
Jimmie Hopkins, DE

1994 Tony Bouie, FS
Richard Dice, WR
Lamar Harris, TE
Jim Hoffman, DT
Chuck Osborne, NG
Dan White, QB

1995 Richard Dice, WR
Mani Ott, C
Matt Peyton, P
Joe Salave'a, DT
Dan White, QB

1996 Richard Dice, WR
Jeremy McDaniel, WR
Wayne Wyatt, C
Van Tuinei, DT

1997 Chester Burnett, LB
Rusty James, C
Rashee Johnson, SS
Jimmy Sprotte, OLB
Mike Szlauko, DE
Rodney Williams, WR

1998 Dennis Northcutt, WR
Kelvin Eafon, RB
Manuia Savea, OT
Mike Lucky, TE
Bruce Wiggins, C
Ryan Springston, P

1999 Greg Payne, SS
DaShon Polk, OLB
Keith Smith, QB

2000 Keoni Fraser, DT
Idris Haroon, DE
Ortege Jenkins, QB
Sean Keel, PK
Brandon Manumaleuna, TE
Antonio Pierce, LB
Bruce Wiggins, C
Bobby Wade, WR

2001 Bobby Wade, WR
Makoa Freitas, OT
Young Thompson, DT
Jason Johnson, QB
Michael Jolivet, CB

2002 Jason Johnson, QB
James Hugo, TE
Darrell Brooks, CB
Jarvie Worcester, FS
Young Thompson, DT

2003 Darrell Brooks, FS
Keoki Fraser, C
Marcus Smith, DE
Joe Siofele, LB

2004 Mike Bell, RB
Antoine Cason, CB
Steve Fleming, TE
Keoki Fraser, C
Syndric Steptoe, KR
Peter Graniello, OT
Mike Bell, RB
Nick Folk, PK
Michael Johnson, SS
Syndric Steptoe, WR

2006 Eben Britton, OL
Lionel Dotson, DL
Yaniv Barnett, DL
Chris Henry, RB
Mike Thomas, WR
Rob Gronkowski, TE

2007 Jason Parker DE,
Jason Bondzio PK,
Willie Tuitama QB,
Peter Graniello OT

2008 Ronnie Palmer-LB,
Jason Bondzio, K,
Earl Mitchell, DT,
Nic Grigsby, RB,
Colin Baxter, OG,
Keenyn Crier, P,
Cam Nelson, S,
Brooks Reed, DE

2009 Ricky Elmore, DE
Nick Foles, QB,
Devin Ross, CB,
Vuna Tuihalamaka, LB

2010 Paul Vassallo, LB
Nick Foles, QB
David Douglas, WR
Keola Antolin, RB

2011 Nick Foles, QB
Tra'Mayne Bondurant, LB
John Bonano, K
Kyle Quinn, C
Juron Criner, WR

Pac-10 All-Academic
1982 Ivan Lesnik, NG
1983 Ivan Lesnik, DT
1984 Lynnden Brown, SS
Gorden Bunch, CB
1985 Chuck Cecil, SS
Gordon, Bunch, CB
1986 Chuck Cecil, SS
Tom Lynch, OT

1987 Chuck Cecil, FS
Tom Lynch, OT

1988 Brad Henke, DT

1989 Chris Singleton, LB
John Fina, OT

1990 John Fina, OT

1991 John Fina, OT

1992 Jay Kirchoff, K

1993 Chad Ross, LS

1994 Paul Stamer, OL

1995 Wayne Wyatt, C

1996 Wayne Wyatt, C

1997 Jose Portilla, OT

1998 Eli Wnek, DE

2000 Eli Wnek, TE
Brandon Nash, SS

2001 Eli Wnek, DE
Jason Johnson, QB
Justin Jochum, ST

2002 Jason Johnson, QB
Ben DaIMolin, LB/LS
Darrell Brooks, DB (2nd)

2003 Lee Patterson, DB (2nd)

2004 Ben Dalmolin, LS (2nd)

2005 Darrell Brooks, FS
Spencer Larsen, LB (2nd)

2006 Spencer Larsen, LB
Daniel Borg, OL
Nick Folk, K

2007 Spencer Larsen, LB
Jason Bondzio, PK
Corey Hall, DB

2008 Jason Bondzio, PK
David Roberts, WR (2nd)
James Tretheway, OT (2nd)
Corey Hall, DB (2nd)
Chris Gronkowski, HB (2nd)

2009 R.J. Young, LB (2nd)

2010 Anthony Wilcox, DB
Jake Fischer, LB
John Bonano, K
Adam Hall, S (2nd)
R.J. Young, LB (2nd)

CoSIDA Academic All-District VIII

(See Acad. All-America honorees, plus:)

1996 Wayne Wyatt, C
2001 Eli Wnek, DE
Jason Johnson, QB (2nd)

2002 Jason Johnson, QB

2006 Spencer Larsen, LB

2011 Paul Vassallo, LB

Pac-10 Conference Medal

1979 Jeff Whitton, DT
1984 Ivan Lesnik, DT
1985 Gordon Bunch, DB
1988 Chuck Cecil, FS
1990 Chris Singleton, LB
1996 Wayne Wyatt, C
1997 Joe Salave'a, DT
2002 Brandon Nash, SS
2003 Jason Johnson, QB
2011 Brooks Reed, DE

Pac-12 Postgraduate Scholarship

2012 Trace Biskin, OG

WAC Scholar-Athlete

1968 Mike Moody
1969 Mike Moody
1978 Jon Abbott

Pac-10 Players of the Week

1978 Def: Cleveland Crosby (UM)
Off: Larry Heater (Ore.)

1979 Off: Hubie Oliver (ASU)

1980 Def: Ricky Hunley (UCLA)

1981 Off: Tom Tunncliffe (USC)

1982 Def: John Barthalt (UCLA)
Ricky Hunley (ASU)
Off: T. Tunncliffe (ND/UOP)
Vance Johnson (SU)
Tom Tunncliffe (ASU)

1983 Def: LaMonte Hunley (UU)
Randy Robbins (WSU)
Ricky Hunley (UCLA)
Off: Chris Brewer (OSU)
Tom Tunncliffe (UCLA)

1985 Def: Allan Durden
(@ California)
Danny Lockett (vs. SMU)
Chuck Cecil (vs. Oregon)
Max Zendejas (ASU)

1986 Off: David Adams (Houston)
Def: Chuck Cecil (ASU)

1987 Def: Chuck Cecil (SU)
Spec: Paul Kasprzyk (UW)

1988 Def: Brad Henke (WSU)
Spec: Doug Pfafl (WSU/UW)

1989 Off: David Eldridge (UCLA)
Def: Chris Singleton (SU)
Jeff Hammerschmidt (OU)
Chris Singleton (WSU)
Spec: D. Pfafl (Stan/Okla/UW)
John Nies (WSU)

1990 Def: Richard Maddox (Illinois)
D. Lewis (Ore/UCLA/USC)
Spec: Michael Bates (WSU)

1991 Off: George Malauulu (SU)
Spec: C. Levy (Ohio State)

1992 Def: Rob Waldrop (Miami)
Ty Parten (UCLA)
Off: OL (Stanford)
Billy Johnson (Washington)
Spec: Heath Bray (Cal)

1993 Def: Tedy Bruschi (Illinois)
Rob Waldrop (USC)
Off: Chuck Levy (Oregon)
Spec: Jim Hoffman (Illinois)
Chuck Levy (USC)
Steve McLaughlin (SU/WSU)

1994 Def: Akil Jackson (WSU)
Sean Harris (Cal)
Off: Richard Dice (UCLA)
Spec: Matt Peyton (WSU)

1995 Def: Brandon Sanders (WSU)
Spec: A. Williams (G.Tech)
Spec: Ron Holmes (Cal)

1996 Def: Chester Burnett (WSU)

1997 Def: J. Salave'a (Ohio State)
Def: Mike Szlauko (Stanford)

1998 Def: Marcus Bell (Iowa)
Marcus Bell (Washington)
Off: Trung Canidate (Ore.)
O. Jenkins/Keith Smith (UW)

1999 Off: Dennis Northcut (TCU)
Trung Canidate (UTEP)
Def: Marcus Bell (USC)

2000 Def: Joe Tafoya (Utah)
Def: Idris Haroon (Stanford)
Def: Michael Jolivet (USC)
ST: Gary Love (UTEP)
Off: Gary Love (WSU)

2001 Off: Bobby Wade (ASU)

2002 Def: Michael Jolivet (NAU)
Off: Jason Johnson (Cal)

2012 Arizona Football Media Guide

- 2003 Def.: Michael Jolivet (NAU)
 2004 Def.: Antoine Cason (NAU)
 2005 Def.: Michael Johnson (OSU)
 ST: Nick Folk (OSU)
 2006 Def.: A. Cason (WSU/Cal)
 ST: Nick Folk (BYU/Ore)
 Off: Chris Henry (Ore)
 2007 Off: Willie Tuitama (UW)
 Def: Spencer Larsen (Ore)
 ST: Antoine Cason (Ore),
 Keenyn Crier (USC);
 Mike Thomas (UW);
 Jason Bondzio (UCLA)
 2008 Off: Keola Antolin (Cal)
 Def: Corey Hall (UCLA)
 ST: Keola Antolin (Toledo);
 Mike Thomas (UCLA)
 2009 Off: Nick Foles (Stan)
 Def: Devin Ross (OSU),
 Cam Nelson (UCLA),
 Earl Mitchell (USC)
 ST: Alex Zendejas (ASU)
 2010 Off: Nick Foles (Iowa)
 ST: Travis Cobb (Iowa)
 Def: Shaq Richardson (WSU)
 Def: Paul Vassallo (UW)
 Off: Matt Scott (UW)
 ST: Jake Fishcer (UCLA)
 2011 ST: John Bonano (UCLA)

All-Samoan All-Star Team

- 1993 Mu Tagoai, OL; 1994 Pulu Poumele, OL; 1995-97 Joe Salave'a, DT; 1997-98 Edwin Mulitalo, OT

Playboy Preview All-America

- 1971 Mark Arneson, LB
 1972 Jackie Wallace, DB
 1975 Theopolis "T" Bell, WR
 1979 Cleveland Crosby, DT
 1982 Ricky Hunley, LB
 1983 Ricky Hunley, LB
 1988 Joe Tofflemire, C
 1993 Rob Waldrop, DT
 1995 Sean Harris, LB
 1995 Tedy Bruschi, DL
 2002 Clarence Farmer, RB

All-Coast (UPI)

- 1954 Art Luppino, B (2nd)
 1978 Ron Beyer, TE (1st)
 1979 Jeff Whitton, NG (1st)
 1982 Jeff Kiewel, OG (1st)
 Vance Johnson, RB (1st)
 Ricky Hunley, LB (1st)
 Ivan Lesnik, DL (2nd)
 Glenn Perkins, LB (2nd)
 Al Gross, DB (2nd)
 1986 Byron Evans, LB (1st)
 Joe Tofflemire, C (1st)
 David Adams, RB (2nd)
 Chuck Cecil, SS (2nd)

All-Time Rocky Mountain-Southwest Football Team

(Selected by WAC, 1969)

- 1st Henry Stanton, end
 Tom Greenfield, center
 2nd Jim Donarski G, Fred Enke B

First Team All-WAC

(Western Athletic Conference Official Coaches' Team)

- 1963 Floyd Hudlow, RB
 1964 John Briscoe, C
 Floyd Hudlow, RB
 1966 Jim Greth, RB
 Roger Myers, OT
 Bill Nemeth, C
 1967 Tom Nelson, DT
 Bill Lueck, OG
 1968 Ron Gardin, RB/WR
 Frank Jenkins, DE
 John Matischak, OT
 Tom Nelson, DT
 1970 Mark Arneson, LB
 1971 Mark Arneson, LB
 Jim Ventriglia, DT
 Bob White, S
 Jackie Wallace, CB
 1972 Jim O'Connor, OT
 Jim Arneson, OG
 Marty Shuford, P
 Bob Crum, DE
 Ransom Terell, LB
 Jackie Wallace, CB
 Bob White, S
 1973 Jim O'Connor, OT
 Willie Hamilton, RB
 Russell Williams, CB
 Ransom Terrell, LB
 1974 Scott Piper, SE
 Brian Murray, OT
 Jim Upchurch, FB
 Theopolis "T" Bell, WR
 Mike Dawson, DT
 Mark Jacobs, LB
 Dennis Anderson, S
 1975 Theopolis Bell, WR/KR
 Bruce Hill, QB
 Brian Murray, OL
 Mike Dawson, DL
 Obra Erby, LB
 Dennis Anderson, DB/P
 1976 Keith Hartwig, WR
 Bill Segal, OL
 Lee Pistor, PK
 1977 Jon Abbott, DL

Second Team All-WAC

- 1963 Jerry Zeman, tackle
 1964 Tom Malloy, guard
 Ted Lawrence
 1965 Brad Hubbert, back
 Tom Malloy, guard
 1966 Roger Calderwood, end
 Joe Escalada, guard
 Fritz Greenlee, end
 1967 John Jones, tackle
 Wally Scott, back
 Olden Lee, LB
 1968 Otis Comeaux, LB
 Rex Macklin, tackle
 Mike Moody, guard
 Ted Sherwood, end
 1969 Ron Gardin, back
 Rex Macklin, tackle
 Bill Miller, CB
 Ted Sherwood, end
 Kim Thompkins, guard
 1970 Justin Lanne, safety
 Bill McKinley, end
 Bob Crum, end
 Marty Shuford, punter

WAC Annual Awards

- 1975 Bruce Hill, back
 Mike Dawson, lineman
 1973 Jim Young, coach
 Bruce Hill, rookie
 1970 Bill McKinley, lineman
 1968 Tom Nelson, lineman
 1964 John Briscoe, lineman

WAC All-Academic

- 1963 Gene Dahlquist, QB
 Don Kunitz, G
 Gerald Zeman, T
 1964 Bob Beal, G
 Joe Escalada, G
 Don Kunitz, C
 1965 Joe Escalada, G
 1966 Fritz Greenlee, WR
 1967 Mike Moody, OT
 Bill Nemeth, C
 1968 Mike Moody, OG
 Doug Schlueter, DB
 1969 Bill Miller, DB
 1970 John Black, DB
 1971 Greg Boyd, DB
 1972 Jim Arneson, OG
 1973 Bill Adamson, MG
 1974 Dan Howard, TB
 Bill Adamson, DL
 1975 Dan Howard, TE
 Jon Abbott, DT
 Doug Henderson, DB
 1976 Jon Abbott, DT
 Doug Henderson, DB
 1977 Jon Abbott, MG
 Jeff Whitton, DT
 Doug Henderson, DB

All-Border Conference

(Official Team, all First Team)

- 1933 Jason Greer, end
 Gene Filbrun, tackle
 Ted Bland, QB
 Swede Carlsson, fb
 1934 Bud Robinson, end
 Earle Nolan, tackle
 Ted Bland, QB
 1935 Roy Wallace, end
 Harry Clayton, tackle
 Joe Mullen, guard
 Charles Cochran, center
 Ted Bland, QB
 Ken Knox, back
 1936 Ralph Warford, end
 Earle Nolan, tackle
 Claire Preninger, back
 1937 Harry Parker, end
 George Rogers, tackle
 Tom Greenfield, center
 Bronko Smilanich, back
 1939 Eddie Held, end
 Jack Dungan, tackle
 John Black, back
 1940 Henry Stanton, end
 Jack Irish, tackle
 Bill Flake, guard
 John Black, back
 1941 Henry Stanton, end
 Jack Irish, tackle
 Stan Petropolis, guard
 1942 Jack Irish, tackle
 Murl McCain, center
 Bob Ruman, back
 1946 Harry Warner, tackle

- 1947 Fred Enke, halfback
 1948 Art Converse, center
 1951 Bill Glazier, end
 Jim Donarski, guard
 Gil Gonzales, back
 1952 Dick Christiansen, end
 Bill Dean, tackle
 Jim Donarski, guard
 Kenny Cardella, back
 1953 Buddy Lewis, tackle
 Kenny Cardella, back
 1954 Buddy Lewis, tackle
 Ed Brown, guard
 Paul Hatcher, center
 Art Luppino, back
 1955 Bob Griffis, guard
 Paul Hartcher, center
 Art Luppino, back
 1957 Joe Young, end
 Ed Brown, guard
 1959 Marshall Pieczentkowski, C
 1960 Bobby Lee Thompson, back

Second Team All-Border Conference

- Roy Conn, tackle 1940; Cal Snoddy, guard 1940; Bill Smetana, back 1941; Emil Banjavacic, back 1941; Murl McCain, center 1941; Hillard Crum, end, 1946; Virgil Marsh, guard 1946; Max Spilsbury, end, 1946; William Penn, back 1946; Harry Varner, tackle 1947; Fred Kenz, guard 1947; Charles Hall, fullback, 1947-48; Bob Larsen, end, 1948; Jim Donarski, guard 1950; Eddie Wolgast, back 1950; Buddy Lewis, tackle 1952; Glenn Bowers, center 1953; Don Beasley, fullback 1953; Paul Hatcher, center 1956; Eddie Wilson, quarterback 1960; Joe Hernandez, back 1960; Tony Matz, tackle 1960.

Arizona Players in All-Star Games

(Listed by senior year for player)
 (*Played Jan. 1, 1955)

Shrine East-West Game

- 1939 Walt Nielsen, B
 1941 Henry Stanton, E
 1956 Paul Hatcher, C
 1964 Floyd Hudlow, B
 1969 Ron Gardin, B
 1971 Mark Arneson, LB
 1972 Bob Crum, E
 Jackie Wallace, CB
 1974 Jim Upchurch, B
 1975 Dennis Anderson, S
 Mike Dawson, D
 1981 Dave Liggins, S
 Hubie Oliver, FB
 Bill Nettling, TE
 1983 Jeff Kiewel, G
 Alfred Gross, S
 1984 Larry Smith, head coach
 Brad Anderson, WR
 Tom Tunnicliffe, QB
 1985 Vance Johnson, RB
 1986 Max Zendejas, PK
 1988 Joe Tofflemire, C
 1990 John Nies, P/PK
 1991 John Fina, OT
 1993 Ty Parten, DT

2012 Arizona Football Media Guide

1995 Tony Bouie, S
Sean Harris, LB
Ontiwaun Carter, RB
Dick Tomey, coach

1996 Tedy Bruschi, DE
Chuck Osborne, DT
Brandon Sanders, S

1997 Joe Salave'a, DT

1998 Joe Salave'a, DT

1999 Edwin Mulitalo, OT
Chris McAlister, CB-dnp

2000 Keith Smith, QB

2001 Bruce Wiggins, C
Joe Tafoya, DE

2003 Jason Johnson, QB
Makoa Freitas, OT
Lance Briggs, LB-dnp
Bobby Wade, WR-dnp

2004 Steve Fleming, TE

2005 Darrell Brooks, S
Gilbert Harris, RB

2006 Michael Johnson, S

2007 Spencer Larsen, LB
Lionel Dotson, DL

2008 Mike Thomas, WR

2009 Earl Mitchell, DT
Devin Ross, CB

2010 Adam Grant, OT
Ricky Elmore-DE

2011 Trevin Wade, CB

Hula Bowl Game

1967 Woody King, B

1971 Bill McKinley, E

1973 Bob Crum, DE

1974 Ransom Terrell, LB

1975 Jim Upchurch, RB

1976 Brian Murray, DT

1977 Obra Erby, LB
Keith Hartwig, WR

1979 Ron Beyer, TE

1980 Cleveland Crosby, DT

1981 Mike Robinson, DT

1984 Ricky Hunley, LB

1985 Charlie Dickey, OT
LaMonte Hunley, LB

1986 Allan Durden, S (dnp)

1987 David Adams, RB
Jon Horton, WR
Stan Mataele, DT
Byron Evans, LB

1988 Chuck Cecil, S

1989 Derek Hill, WR

1990 Chris Singleton, LB
Anthony Smith, DT (dnp)

1991 Darryll Lewis, CB
Jeff Hammerschmidt, S
Reggie Johnson, DT
Dick Tomey, coach

1992 John Fina, OT (dnp)
Dick Tomey, coach

1993 Ty Parten, DT

1995 Warner Smith, G
Tony Bouie, FS
Jim Hoffman, DT

1996 Brandon Sanders, S (inj)

1997 Joe Salave'a, DT
Van Tuinei, DE

1998 Joe Salave'a, DT
Jose Portilla, OT
Rashee Johnson, CB

1999 Chris McAlister, CB
Kelvin Eafon, RB
Mike Lucky, TE
Jeremy McDaniel, WR

2000 Marcus Bell, LB
Manuia Savea, OT
Greg Payne, S
Trung Canidate, RB

2001 Makai Freitas, OT

2002 Jermaine Chatman, CB

2003 Jason Johnson, QB

2004 Joe Siofele, LB
Michael Jolivet, CB

2006 Syndric Steptoe, WR

2007 Wilrey Fontenot, CB
Louis Holmes, DL
Dominic Patrick, DB

Senior Bowl Game

1956 Art Luppino, B

1962 Eddie Wilson, QB

1964 Floyd Hudlow, B

1966 Jim Greth, B

1971 Mark Arneson, LB
Charlie McKee, FL

1972 Jackie Wallace, CB

1973 Marty Shuford, FB

1975 Theopolis "T" Bell, WR
Mike Dawson, DT

1981 Mike Robinson, DT
Dave Liggins, S

1983 Tony Neely, DB

1984 Randy Robbins, CB

1985 Vance Johnson, RB

1987 Byron Evans, LB

1988 Chuck Cecil, S (dnp)

1989 Derek Hill, WR
Brad Henke, DT

1990 Chris Singleton, LB (dnp)
Doug Pfaff, PK
Anthony Smith, DT

1993 Josh Miller, P
Keshon Johnson, CB

1994 Rob Waldrop, DT
Rod Lewis, TE

1995 Claudius Wright, CB

2003 Lance Briggs, LB
Bobby Wade, WR

2005 Mike Bell, RB

2006 Nick Folk, K

2007 Antoine Cason, CB (dnp)

2008 Mike Thomas, WR

2010 Brooks Reed, DE

2011 Nick Foles, QB
Juron Criner, WR

Blue-Gray Game

1966 Jim Greth, B

1977 Keith Hartwig, WR

1980 Marcellus Greene, CB

1982 Glenn McCormick, C

1983 Larry Smith, head coach
Tom Tunnicliffe, QB
Brad Anderson, WR
Marsharne Graves, OT
John Kaiser, LB
Ricky Hunley, LB (dnp)

1984 David Wood, DT

1987 Jeff Fairholm, WR
Boomer Gibson, LB

1988 Brad Henke, DT

1992 Richard Holt, CB

1997 Frank Middleton, G
Armon Williams, LB

2000 DaShon Polk, LB

2001 Kevin Barry, G

Eastham Energy All-Star Game

2010 Nic Grigsby, RB
Jermaine Chatman, CB

Casino Del Sol College All-Star Game

2011 Gino Crump WR
Paul Vassallo, LB
Derek Earls, LB
Robert Golden, CB
Mohammed Usman, DE
David Hill, HB
C.J. Parish, DE

All-American Classic

2005 Copeland Bryan, DE
Vince Feula (BYU), DT

Paradise Bowl

2001 Zaharius Johnson, S
Austin Uku, DE
Johnny Jackson, DE
Shelton Ross, LB
Brandon Marshall, WR
Brandon Nash, S

2002 James Hugo, TE
Ray Wells, LB
David Hinton, CB

Florida All-Star Gridiron Classic

1999 Mike Lucky, TE,

2001 Marques McFadden, OL
Ortege Jenkins, QB

2002 Young Thompson, DT
Makoa Freitas, ot

North-South Game

1961 Eddie Wilson, QB

1969 Bill Miller, CB

1970 Bill McKinley, E

1972 Bob McCall, B

All-American Game (Washington, D.C.)

1962 Bobby Thompson, B
Joe Hernandez, B

U.S. Bowl

1962 Joe Hernandez, B
Bobby Thompson, B

Lion American Bowl Game

1969 Ron Gardin, B

1975 Bruce Hill, QB

College All-Star Game (Chicago)

1939 Bronko Smilanich, B

1944 Bob Ruman, B

1968 Bill Lueck, G

1971 Mark Arneson, LB

1972 Jackie Wallace, CB

1975 Mike Dawson, DT

Coaches All-America

1965 Floyd Hudlow, RB

1969 Ron Gardin, RB

1975 Theopolis "T" Bell, WR

All-American Bowl (Tucson)

1960 Warren Livingston, RB
Tony Matz, T

1961 Bob Garis, C
Joe Hernandez, RB
Eddie Wilson, QB
Bobby Thompson, RB

1962 Vern Alexander, T

Copper Bowl (Tucson)

1959 Willie Peete, E
Jim Geist, QB

1960 Jack Gillespie, B
Ted Urness, G

Japan All-Star

1975 Brian Murray, DT

1977 Obra Erby, LB
(Co-MVP)
Keith Hartwig, WR
Cleveland Crosby, DT
Larry Heater, RB

1983 Jeff Kiewel, OT
Larry Smith, coach

1984 Ricky Hunley, LB

1985 LaMonte Hunley, LB

1986 Allan Durden, S

1988 Boomer Gibson, LB
Kevin McKinney, G

1989 Dana Wells, NG

1990 Dick Tomey, coach
John Nies, PK
Glenn Parker, OT

1991 Jeff Hammerschmidt, S

1993 Richard Maddox, OLB

Seattle Challenge Bowl

1978 Ron Beyer, TE
Neil Orr, G

Christian Bowl (Murfreesboro, Tenn.)

1955 Ev Nicholson, G
John Mellekas, T
Skip Corley Sr., QB
Ed McCluskey, FB

Salad Bowl (Phoenix) (Border vs. Skyline Conference)

*1954 Buddy Lewis, T
Nick Kondora, T
Al Webre, G
John Vagoni, G
Fred Schuh, QB
Tommy Grimes, B
Bobby Fry, B

1955 Max Burnett, B (MVP)
Ed McCluskey, FB
John Mellekas, T
Ev Nicholson, G

2012 Arizona Football Media Guide

All-Time Lettermen

Abbott, Howard: 31, 32, 33
 Abbott, Jon: 74,75,76,(77)
 Abramo, John A.: 2003,04,05
 Ackerman, T. Warren: 48
 Acuff, Wendell P.: 26,27,28,(28)
 Acton, Brian F.: 66
 Adams, David D.: 84,85,86
 Adams, David Lee: 04
 Adams, Isham C. E.: 19, trainer
 Adamson, Kenneth Edward: 34
 Adamson, William J.: 73,74
 Aeppli, Emmett Clark: 45
 Ahee, Solomon: 46,47
 Ahern, Patrick: 86
 Akinniyi, Akin: 2003,04,05
 Albert, Philip S.: 65,66
 Alexander, Dusty S.: 2001
 Alexander, Vern: 60,61,62
 Alexander, Zeno A.: 87,88,89,90
 Alford, James: 2005,06,07
 Allen, Gallen C.: 85,87
 Allen, Gove L., Jr.: 54,55,56
 Allison, James C.: 70,71,72
 Allred, Douglas O.: 55,56
 Alualu, Ben U.: 98,00
 Aluisse, Joe: 1966
 Amituanai, Conan: 2008,09,10
 Anderson, Bradley S.: 81,82,83
 Anderson, Clarence: 54,55,56
 Anderson, Dennis J.: 73,74,75
 Anderson, Derriak J.: 73,76,77
 Anderson Kenneth Robert: 28,29
 Anderson, Quintus James: 00 (Mgr.)
 Andrew, Keith R.: 78
 Andrus, Dexter Eli: 08
 Anglin, Ray: 30,31,32
 Antolin, Keola: 2008,09,10,(11)
 Arboit, Thomas M.: 65,66
 Arce, John H.: 73, 75, 76
 Archibald, Charles: 09
 Areghini, David G.: 61,63
 Arico, Sam S.: 37,38
 Armer, Walter D.: 38
 Arnason, Hal G.: 68,69,70
 Arnason, Kim S.: 70
 Arneson, James A.: 70,72
 Arneson, Mark E.: 69,70,(71)
 Aro, Michael R.: 67,68
 Arrigoni, Peter R.: 55
 Arriola, Frank: 85,86
 Ashby, Jack C.: 69,70
 Ashcraft, Clarence Leslie: 38,41
 Austin, Adam: 2006
 Austin, Dominique: 2008,09,10
 Austin, Wilfred G.: 24,25
 Avegalio, Fata Ryan: 2001,02
 Aycock, Quentin E.: 52
 Bachman, Addison: 2011
 Baechler, William K.: 74,75,76
 Bagby, Charles F.: 42
 Bailey, Michael K.: 73
 Bailey, William H.: 84
 Baker, Barrett: (98)
 Baker, Dave: 73 74 75(Mgr)
 Baker, Marvin B.: 74,75
 Baker, Scott: 76,77
 Baker, William C.: 73,75,76
 Balich, Nicholas S.: 57,58
 Balikian, Michael N.: 79
 Ball, Lawrence: 2004
 Banjavcic, Emil T.: 39,40,(41)
 Banks, Antonio C.: 2000, 01
 Barajas, David: 67,68
 Barber, Robert Olsen: 32
 Barker, Lawrence Ward: 05
 Barkley, Charles Everett: 16
 Barkley, Howard T.: 19,20,21,22
 Barkum, Derrick: 2008
 Barnett, Rory T.: 80,84
 Barnett, Yaniv: 2004,05,06,07

Barrett, Willis H.: 73,74,75
 Barringer, John B.: 82,83,84
 Barry, Kevin: 2000,01
 Barthalt, John: 82,83,84
 Barthels, Frederick: 05
 Basye, Thomas I.: 84,86
 Bateman, Ralph Lowell: 04
 Bates Michael D.: 89,90
 Batiste, Fred: 49,50
 Batten, Brady E.: 93,95,96,97
 Battista Frank J.: 59
 Battles, Michael J.: 73,74,75
 Baugher, Daniel: 2002, 03,04,05
 Baucus, Jack: 2010,11
 Baucus, Michael: 2011
 Baxter, Colin: 2007,08,(09),(10)
 Bayless, Zebulon Vance: 1901,02
 Beach, Charles P.: 13,14
 Beal Robert L.: 64,65
 Beall, Charles Louis: 45
 Be'Ans, Donald E.: 82,83,84,85
 Beard, William Carl: 52,53,54
 Beasley, Don G.: 52,53,56
 Beasley, Jerry W.: 84,85,86,87
 Beaton, Robert Stenhouse: 13
 Becker, Peter: 91,93
 Bechtold, Kenneth I.: 26,27
 Becker, Peter C.: 91
 Beddow, Edward W.: 39,40,41
 Beeler, George W.: 32,33,34
 Behr, Ernest Edward: 08
 Beirne, Bryson: 2009,10,11
 Bell, James Bryan: 19,20
 Bell, Marcus Udall: 96, 97, 98, 99
 Bell, Michael S.: 2002, 03, (04,05)
 Bell, Ralph Lewis: 12
 Bell, Tanner C.: 2002,03,05
 Bell, Travis R.: 2005,06,07
 Bell, Theopolis: 72,73,74,75
 Bender-Ramsay, E.:2011
 Benjamin, Marcus: 2009
 Bennett, Earl R.: 29,30
 Bennett, Joseph Dean: 42,46,47
 Bensinger, Robert: 79
 Bentley, Donald James: 41
 Bergman, James Morris: 34,35
 Bergman, Craig J.: 86
 Bernard, Allen Chouteau: 00
 Bernhard, Durward Isaac: 11,12
 Berra, Carl: 39,40
 Berry, John Chester; 34,35
 Berry, Lowell M.; 54,55
 Berry, Ruben: 83,84,85,86
 Berry, William: 24(Mgr)
 Bertoni, Jason: 2008,09
 Bertrand, Dave: 2005,06
 Betty, Stuart R.: 89
 Bever, Laurence H.: 27,28,29
 Beyer, Ronald E.;75,76,77,78
 Bias, Kelvin C.: 92
 Bichekas, Val S.: 83,84,85,86
 Bickley, William J.: 48,49
 Bingham, Norman J.: 48,49
 Bird, Allen Tracy, Jr.: 10
 Bird, Walter Duane: 10,11
 Birmingham, Jim E.: 83,84,85,86
 Biskin, Trace: 2011
 Black, Charles: 04
 Black, John Russell: 38,39,(40)
 Black, John R.: 69,70
 Black, William Thomas: 42,46
 Blackwell, Harrison Jr.; 77,80
 Blades, Ernest Orrin: 08,09
 Bland, George B.: 42
 Bland, Vernon Nelson: 33,34,35
 Bleakley, Barry B.: 53,54
 Bledsoe, John R.: 72,73,74
 Bledsoe, Frederick W.: 1978
 Blocker, William M.: 97
 Bloodworth, Ted: 46

Boadway, Steve: 81,82,83,84
 BoBo, Thomas Jr.: 93,94,96
 Boche, Mark G.: 68,69
 Boeler, George W.: 32,33,34
 Bognanno, Joseph M.: 57,58
 Bolen, Lee E.: 71,72
 Bonano, John: 2009,10,11
 Bondurant, Tra'Mayne: 2011
 Bone, James Lee: 10
 Bonillas, Jose R.: 95,96,97,98
 Bonillas, Ygnacio Safford: 1904
 Bondzio, Jason: 2007-08
 Booth, Nick: 2008,09
 Borg, Daniel: 2006,07
 Boris, Robert F.: 80,81
 Bostrum, Enoch: 13
 Boucher, Donald: 49,50
 Bouie, Tony V.: 91,92,93,94
 Bourland, David P.: 88,89,90
 Bowden, Bill: 38 (Mgr.)
 Bowerman, Donald R.: 54,55,56
 Bowers, Glenn F.: 53,(54)
 Bowers, Larry W.: 51,52,53
 Boyd, Gregory: 70,71,72
 Boyer, Brant T.: 92, (93)
 Boykin, Gerald L.: 52,53
 Bradley, John S.: 80
 Bradstreet, Jerbert Neal:10
 Brady, Arthur Richard: 11
 Brady, Blake: 2011
 Brady, James: 48(Mgr.)
 Branch, Joseph A.: 94, 95
 Brandimarte, James: 75
 Bandom, John: 86,87,88,89
 Brandon, Van: 78,79,80,81
 Brandt, Leo M.: 50,51,52
 Brandt, Russ: 93, 94, 95
 Brautigam, Roger L.: 66,67
 Bray, Heath J.E.: 89,90,91(92)
 Brechler, William E.: 62,63
 Breen, Murice: 17
 Breinig, Howard R.: 60,61, (62)
 Brennan, R. Bradley: 96,97,98,00
 Brennan, Thomas R.: 66,67
 Brewer, Chris: 80,81,82,(83)
 Brichta, Louis Chambrro: 09, 10, 11
 Bricker, Edward H.: 62,63,64
 Briggs, Lance M.: 99, 2000, 01,(02)
 Brisco, Arguster: 71,74
 Briscoe, John E.: 62,63,64
 Brittain, Brad Richard: 2002, 04,05
 Britton, Eben: 2006,(07),(08)
 Brockenbury, Richard A.: 15,16
 Broderick, Glenn Burwood: 20,21,22
 Brookfield, Charles: 71
 Brooks, Darrell L.: 2002, 03, (04,05)
 Brooks, David E.: 78
 Brookshier, Frank A.: 23,24,25,
 Brown, Charles Owen, Jr.: 03
 Brown, Edward H.: 54,55,56,57
 Brown, J. Duncan: 26,27
 Brown, Lyle: 2009,10,11
 Brown, Lynnnden A.: 81,82,83,84
 Brown, Marvin: 99
 Brown, Patrick L.: 58,59,60
 Brown, Peterson: 23
 Brown, Willard Morse: 1899
 Brumfield, Wally M.: 72,73
 Brunelli, Lee Q.: 85
 Brunk, Michael D.: 62,64
 Bruschi, Tedy L.: 92,93,94,(95)
 Bryan, Copeland J.: 2002, 03, 04,05
 Bryant, Jimmy R.: 63,64
 Bubala, Joseph Eugene: 57,58,60,61
 Buckner, Dan: 2011
 Buehman, Albert Rex: 04
 Bullock, James D.: 91
 Bunch, Gordon A.: 82,83,84
 Bundy, Michael S.: 91
 Burden, E. Todd: 87,88,89,90
 Burget, Christopher J.: 83,85

Burnett, Chester D.: 93,95,96, 97
 Burnett, Max: 54,55
 Burnham, Roderick Deann: (08)
 Burrows, Ashley: 98
 Bush, Bruce C.: 81
 Butler, Kylan: 2011
 Butts, Horatio Cotter: 27,28
 Calderwood, Roger L.: 64,65,(66)
 Callen, Robert Leon: 96, 98, 99
 Calloway, Lawrence: 1905,07(Mgr.),
 08,09
 Cameron, Carl C.: 37,38
 Camp, Charlie: 91,92,94,95
 Campbell, Duncan Hugh: 1899,00
 Campbell, Nathan: 98, 99, 00
 Campos, Jose Luis: 98
 Campell, Thomas: 71,72,73,74
 Candite, Trung J.: 96,97,98, 99
 Cannon, Frank Mullen: 10
 Capps, Clarence R.: 45
 Capps, Ferril: 41,42
 Cardella, Kenneth C.: 51,52,53
 Cardoza, Paul J.: 74
 Carey, Ka'deem: 2011
 Carey, Tom: 30
 Carlson, Clarence W.: 31,32,33
 Carlyle, Thomas Gordon: 33,34,35
 Carney, John T., Jr.: 61,62
 Carpenter, Horold David: 15,16,17
 Carpenter, Miles Miller: 08,09,10
 Carpenter, Lewis: 20,22,23,24
 Carpenter, Thomas: 48
 Carr, Beau: 2002
 Carrillo, Oscar Jr.: 47,48,49,50
 Carroll, Joseph S.: 59,60
 Carter, Bob R.: 79,80,81
 Carter, John E.: 79
 Carter, Ontiwaun E.: 91,92,93,(94)
 Caruthers, Edward J., Jr.: 67
 Caruthers, Sam R.: 12,13
 Case, Darren James: 87,88,89,90
 Case, Travis J.: 49,52
 Cason, Antoine: 2004,05,(06,07)
 Cassarino, William M.: 71
 Castaneda, Rudolph: 1899
 Castillo, Jeff Phillip: 85
 Castle, Sam E.: 65,66
 Castle, Stephen C.: 73
 Catlin, Ronald: 77,78,79
 Cecil, Charles: 84,85,86,(87)
 Cephers, Troy: 85,86,87
 Chacon, Brian: 2011
 Chalmers, Stephen Martin: 46
 Chambers, Dale Sherman: 45(Mgr)
 Champion, William H.; 72,73
 Chapman, Jan L.: 05
 Chatman, Jermaine: 2000, 01
 Chavez, William E.: 67
 Cherry, Joe Wesley: 46
 Chiasson, Jeffrey T.: 94,95
 Christensen, William John: 58,59
 Christiansen, Brian A.: 81
 Christiansen, Richard A.: 50,51,(52)
 Christy, Fred Chase: 00,01
 Christy, Theodore R.: 61,62,(63)
 Ciasca, Michael, 92,93
 Clark, Carl Wood: 12,13
 Clark, Donald F.: 32,33
 Clark, Drexel D.: 30,31,32
 Clark, George: 32 (Mgr.)
 Clark, Marvin Carl: 21,22,(23),24
 Clark, Wallace W.: 25,26,27,28
 Clarke, Raymond: 70,71,72
 Claus, Bart: 52,53,55
 Clawson, George Albert: 12,14
 Claves, Alfred: 23
 Clayton, Harry H.: 34,35
 Clayton, Reed Douglas: 85,86
 Clifford, Brian P.: 80
 Cloud, Leo Frederick: 12,14
 Clubb, Fred J.: 40,41

2012 Arizona Football Media Guide

Clymer, Vance Geer: 17,19,20,21
 Cobb, Robert L.: 78,79
 Cobb, Travis: 2009,10
 Cobbe, George H.: 34
 Cochran, Charles M.: 33,34(35)
 Codd, George Gordon: 35,36,37
 Codd, William A.: 53,54,(55)
 Coddington, James L.: 67,68
 Cody, William F.: 55
 Colace, Joseph J.: 73,74
 Cole, Dalton J.: 73,74
 Cole, James A.: 51
 Collier, Horace Jay: 29,30,(31)
 Collins, Guy: 84
 Comeaux, Otis: 67,68
 Compton, Gilbert M.: 81
 Concannon, James M.: 41
 Condron, Albert Harlan: 13,14
 Conn, C. Roy: 38,39,40
 Connell, Thomas Joseph: 22
 Connolly, Leo Max: 29
 Conner, John: 82,83,84
 Connor, David A.: 83,84
 Converse, Arthur Lee: 46,47,(48)
 Converse, Arthur Tracy: 77,73
 Cook, Charles E.: 58
 Cook, Kenneth J.: 61,(62)
 Cook, Oscar: 17,19
 Cook, William L.: 79,80,81
 Cooley, Thomas W.: 68,69
 Cooper, Carl Willis: 36,38
 Cooper, Michael: 2011
 Cooper, Van E.: 74,75,76,77
 Coppinger, James R.: 45,46
 Corbitt, Donald Oliver: 46,47
 Corley, Cecil H.: 42
 Corley, Vaughn S.: 53,54,55
 Corley Jr., Vaughn S.: 80
 Corral, Christopher: 91,92,93
 Cosgrove, Bard L.: 01,(02),03
 Costa, Dominic K.: 2002, 03
 Coston, Gary D.: 86,87,89,(90)
 Couch, Steve: 82
 Coulter, Robert L.: 92,93,94
 Courtney, David L.: 72
 Couthie, Fover L.: 40,41,42
 Cox, Tremaine J.: 2001
 Covington, J. Herbert: 35
 Crawford, Albert M., Jr.: 13,14,15,16
 Crawford, Johnny R.: 76,77,78,79
 Creviston, Kenton L.: 75,76,77
 Crier, Keenyn: 2007,08,09,10
 Crimes, Jerome: 80,81
 Criner, Juron: 2008,09,10,11
 Crogan, Fred: 33,34
 Croom, Larry: 99,00
 Cropper, Gary Lee: 56,57,(59)
 Crosby, Cleveland P.: 78,(79)
 Crossman, Richard A.: 67,68,(69)
 Crouch, Andrew: 83,85,86
 Crouch, Cecil James: 47,49
 Crouch, Robert E.: 24,25,(26),27
 Crowell, Irving Potter: 21
 Crum, Hilliard H., Jr.: 46,47
 Crum, Robert H.: 70,71,72
 Crump, Gino: 2010,11
 Cunningham, Van Hugh: 45
 Cury, Ronald E.: 70
 Cusick, Edward Timothy: 20
 Custer, Blake F.: 85,86,87
 Dahlquist, Eugene M.: 63,64
 DaLee, Ronald A.: 69,70,72
 DalMolin, Benjamin A.: 2001, 02, 04
 Daniels, Chidi: 99
 Dasso, Lester: 42
 Day, Kyle: 2009
 D'Auria, John C.: 71,72
 Davidson, William Simpson: 05
 Davies, William Walter: 30,31,(32)
 Davis, Barto C.: 25,26
 Davis, Derral W.: 73,75
 Davis, Guy D.: 79,80
 Davis, Jack O.: 55,56,(57)
 Davis, Jerry A.: 72,73,74
 Davis, Kenneth L.: 69
 Davis, Preston: 64
 Davis, Sidney P.: 51,52,53
 Davis, Vernon C.: 71,73
 Davitch, Jerry J.: 62,63,64,65,
 Dawson, Michael D.: 72,73,74,75
 Day, Courtland F.: 1899,(00),01,02,03
 Day, Raymond A.: 48,49,50
 Deal, Ralph E.: 27
 Dean, Delashaun: 2007,08,09
 Dean, John Barry: 70,71,72
 DeBow, James W. III: 85,86,87,88
 Deen, William E.: 50,51,52
 Dellaccio, Dominick J.: 65
 Demory, John W.: 70,71,72
 Demps, Thomas: 92,93,94,95
 Dennard, Brennan J.: 2004,05,07
 Dennis, Karl A.: 39,40,41 (All Mgr.)
 Denton, Brian D.: 83,84,85,86
 Daring, Jackson D.: 53(Mgr.)
 De Rego, Lamar: 2011
 Dermody, Richard L.: 42
 Dersam, Michael D.: 92
 DeSonia, Dave H.: 62,63,64
 DeSylvia, Michael E.: 71
 Detloff, Albert John: 03,04
 Detwiler, Michael G.: 2000, 01
 DeWan, Timothy D.: 64,66,67
 Diaz, Mike: 2008,09
 Dice, Richard P.: 93,94,95,(96)
 Dickerson, Lynn R.: 76,78
 Dickey, Charles J.: 83,84
 Dickey, Troy: 92, 93
 Dicus, Waldo M.: 27,29,(30)
 Diebold, Theodore R.P.: 25,26,27,(28)
 DiGiacomo, Curt: 84,85
 Dirst, Wayne A.: 40,41,42
 Divelbess, Harold L.: 23,24,25,26
 Dixon, William: 88,89,90,91
 Doby, Jay A.: 82,83,84
 Dodge, Abbott E.: 30
 Dodson, Richard L.: 70,71,72
 Donarski, James D.: 50,(51),(51)
 Doolen, Edward W.: 70,71,72
 Dotson, Lionel: 2004,05,06,07
 Dotsy, Vaughn: 2008,09
 Douglas, David: 2008,09,10,11
 Douglas, James K.: 64,65
 Douglarakis, Steven: 97
 Dow, Allison C.: 35
 Dowell, Danny: 86
 Downey, Roland V.: 16,17
 Drachman Frank E.: 25
 Drake, Joe L.: 81,82,83,84
 Driscoll, Mark P.: 68
 Drummond, Kirk: 76,77
 DuBose, John: 84,85
 Dugandzic, Kyle: 2011
 Duke, Charles L.: 68,(69)
 Duke, Homer Ashley: 34,35,36
 Dumelie, Laurence G.: 58
 Dungan, Jack Rowen: 38,39,40
 Dungan Joseph: 42
 Dunham, Orza Kenneth: 00
 Dunn, Thomas P.: 57
 Dunseath, James Elliott: 29,30,31
 Durazzo, George William: 45
 Durden, Allan: 82,83,84,(85)
 Durlay, Earle Preston: 08,09
 Duwe, Herman A.: 32,33,34
 Dyer, Harvey Lee: 46,47,48
 Eafon, Kelvin L.: 96,97,(98)
 Ealy, Biren S.: 2002, 03
 Earley, Wayne O.: 52 (Mgr)
 Ears, Derek: 2010,11
 Ebbele, Fabbians: 2011
 Eckert, Richard A.: 71
 Eddy, Christopher L.: 71
 Edmonds, N. Wayne: 67
 Edwards, F. Thomas: 98
 Edwards, Neon: 82,83,84
 Edwards, Vance Phillips: 05
 Egbert, Henry D.: 39,40
 Egold, John L.: 69,(70)
 Eidson, Ryan: 2003, 04, 05
 Elder, William David: 45
 Eldridge, David: 85,87,88
 Elias, Josh: 2011
 Eller, Karl: 49,50,51
 El-Mashtoub, Hicham: 91,92,93,94
 Elmore, Ricky: 2007,08,09,10
 Elzer, Norman Leonard: 28
 Engle, Ryan J.: 77
 English, John A.: 79
 Enke, Fred William: 46,47
 Erb, Marion Julius: 19,20
 Erby, Obra: 74,75,(76)
 Erdhaus, J. Fred: 37,38
 Ermisch, Trevor: 2011
 Erno, Trevor: 2010
 Escalada, Joe A.: 64,65,66
 Eschler, Lee: 49
 Ethel, Willis: 32(Mgr)
 Evans, Bryan G.: 82,83,84
 Evans, Byron: 83,84,85,86
 Evans, Jeremy W.: 94,95,96
 Evans, John H.: 46(Mgr),47(Mgr)
 Fairholm, Jeffrey D.: 84,85,86
 Fairholm, Lawrence D.: 84,85,86
 Fanene, Aiulua: 2011
 Farley, James L.: 67
 Farmer, Clarence E.: 2000, 01, 02, 03
 Faulks, Jimmy Don: 60,61,62
 Feasel, Hal B.: 61
 Ferlan, Tim: 97
 Fergerson, Clarence J.: 69
 Feula, Vincent V.: 2002
 Fiihr, Ervin H.: 50,52,53
 Fibrun, David Eugene: 31,32,33
 Fina, John J.: 88,89,90,(91)
 Fineanganof, Nick: 88,89,90,91
 Finfrock, Charles D.: 66
 Finklea, Claude M.: 54
 Finnerty, Thomas Jackson: 17,20
 Fipp, David B.: 94,95,96,97
 Fischer, Jake: 2009,10
 Fish, Frank Wakefield: 1899
 Fitzgerald, Thomas P.: 63,64
 Fitzpatrick, Joseph W.: 39,40
 Flajnik, Joseph A.: 72
 Flake, William Lindsey: 39,40
 Flanagan, James J.: 09 (Mgr),11(Mgr)
 Fleming, Stephen: 2001,02, 03, (04)
 Fleury, Nicholas J.: 99, 2001
 Flickinger, Donald Arthur: 23,24,25
 Flory, Robert C.: 88,90
 Flournoy, Francis S.: 77,78,80,81
 Flowers, Marquis: 2010,11
 Foles, Nick: 2009,(10), (11)
 Folk, Nicholas A.: 2003,04,05,06
 Fontana, Mark: 88,89
 Fontenot, Wilrey: 2004,05,06,07
 Forch, Ralph F.: 22
 Ford, Emmet Tomlinson: 04
 Ford, William G.: 25
 Foremaster, Duane G.: 56
 Forwood, Christopher Ryan: 98
 Foster, Hugh M.: 02
 Foster, Trevor: 2007,08,10
 Fouse, John G.: 62,63,64
 Fowler, Charles Vaughn: 33,34,35
 Fowler, John W.: 49
 Fox, Nils: 83,84
 Fraleigh, Wayne Francis: 90,91,92
 Francis, James: 91,92,93
 Franzel, Clifford B.: 65
 Fraser, Keoki L.: 2001,02,03, (04)
 Fraser, Keoni Alexander: 98,99,00
 Freeman, Michael J.: 81,82,83
 Freeman, Phillip: 82,83,84
 Freemon Albert William: 59
 Freitas, Makai K.: 97, 99, 2000
 Freitas, R. Mako: 98,99,2000,01,(02)
 French, George: 36,37,38
 Frey, William C.: 40
 Friedman, Gary B.: 52
 Fries, Jeffrey, E.: 64,65
 Fry, Robert F.: 52,53,54
 Fuimaono, Saneilia: 2011
 Fuimaono, Nokise: 67,68
 Fulcher, Anthony D.: 2000,01
 Fulcher, Mark A.: 80,81
 Gaddis, Reginald O.: 86,87,89
 Gaffney, Timothy P.: 70,71
 Gallagher, Paul Thomas: 30
 Gallagher, Thomas R.: 74,75
 Ganz, Sylvan Cleveland: 04(Mgr.)
 Garcia, Frank B.: 78
 Garcia, Phillip: 2009,10
 Gardner, George Delos: 30,31
 Gardin, Ronald L.: 68,69
 Gareeb, Robert J.: 78,80,(81)
 Garing, Robert C.: 59,60,(61)
 Garis, Robert C.: 59,60,(61)
 Gartin, Herbert D.: 35,38,39
 Gatchel, Donald: 38,39
 Gathers, Merie E.: 71
 Gaut, James T.: 73
 Gayles, Leland Orlando.: 96,98,99
 Geist, James R.: 57,58,(59)
 Gentry, Martin: 25,26,(27),28
 Gerber, Howard: 73
 Gerhart, Marion Dale: 42(Mgr.)
 Gerst, Manuel: 36,37
 Geyer, DeWayne Scott: 88,89
 Giangardella, Samuel A.: 77,78,79,80
 Gibbings, Frank Tom: 25
 Gibbings, Percy Nicholas: 28(Mgr.)
 Gibson, Francis L.: 84,85,86,87
 Gibson, Gary R.: 79,80,81
 Gieseke, Earl F.: 37,38
 Gilbert (Gilberg), Sheldon: 54(Mgr.)
 Gilbert, Craig L.: 89,90,(91)
 Gilbert, Ira Norman: 16,17
 Gilbert, Reggie: 2011
 Giles, Matthew: 68
 Gill, Bobby L.: 2002, 03
 Gillespie, Don S.: 30,31
 Gillespie, John S.: 58,59,60
 Gillett, Leslie Alexander: 00,01, 02
 Gilliland, Charles H.: 22,24,(25),26
 Gimbel, Si W.: 62,63,64
 Giovando, Kenneth: 64
 Glanton, Robert: 95
 Glasenapp, Allem D.: 75,76
 Glass, Harry L.: 76,78
 Glazier, Leland William: 49,50,(51)
 Glonek, Paul William: 90
 Glover, Bradford R.: 97
 Glover, Stadford L.: 97,98, 99
 Gobel, Mark L.: 81,82
 Goda, Donald J.: 50
 Godwin, James S.: 34(Mgr.)
 Goetz, John H.: 62
 Goff, Joe Lahman: 46,47
 Golden, Robert: 2008,09,10, (11)
 Gonzales, Gilbert M.: 50,51,52
 Gonzales, William J.: 50,51,52
 Gonzalez, Salvador S.: 56,57
 Goodson, Kenneth F.: 32,33
 Goodman, Gens P.: 2002
 Goodwin Cornelius: 73
 Gorham, Charles W.: 72,73
 Gorham, Chase: 2010
 Gorry, Thomas R.: 61
 Gosar, Kevin G.: 91,92,93,94
 Goslin, Frederick Billings: 45
 Gottschalk: Adam: 2011
 Gould, Silas Elias: 21
 Grace, Steven K.: 98, 99, 2000, (01)

2012 Arizona Football Media Guide

Graham, Jack: 49	Harris, Lamar: 92,93,94	Homesley, Ray R.: 65,66,67	Johnson, Billy Ray: 90,91,92,(93)
Graham, Max Wayne: 59	Harris, Neal D.: 77,78,81	Holt, Harry T: 76	Johnson, Clyde: 45
Grand, Adam Marc: 90,91,92	Harris, Rickie C.: 63,64	Holt Julius K.: 81,82	Johnson, Christopher J.: 2002,03,04
Grandon, Jourdan: 2011	Harris, Sean E.: 91,92,93,(94)	Holt, Richard H.: 89,90,91	Johnson, Cortez: 2011
Graniello, Peter: 2004,05,06,07	Harrison, Henry R.: 69	Hood, Allan: 30	Johnson, Earl William: 90
Grant, Adam: 2008,09,10	Hart, Cornelius Brian: 62,63,64	Hood, Kenneth B.: 51,52,53	Johnson, Eric T.: 92,93
Grant, Virgil E.: 61,62,63	Hart, Robert D.: 51,52	Hook, James Clint: 55(Mgr.)	Johnson, Fred S.: 42,49
Graves, Marsharne D.: 80,81,82,83	Hartwig, Malcom Keith: 74,75,76	Hooper, Daren: 95	Johnson, Harry B.: 48
Gray, Chris: 99,00	Harvey, Oscar: 75,77,78	Hoopes, Mitchell K.: 73,74	Johnson, James E.: 70,71
Gray, Harry J.: 30,31	Harwig, Malcom Keith: 74,75,76	Hopkins, James M.: 90,91,92,93	Johnson, Jason: 99, 2000, 01,(02)
Gray, Leon W.: 35,36,37	Harvey, Oscar: 75,77,78	Horton Jr., Donald: 2006,07,08,09	Johnson, Keshon: 91,92
Greathouse, George: 74,75,76	Harwick, Ralph N.: 05	Horton, Dwayne W.: 77,78	Johnson, Kirk: 2001,02,03,04
Greathouse, Arthur D.: 86,87,88,90	Haskins, Tracy: 47(Mgr.)	Horton, Jon M.: 83,84,85,86	Johnson, Michael: 98
Greene, Marcellus L.: 79,80	Hastings, Scot D.: 73	Houk, Richard L.: 69	Johnson, Michael: 2005,(06)
Greenfield, Tom Guy: 36,37,38	Hatcher, Burrell R.: 3,(04),05,08(Mgr.)	Houle, Joseph Arthur: 38,39	Johnson, Rashee: 95,97
Greenfield, Walter: 09	Hatcher, Paul: 54,(55),(56)	Housley, Jack B.: 77,78,79,80	Johnson, Reggie A.: 88,89,90
Greenlee, William F.: 66	Hawes, Adam: 2005,06	Howard, Daniel J.: 73,74,75	Johnson, Robert: 41,42
Greer, Daniel P.: 95,96,97,98	Hawk, Michael E.: 65	Howard, Lawrence F.: 46,47,48,49	Johnson, Richard L.: 65,66
Greer, Henry B.: 37	Hawthorne, Kelvin: 79,80	Howard, W. Patrick: 2001,02,03, 04	Johnson, Vance E.: 81,82,83,84
Greer, Jason Wilbur: 31,32,33	Hayes, Jovon: 2009,10	Howell, Glenn: 84,85	Johnson, Warren L.: 91
Gresham, Glen F.: 72,73	Haynes, Allyn M.: 72,73,74	Hubbert, Bradley, 65,66	Johnson, Zaharius N.: 99, 2000, 01
Greth, James W.: 66	Haynes, Noel Timothy: 77,78,79	Hudgins, Robert M.: 51	Jolivet, Michael: 2000, 01,02,03
Gridley, Adam Albert: 27,28,29	Hazlett, Carl E.: 56,57,58,59	Hudlow, Floyd L.: 63,64	Jones, Collins Ray: 12,13
Gridley, Rollin T.: 25,36	Heater, Larry: 78,79	Hugo, James: 99, 2000, 01,02	Jones, David M.: 35(Mgr.)
Griffin, Courtney J.: 81,83	Heath, John Leigh: 45,46	Huisman, Aaron: 99,00	Jones, Dennis K.: 70,71
Griffis, Bob W.: 55	Heavner, Kris S.: 2003,04,06,07	Hulsh, Wayne L.: 50	Jones, Durrell J.: 86,87
Griffith, Richard P.: 89,90,91,92	Hedgepeth, John Allen: 12	Humphrey, Robert J.: 58	Jones, Edward Horton: 01
Grigsby, Nicolas: 2007,08,09,10	Heemsbergen, Mikal B.: 91,92	Hundley, Brett: 86	Jones, Rafell O.: 95,96,98,99
Grimes, Thomas d.: 53,54	Held, Eddie Charles: 37,38,39	Hundley, Marquis: 2007,08	Jones, Jeffrey A.: 83,85
Groninger, Robert N.: 51	Helm, Lloyd: 32(Mgr.)	Hunley, K. LaMonte: 81,82,83,(84)	Jones, John M., Jr.: 65,66,(67)
Gronkowski, Chris: 2008,09	Henderson, Delbert: 39,40	Hunley, Ricky C.: 80,81,82,(83)	Jones, Rolland R.: 73
Gronkowski, Rob: 2007,08	Henderson, Douglass L.: 75,76,77	Hunsaker, Donald Eldon: 46,47,48,49	Jones, Sean C.: 2002,03,04,05
Groppenbacher, Richard D.: 86,87,88	Henderson, Ronald Clyce: 33,34,35	Hunsaker, Ralph E.: 55,56,57,(58)	Jones, Weldon R.: 69
Gross, Alfred E., Jr.: 79,80,81,(82)	Hendry, James William: 14, 15, (16)	Hunter, Troy Lee: 82,83	Joppru, Jeremy Jay: 98, 99
Grossetta, Warren Arthur: 09	Henke, Brad W.: 87,88	Hunter, Kelvin Leander.: 96,97,98,99	Jordan, Jimmy P.: 57
Grossman, Jim W.: 79,80	Henry, Chris J.: 2004,05,06	Hurd, Martin C.: 58,59	Juarez, Edward C.: 72,73
Groweg, Edward A.: 09	Henson, Harry Donald: 46,47,48	Hurley, Steven: 68, 69	Julian, Barry S.: 89,90,91,92
Guendelsberger, James C.: 50,51	Herbert, James M.: 72	Huss, Joseph V.: 1915	Julsing, Jack: 2009,10
Gunn, Tyron C.: 96	Hernandez, Joseph M.: 60,61	Hustead, Dan: 68,69	Just, Jeremy L.: 93
Hakes, Kenneth W.: 86,87,88,89	Herrington, Norman S.: 28,29	Hutchinson, Glenn R.: 78,79,80	Justice, Steve G.: 83,84,85
Hale, Daniel James: 58	Hersey, Richard D.: 79,80	Hutchison, Martin L.: 66,67	Kaesman, Chris L.: 79,80,81,82
Hall, Adam: 2009,10	Hesson, Ryan T.: 93,94,95,96	Ingraham, Marvin (Corky): 77,(78)	Kaiser, John F.: 82,83
Hall, Charles A.: 47,48,49	Hettle, Bruce: 38,39,40	Irish, John Robert: 40,41,42	Kalil, Frank: 80,81,82
Hall, Corey: 2006,07,08,09	Hibbert, David William: 58	Irvine, Marvin: 40	Kasenzetz, Jerrold: 62(Mgr.)
Hall, Derek Jason: 96,98, 99	Hicks, Hadley F.: 52	Irwin, Craig: 75,76	Kasprzyk, Paul Richard: 85,86,87,88
Hall, Herman: 2008,09	Hicks, Taylor T.: 28	Irwin, William S.: 71,72,73	Kastner, Leslie: 49
Hall, Reginald R.: 80	Hicks, Tim Paul: 85	Ismay, Bill Bruce: 58,59,60	Katnik, Norman P.: 78,79
Hall Richard R.: 73,74,75	Higginbotham, Aaron: 99, 2000,02	Israel, Harold: 34	Keasler, Billy Ray: 57,58
Halland, Jack D.: 60	Higgons, John Joseph: 10 (Mgr.)	Jackson, Akil F.: 93,94	Kearns, William: 21 (st. trainer)
Hallmark, Wame J.: 15,16,17	Higuera, Ronald J.: 65,66,67	Jackson, Chato M.: 93,94,95,96	Keel, Mark A.: 81,82
Halverson, Arthur J.: 54,55	Hill, Alfondia: 79,80	Jackson, David D.: 80	Keel, C. Sean.: 98, 2000, 01,02
Halverson, Mark L.: 77	Hill, Austin: 2011	Jackson, George Dewar: 35,36,37	Kelley, Joe N.: 47,48,49
Hamilton, Willie O.: 72,73,74	Hill, Bruce A.: 73,74,(75)	Jackson, Greg M.: 79	Kelley, Xavier: 2006,07,08,09
Hammels, James Vinton: 14,15	Hill, Danny: 82	Jackson, Johnny Ray: 2000, 01	Kelly, Francis: 23
Hammerschmidt, Jeff B.: 87,88,89,90	Hill, David: 2011	Jackson, Keith M.: 75,76	Kelly, Henry Mike: 52
Hampton, Mario M.: 88,89,90,91	Hill, Derek Keith: 85,86,87,88	Jackson, Lawrence Richard: 12,13,14	Kelly, John R.: 49,50
Hand, Bryan: 95	Hinkle, George A.: 84, 85, 86, 87	Jackson, Louis F.: 23,24,25,26	Kelly, Larry D.: 32
Hankins, Derek: 91	Hinrichs, James Thomas: 98, 99	Jackson, Robert F.: 51,52	Kelly, Roy B.: 48,49
Hannapel, Ray: 51,53	Hinton, David: 2000, 01,02	Jacobs, Mark E.: 74,75,76	Kelton, Frank Caleb: 1902,03
Hannasch, Joseph R., Jr.: 69,70	Hinton, Jerome T.: 97	Jacobs, Robert E.: 54	Kenley, Gary M.: 61
Hanawalt, James F.: 86	Hobbs, John Cole: 19,20,21,(22)	Jacobson, Joe Ford: 22,23	Kerley, Blake: 2006,07,08,09
Hansen, Dillon H.: 2005	Hobson, Harry T.: 14 (Mgr.)	Jacobson, Robert C.: 1902,03	Kerr, Steven G.: 61,62,63
Hansen, Peter: 98, 99, 2000, 01	Hobson, Henry: 2011	Jacobson, Robert G.: 69	Kersting, Kerry P.: 83
Hankins, Rob: 2011	Hodges, Frederick G.: 49,50	James, Patrick J.: 89,90	Kiewel, Jeffrey C.: 80,81,82
Hantla, Jeff: 76	Hodgeson, Gregory A.: 73,74,75	James, Russell F. (Rusty): 96, (97)	Killingsworth, Tipton Waller: 42
Hardaway, George Dainwood: 17,19	Hodnett, William Edward: 1902	Jan, Kyle D.: 89,90,92	Kilpatrick, Ryan: 2005
Hardcastle, Kevin W.: 80,81	Hodtsch, Gerhard W.: 73,74,76,77	Jankowski, Edward R.: 92	Kimmey, William: 54(Mgr.)
Hardin, Fariss: 37,38,39	Hoffman, James W.: 91,92,93,94	Jarrett, Shawn C.: 92,93	Kindred, Randy: 86,(87)
Hardt, Clay R.: 2000, 01,02,(03)	Hogan, Thomas Ellsworth: 42,46,47	Jefferson, James M.: 69	King, Kurt J.: 95
Hardville, Andrew M.: 79,80	Hoisington, Hark: 86	Jefferson, Michael D.: 2003,04,05	King, Richard H., Jr.: 64,65,(66)
Hardy, Eugene: 84,85,86,87	Holbrook, Horace Pollins: 04	Jenkins, Alfred D.: 83,84,85,86	Kiniski, Eugene: 51
Hardy, Reginald Wendell Jr.: 98	Holbrook, Kenneth William: 58,59,60	Jenkins, Daniel: 2010, 11	Kirchoff, Jay A.: 91,92
Hargis, Tom C.: 37,38,(39)	Holland, Briam E.: 80,81,82	Jenkins, Frank, 67, 68	Klahr, Gary: 67,69
Hargis, William: 28,29,(30)	Holley, Bret: 86,87,(88)	Jenkins, Ortege Lamar.: 97,98,99,00	Klausen, Douglas J.: 67,69,70
Hargrave, Richard S.:66	Holley, R. Donald: 54,55	Jennings, Chris: 2006,07	Klyce, Michael: 2006,07
Harman, Ronald W.: 69	Hollingsworth, Marcus: 2003,04,05,06	Jensen, William J.: 77,78,79,80	Knapp, A. Bruce: 31, 32
Haroon, Idris Mubarak.: 97,98,99,00	Holmes, John Garnett: 1899	Jevic, David B.: 80	Knez, Fred: 42,46,(47)
Harrington, Tyrone K.: 94,95	Holmes, Louis: 2006,07	Johnchum, Justin E.: 2001,02	Knight, Robert L.: 49
Harris, Gary H.: 76,77,78,79	Holmes, Robert: 37	Johnson, Abraham: 65,66	Knight, Webster (Wid): 76
Harris, Gilbert L. Jr.: 2002, 03, 04,(05)	Holmes, Ronald T.: 95,96	Johnson, Albert J.: 36,38	Knott, David K.: 61,62,63
Harris, Michael L.: 68	Holmes, Tim J.: 78,79,80	Johnson, Anthony L.: 2004,05,06,(07)	Knotts, Walter S.: 60,61

2012 Arizona Football Media Guide

Knowles, Khyri: 2010	Lockett, Danny K.: 85,86	McPherson, Orville Scharff: 13,14,15,16	Miller, Raymond F.: 14
Knox, Charles McMeekan: 85,86	Lockhart, David Lamont: 90,91	McRae, Clarence: 2003, 04	Miller, Terrence: 2009,10,11
Knox, Kenneth W.: 34,35,36	Lochner, James Edmund: 46	McRae, W. Lee: 28	Miller, William S.: 67,68,69
Knudsen, Chris J.: 77,79,80,81	Loef, Paul T.: 49	McShane, James E.: 40	Mills, Leo: 99, 2000, 01
Koa, Henry: 75,77,78	Loew, Michael R.: 88	Macklin, Rex N.: 67,68,69	Mince, Walter R.: 59,60,61
Koch, F. Adrian: 97,98,99,00	Lohmeier, Joseph M.: 91,92,93,94	Maddox, Richard O.: 90,(92)	Mitchell, Earl: 2006,07,08,(09)
Koenig, Virgil: 48	Lohse, L, Allen: 38,39,40	Madeo, Michael L.: 66	Mitchell, James E.: 68
Kolesar, Stephen: 45	Long, John D.: 61	Maffeo, James S.: 13;15-16 (trainer)	Mitre, Anthony: 75
Komorowski, Jan W.: 66	Longacre, Joe R.: 2005,06,07,08	Maguire, Charles Joseph: 41	Mitten, James Ralph: 08, 09
Kondora, Nicholas: 51,52,53,54	Lopez, Brandon: 2005,06,07,08	Mahoney, Chuck: 94,95	Mobley, Arnulf D.: 88,89
Kosser, Tommy J.: 61,62	Lopez, Christopher J.: 91,92,93,94	Mahoney, Peter T.: 77,78,79,80	Mobley, Willie: 2010
Kotchou, Peter: 56	Lopez, David: 2011	Malauulu, George P.: 89,90,91,(92)	Molina, James Sixto: 2002, 03
Kovalcheck, Richard: 2004,05	Lotti, Wince P.: 84,85,86,87	Maley, Dennis D.: 67,68	Molina, Matthew C.: 2001,02,03
Kramer, Barry J.: 79,80	Love, Gary: 2000, 01,02, (03)	Mallamo, John Joseph: 41	Montijho, Manuel, Jr.: 04
Krogstad, Dane: 2004,05,06,07	Love, Walter: 32 (Mgr.)	Malloy, Leonard Thomas: 63,64,(65)	Moody, Keith Denton: 85,86,87
Krohn, James: 76,,77,78,(79)	Lovett, Lamar E.: 91,92,93,94	Malone, Jeffrey D.: 96	Moody, William Michael: 66,67,(68)
Krohn, Jerry S.: 79,80	Lovett, Lamont B.: 90,91,92,93	Malveaux, Kelly T. II: 94,95,96,97	Moore, Howard L.: 42
Kriz, Richard A.: 66,68	Lovin, William H.: 41,46,47	Mancuso, Wayne: 53,54	Moore, Kirke Tonner: 1900,01,02,03
Kucy, Ed Paul: 93	Lowry, John G.: 50,51,53	Mangum, J. Karl: 28,29,30	Moore, Roy Webb: 1902,03,04
Kuhel, Roland G.: 51,52,53	Lucky, Michael Thomas: 95,96,97,98	Mann, Herbert Pinckney: 35,36,37	Mordret, Gerald: 63
Kula, Bryan G.: 98	Lueck, William M.: 65,66,67	Mannely, Michael R. K.: 97	Moret, Ray A.: 81,82
Kulpaca, Donald R.: 56	Luis, Franklin Alfred: 12,13,14,15	Mannen, Alex R.: 30,31,32	Moriarty, Richard A.: 67,68
Kunitz, Don R.: 62,63,64	Luna, Brisi Alex: 98,99,2000,01	Manno, Thomas A.: 79,80	Morrison, Darryl L.: 91,92
Kybartas, Edmund R.: 78,79	Lunsford, Marc W.: 74,75,76,77	Mansfield, Eddie: 31	Morrison, Robert S.: 45,46,47,48,49
Lampson, Mark: 76	Luppino, Arthur E.: 53,54,55,(56)	Mansfield, Monte: 1903	Morrison, Richard: 2010,11
Lang, Martin C.: 53,54,55	Lutgerding, Robert L.: 1911	Manualeuna, Brandon: 97,98,99,00	Morse, Boyd M.: 40,41,(45)
Lanne, Justin R.: 67,70	Lynch, Emzy Harvey: 14,15,16,(19)	Manzo, Rudolph: 19,20,21	Morse, Milton Bingham: 26,27
Larsen, Robert: 47,48	Lynch, Thomas F.: 86,87	Marette, Nick: 68	Moseley, Palmer S.: 24,25
Larsen, Spencer L.: 2002,05,(06,07)	MacDonald, Donald: 1905	Marlar, Claude George: 1900	Mosley, Michael W.: 80
LaShelle, Kirke: 21,22,23,(24)	MacKinnon, Donald B.: 49	Marlar, Lennox H.: 27,28	Mountcastle, Paul N.: 23
LaTourette, Lyman Dalton: 10,11,12	McAlister, Christopher J.: 96,97,(98)	Marlar, Thomas Owen: 16,17,19,20	Muhammad, Bilal: 2010,11
LaTourette, Verne Gerald: 14	McArdle, John E.: 25,26,27,29	Marlar, William Edward: 1900,01	Mulitalo, Edwin Moliki: 97,98
Laudermilk, David L.: 1999,00	McCain, Murle M., Jr.: 40,41,(42)	Marsh, Virgil Floyd: 41,42,(46)	Mullahey, William Michael: 58
Lawrence, Leon, Jr.: 71,72,73	McCall, Brandyn: 2006	Marshall, Brandon: 2000, 01	Mullen, George Hiram: 1902
Lawrence, Maurice Larry: 45	McCall, Robert H.: 70,71,72	Marshall, Campbell A.: 21	Mullen, Joseph Burr: 34,35
Lawrence, Ted O.: 62,63,64	McCauley, Bruce J.: 50,51,52	Marshall, Thomas K.: 1899,00,01	Mulleneaux, Ned: 29
Lawton, Troy Lindell: 84,85	McClanahan, R. Patrick: 75	Martin, Andrew Phillip: 02,03	Muller, John C.: 72,73
Leary, Paul E.: 30,31	McClellan, Harold A.: 20,21,22	Martin, Freddie G.: 50,51	Mulvey, Edward Richard: 23(Mgr.)
Lee, Bruce D.: 67,68	McCluskey, Clarence Edward: 54,55	Martin, Jason R.: 2002	Munds, William Harold: 10,11
Lee, Jamal Monta: 91,92	McClure, Jay D.: 70	Martin, Raymond B.: 56,58	Murdock, David Nathaniel: 32
Lee, Olden C.: 66,67	McCormick, Glenn B.: 81,82	Martinez, Javier A. III: 2002	Murphy, Cedric: 82,83
Lee, Robert E.: 41	McCormick, Robert R.: 58,59,60	Mason, James Hammett: 57,58	Murphy, Dale: 49
Leek, Gene H.: 55,56,57	McCormick, William H.: 53	Mass, Steven A.: 65	Murray, Brian M.: 73,74,75
Lees, Carter: 2011	McCovy, Adrian: 2005,06,08	Masterson, George W.: 49	Myers, G. Roger: 64,65,66
Lefotu, Kiliona: 2002,03,04,05	McCoy, Bobby: 2006	Mataele, Stanley: 85,86	Myles, Charles R.: 94,95,96,97
Lehmann, Steve G.: 71,72,73	McCowan, Charles Robert: 40,41,46	Mather, Jack E.: 39	Nadeau, Jeff: 95,97
Leiber, Henry Edward: 29,30,31	McCrary, David Maurice: 85	Matishak, John A.: 66,67,68	Naegle, Johnny C.: 68,69,70
Leister, William Theodore: 37	McCray, Cai: 95	Matthews, Bobby L.: 66	Nash, Brandon R.: 97,98, 2000, (01)
LeKander, Lawrence M.: 58	McCreary, Aaron Monroe: 19	Matock, Robert G.: 50,51	Nash, Charles Stanley Jr.: 98
Lenahan, James: 37	McCreey, Lew: 49	Matulis, Adolph John: 40,41	Nash, Charles S.: 75,76
Lent, J. Gordon: 45	McCutcheon, Ian: 95	Matyas, Keigh A.: 56	Naumetz, Rex L.: 72,73,(74)
Leonard, Malosi M.: 98, 99, 2000, 01	McDaniel, Jeremy Dwayne: 96,98	Matz, Anthony T.: 58,59,(60)	Navarrete, Alfonso C.: 62,63,64
Lepper, Ivan J.: 64	McDonald, Douglas Gene: 52,53	Maxwell, Melvin D.: 70,72,73	Nave, Frederick G.: 24
Lesnik, Ivan K.: 80,81,82,83	McDonald, Joseph A.: 90	May, Reed: 76,77,78	Neal, Mark T.: 71,72,(73)
Lester, Walter Coyle: 23	McDonald, Mark T.: 95,97,98,99	Means, Lamon: 2002,03,04,05	Neely, Anthony W.: 79,81,82
Levasseur, Justin A.: 2001	McDonald, Lowell Vernon: 45,46	Mejaski, Joe W.: 42,	Negri, T. James: 42
Leviage, Vernon Oliver: 64,65	McElhannon, Gregory: 80,82	Melgren, Walter Give: 04,05	Nelson, Bryon: 82,83
Levitre, Erick: 2004,05,06	McElroy, Cortney: 91,92	Mellekas, John S.: 52,53,54,55	Nelson, Cam: 2006,07,08,(09)
Levy, Aaron: 23,24 (trainer both)	McElroy, Dramayne: 2005	Mendoza, Alex J., Jr.: 45	Nelson, Dearl G.: 78,79,81
Levy, Al: 30(Mgr.)	McElroy, John E.: 11	Mendoza, Alfred J.: 70	Nelson, Thomas D.: 66,67,(68)
Levy, Charles: 91,92,93	McElwee, Ronald D.: 66,67	Mendoza, Fernando: 70	Ness, Nate: 2007,(08)
Levy, Leon Fred: 32,33	McFadden, Marques Arthur: 98,99,00	Meredith, Paul O.: 16	Nettling, William K.: 77,78,79,80
Lewis, Darryll L.: 87,88,89,90	McGill, Reggie R.: 87,88,89,90	Merrill, Christopher: 2010,11	Nemeth, William D.: 66,(67)
Lewis, Ernest P.: 51,52,(53),(54)	McGinnis, Donald R.: 54	Merritt, George W.: 13	Newtown, Raymond Austin: 05
Lewis, Gilbert E.: 75,76,77	McGowen, William Rose: 15,16,(17)	Merritt, Richard L.: 09,10,11,(12),13	Nicholson, Everett T.: 55
Lewis, James T.: 96,98,99	McGuire, James D., Jr.: 56	Metcalfe, Lyell E.: 56,57	Nielsen, Walter Ring: 36,37,38
Lewis, John F.: 52	McHone, Garon: 2006,07	Metcalfe, Robert B.: 1902	Nies, John R.: 88,89
Lewis, Josh: 2008	McIntosh, Jay Angus: 11,12,(13)	Mets, Richard Keith: 32,33	Nolan, Michael Earle: 33,34,36
Lewis, Roderick A.: 90,91,92,93	McKee, Charles E.: 69,70,71	Metzler, Michael R.: 94,95,96	Norris, R. Scott: 48,49
Lewis, Sherman P., Jr.: 85,86,88,89	McKee, Lawrence C., Jr.: 69,70,71	Meyer, Archie Martin: 16,19,20	Northcutt, Dennis L.: 96,97,98,99
Lewis, Sterling: 2008,09	McKee, Scott C.: 99, 2000, 01,02	Meyer, Mike J.: 79,80	Novell, Edward William: 31
Lewis, Willie S.: 69,(70)	McKinley, William J.: 68,69,(70)	Meyer, Richard Edmund: 14,15	Novosel, Joseph M.: 75
Libman, Joseph A.: 93	McKinney, John: 2003, 04,05,06	Middleton, Frank: 95,96	Nowotny, Raymond Alvin: 37
Liggins, David E.: 78,79,80	McKinney, Kevin M.: (87)	Middleton, James Arthur: 28,29,30	Nunez, Luis O.: 2003
Limon, Pedro: 2003, 04, 05	McKnight, Jonathan: 2010	Mihalopoulos, George: 88	Nwoko, Greg: 2009,10
Lindsey, Randolph L.: 80	McLaughlin, Steven J.: 91,92,93,(94)	Mikaele, Lolomana: 2007,09,10	O'Conner, August Joseph: 22,23
Linstrom, Brian T.: 69,70,71	McLemore, Chris: 85,86	Miller, Duane: 48	O'Connor, James M.: 72,(73)
Lionberger, Talbot: 33,34	McMillan, Walter L.: 20,22	Miller, Edward J.: 50,51	O'Dowd, Jack Busch: 30,31,32
Liston: Craig M.: 66	McMullin, Donald J.: 81	Miller, Joshua H.: 90,92	O'Haco, Michael J.: 41
Littlefield, Marshall: 42	McNeal, Branch P.: 85,86,87	Miller, Leslie: 33	O'Hara, Ryan: 2003
Livingston, Warren: 57,58,59,60	McPeters, Kenneth: 89,90		Ogunfeditimi, Olatide E.: 89

2012 Arizona Football Media Guide

Oldham, James R.: 24
 Oliver, Hubert: 77,78,79,(80)
 Oliver, Jimmy Lee: 63,66
 Ollason, Lawrence: 47(Mgr.)
 Olney, William Thomas: 1899,00
 O'Mahony, Michael F.: 61,62,63
 O'Neil, James T.: 27(Mgr.)
 O'Neill, Maurice Owen: 12
 Orem, Clarence Leslie: 19
 Orr, Neil H.: 75,76,77,(78)
 Ortiz, Robert Menard: 48
 Osborne, Charles W.: 92,93,94,95
 Osborne, James Charles: 61
 O'Sullivan, Joseph F.: 73,74,75
 Ott, Charles Hyler: 38
 Ott, Mani M.: 91,93,94,95
 Overall, Billy G.: 56,57,58
 Owens, William G.: 91
 Owen, Mark J.: 54,55,56
 Pace, John D.: 80,81
 Padron, Matthew T.: 2003
 Palic, Christopher: 1997,99,00
 Palmer, Ronnie: 2005,06,07,(08)
 Panas, Alexander P.: 37
 Parada, John M.: 2002, 04
 Parish, C.J.: 2009,11
 Parker, Barnes R.: 41,42
 Parker, Barnes R.: 66,67
 Parker, George Millard: (99),00
 Parker, Glenn A.: 88,89
 Parker, Harry: 36,37
 Parker, Henry Clay: 01(Mgr.)
 Parker, Jason: 2005,06,07
 Parker, Jesse L.: 77
 Parker, Mike R.: 89,90
 Parker, Rickey: 2005
 Parks, William C.: 73,74,75
 Parnell, Shawn A.: 1994,95
 Parrish, Gary: 1984,85
 Parten, Ty D.: 1989,90,91,(92)
 Partridge, Bruce K.: 68
 Pascoe, Benjamin F. Jr.: 00
 Paske, Gary, B.: 69
 Patrick, Dominic: 2004,05,06,07
 Patten, Harold A.: 26,27,28,29
 Patterson, Jason: 93,94
 Patterson, Leslie: 2003
 Payne, Greg Jr: 98,99
 Payton, Joseph J.: 65,66
 Pazerski, James V.: 63,64,(66)
 Peete, Willie, Jr.: 56,57,58,59
 Peete, Willie III: 81,82
 Peggs, Joseph G.: 40,41,42
 Pell, Jimmy R.: 55
 Penn, William Charles: 45,46,47,48
 Penner, Douglas Mark: 85,86,87,88
 Perkins, Glenn W.: 79,81,82
 Perkins, Joe: 2008,09,10
 Perry, Daniel A.: 2000
 Peru, Ramiro J.: 2001
 Peter, John Wayne: 85
 Peterson, Randall S.: 68
 Peterson, William R.: 45,46,47,48
 Petropolis, Stanley: 40,41,42
 Petroshus, Joseph S.: 70,71,72
 Pettinato, Dan: 2011
 Peyton, Matthew W.: 93,94,95,96
 Pfaff, Douglas E.: 1988,89
 Pfersdorf, James S.: 22
 Phason, Wincent: 72,73,74
 Phegley, Gordon: 72,73
 Philbin, Willie Joe: 1992
 Philipp, Hans: 2008
 Philipp, Paul Y.: 2003,04,05,06
 Phillips, Brandon J.: 2001,02,03,04
 Phillips, Charles D.: 54
 Phillips, Clayton: 30
 Phillips, Jey P.: 90,91,92,(93)
 Phillips, John E.: 71,72
 Phillips, Thomas A.: 62,63,64
 Pickett, Charles Edgerton: 12
 Pickett, Ernest Charles: 1902
 Pickrell, William Watson: 15(Mgr.)
 Piecentkowski, Marshall A.: 59
 Pierce, Alfred R.: 80
 Pierce, Antonio: 1999,00
 Pihl, Mark A.: 71
 Piper, Harry W.: 35,36,37
 Piper, Marvin M.: 13
 Piper, Scott C.: 73,74,75
 Pistor, Arthur Lee: 74,75,76,77
 Pittman, Caesar, 70,71,72
 Pittman, Corey A.: 1990,91,93
 Pizula, Roy: 47
 Pinski, Francis X.: 59
 Plodinec, Tim A.: 65
 Plousha, Cullen E.: 92,94
 Podesta, Francis E.: 30
 Polk, DaShon Lamor: 95,97,98,99
 Pollard, Arthur: 46
 Pollard, Edward J.: 61,62
 Pollard, Leonard: 28
 Polley, Alan K.: 55,56,(57)
 Poole, Gregory M.: 71,72
 Porter, William Asa: 14,(15)
 Porter, Carter C.: 15,16,17
 Portilla, Jose C.: 96,97
 Poumele, Pulu T.: 90,91,93,94
 Powers II, Howard J.: 87,88,89,90
 Prasuhn, Jonathan R.: 93,95
 Pratt, Michael P.: 45,46 (both Mgr.)
 Preininger, Clair B.: 35,36
 Preston, Gregory C.: 73,74,75,76
 Prichard, Douglass A.: 1988
 Prickett, William D.: 1991
 Prickett, Lance L.: 71
 Prince, Richard C.: 68
 Prior, Joseph L.: 84,85,86
 Prisock, Aaron: 86
 Proietti, Donald: 73,74
 Puett, Ott M.: 22
 Putton, Chris: 2011
 Quihuis, Charlie G.: 73
 Quinn, Kyle: 2009,10,11
 Quinn, Thomas D.: 88,89,90
 Raetzman, Charles G.: 58,59
 Raine, William C.: 75,76
 Rainey, Derrick: 2010,11
 Ramsey, Louis A.: 67,68
 Ramsey, Robert: 2002
 Ramseyer, John A.: 80
 Randall, Delbert: 38,39
 Randolph, David P.: 74,75
 Rattay, John M.: 2001
 Ray, John L.: 67,68
 Recktenwald, Bart T.: 88
 Redd, John C.: 36
 Redfern, Milton L.: 67,68
 Redhair, Jack I.: 56,57
 Redman, William P.: 80,81,82,83
 Reed, Brooks: 2007,08,09,(10)
 Reed, D'Aundre: 2007,08,09,10
 Reed, Marc A.: 66,67
 Reese, Joe: 2008
 Reese, Terrell: 2007
 Reeves, Craig W.: 1987
 Reeves, Roloff Wright: 17
 Regenovich, Mike: 41
 Rehberg, Michael: 64
 Reimer, Chris Joshua: 98
 Relford, Lance: 2000, 01,02,03
 Renaud, Charles Louis: 17
 Renaud, Ernest James: 13,14,15
 Renner, John Arthur: 59,60,61
 Reynolds, Donald W.: 68,69,70
 Reynolds Richard Walter: 46
 Reynolds, William Graham: 00
 Rhinehart, William: 46,47,48 (all Mgr.)
 Rhodes, Matthew: 1998
 Rice, Thomas Briggs: 08,(09)
 Rich, LaChaux M.: 1994,95,97,98
 Richards, David C.: 50,51,52
 Richards, Matt: 2005,06
 Richardson, Harold C.: 46,47,48,49
 Richardson, Shaquille: 2010,11
 Richmond, Charles P. 1899 (Mgr.)
 Richmond, Lincoln A.: 46
 Ridgway, George Richard Jr.: 54
 Rigg, Ralph Lee; 10,11
 Riggs, John D.: 29
 Rinehart, Jeffrey A.: 85,86,87
 Rivenburg, Roy Pelton: 47,48,(49)
 Robbins, Randy: 80,81,82,83
 Roberson, George B.: 08
 Roberts, David: 2008,09,10,11
 Robertson, Robert L.: 78
 Robertson, Michael Alan: 98,99
 Robinson, Brehman H.: 32,33,(34)
 Robinson, Drew: 2011
 Robinson, James Newton: 1899,00
 Robinson, Mike: 79,80
 Robinson, Paul H.: 67
 Rockwell, Guy Lionel: 1899
 Rodgers, Sanford L.: 65,66
 Rodriguez, Gerrold: 2005
 Rodriguez, Mario: 93,94
 Rodriguez, Ruben Angel: 85,86
 Rodriguez, Ted Jr.: 97,98
 Rogers, Andy: 33,34
 Rogers, George Wendell: 35,36,37
 Rogers, Regan Crist: 98
 Rogge, Harry E. Jr.: 48
 Rogge, Laurence E.: 66,67,68
 Roland, Robert E.: 1990,(91)
 Roletti, Charles John: 1907,09,(10),11
 Rolfe, Clifton Howard: 1909,10,(11)
 Romero, James Vincent: 1998
 Romero, Lionel R.: 56,57
 Roney, David M.: 1988,89
 Roper, Gerald M.: 1981
 Rose, Frank Winfred: 05
 Rosenberg, Leo M.: 1902,(03)
 Ross, Chad C.: 1991,92,93
 Ross, Clarence: 37,39
 Ross, Devin: 2006,07,08,09
 Ross, Samuel A.: 89,90
 Ross, Shelton S.: 99, 2000, 01
 Rothery, Douglas E.: 68,69
 Rubel, John Pierpont: 46,47
 Rudolph, Martin J.: 84,85,86
 Ruman, Bernard: 42
 Ruman, Raymond Paul: 46,47
 Ruman, Robert P.: 40,41,42
 Rumic, Andrew J.: 55
 Runk, Carl A.: 60,61
 Rush, Richard L.: 55
 Russell, Dan C.: 49
 Russell, Paul: 89, 90
 Russell, Ross M.: 1899,00,01,03
 Russell, Timothy: 88,90,91
 Ruthrauff, John M.: 04,(05),08
 Rutkowski, Phillip T.: 51,52,53
 Ryan, Daniel J.: 67
 Ryan, Patrick W.: 55
 Sachen, Joseph: 34,35,36
 Safranek, Darren: 99, 2000,01,02
 Sagar, Kenneth F.: 29,30
 Salave'a, Joe F.: 94,95,(96),97
 Salony, Eilliam J.: 62,63
 Salmon, John Byrd: 24,25
 Salum, Donald G.: 88,89
 Sampay, Reggie: 2000, 01,02,(03)
 Sample, Clarence M.: 30,32,(33)
 Sancet, Frank: 29
 Sanders, Brandon C.: 1992,93,94,(95)
 Sanders, Scott R.: 1993,94,95,96
 Sanguinetti, John R.: 74,75,76,77
 Santa Cruz, Fernando: 62
 Sarnoski, Kenneth P.: 66,67,68
 Sapp, Errol A.: 89
 Sather, Tom: 73
 Savea, Manuia J.: 98,99
 Schaefer, Ernest P.: 45
 Scelzi, Jerry J.: 64,65
 Schildmeyer, Frederick: 54
 Schiller, Craig S.: 82,83
 Schlueter, Charles D.: 67,68
 Schmid, Robert R.: 37
 Schmidt, Paul S.: 74,75
 Schmidtke, Kevin M.: 94,95,96,97
 Schock, Dean: 75,76,77
 Schramm, John: 76,77,78
 Schuh, Frederick Jr.: 52,53,54
 Schuldt, John F.: 73,75
 Schultz, Chris: 79,80,81,82
 Schwager, Adam R.: 61,63(Mgr.)
 Schwartz, Adam G.: 97
 Scott, Alfred, 82
 Scott, Gainus: 2002
 Scott, James W.: 65,66,(67)
 Scott, Matthew: 2008,09,10
 Scott, Thoman Marvin: 47
 Scott, Yusuf J.: 96,97,98
 Scurllock, Michael L.: 91,92,93,94
 Scow, Oliver: 1901,02,03,04
 Seaman, Bryce E.: 21
 Seedborg, Harold N.: 39
 Seely, George Wesley: 14,15
 Segal, William R.: 74,75,76,78
 Seidel, Gus A.: 29,30,31
 Settlemyer, George: 55(Mgr.)
 Shackelford, Ray K.: 59,60
 Shafton, Robert: 49, (Mgr.),50(Mgr.)
 Shanahan, Tim: 86,87,88
 Shannon, Michael P.: 72,73,74
 Shapiro, Gregg D.: 90
 Shapiro, Joshua: 95
 Sharp, Robert L.: 23
 Shaw, Gary L.: 79,80,81
 Sheedy, Timothy C.: 68,69,70
 Sheehan, Eric: 2006
 Shelton, Michael: 2005,06
 Shepard, Gary: 2003
 Sherman, James T.: 68,69,70
 Sherman, Zeonte D.: 2003,04
 Sherwood, Ted: 67,68,69
 Shields, Dennis A.: 70,71,72
 Shields, Paul L. Jr.: 97,98
 Shiflet, Marshall P.: 24,25,26
 Shillings, Floyd V.: 50
 Shuford, Louis M.: 71,72
 Sicilan, Robert J.: 70
 Sidebotham, William M.: 19 (Mgr.)
 Silas, Sherrill D.: 51
 Simmons, Aaron J.: 2007,08,09,10
 Simondi, Louis: 33,34,35
 Sims, Randy W.: 2004,05
 Sine, Eddie E.: 55,56
 Singer, Bernard: 41
 Singfield, Antoine: 2003
 Singleton, Chris: 86,87,88,89
 Singleton, James T.: 61,62,63
 Singleton, Kevin: 86,87,88,(90)
 Sintay, Henry W.: 70,71
 Siofele, Joseph S.: 2000,01,02,03
 Skilling, William Emil: 34
 Slack, Ryan: 2001,02
 Slater, Gary W.: 56,57
 Slavin, Tyler: 2011
 Slonaker, Alter Louis: 17,19,(20),21
 Smetana, William J.: 41,47,48
 Smigiel, Joseph M.: 92,93,94
 Smiland, Bronko M.: 36,37,38
 Smith, Anthony: 89
 Smith, Bertram Louis: 1900,01
 Smith, Brian; 85,
 Smith, Christopher F.: 75,77,78,79
 Smith, John Elliott: 46,47,48
 Smith, Keith Alfred: 96,97,98,99
 Smith, Larry D.: 82,83
 Smith, Marcus E.: 2002,03,04,06
 Smith, Melvin E.: 1985,87,88
 Smith, Mikal L.: 1995,96
 Smith, Richmond Shaw: 19,20,21

2012 Arizona Football Media Guide

Smith, Stanford George: 35,36
 Smith, Turner Church: 13,(14),15
 Smith, Vincent R.: 90,91,92
 Smith, Wallace Burton: 33,35,36
 Smith, Warner M.: 91,92,93,(94)
 Smith, William C.: 23,24,25,26
 Smith, William E.: 54,55
 Smith, Xavier: 2006,07,08
 Smull, John William: 59,60,61
 Snoddy, C. Calvert, Jr.: 38,39,40
 Solomon, Darrell D.: 77,78
 Sorenson, George: 26,27,28
 Sowders, Steven A.: 67
 Spaulding, George F.: 1910
 Spilsbury, Max R.: 46,47,48,(49)
 Springston, Ryan C.: 97,98
 Sprotte, J. W. (Jimmy): 94,95,96,(97)
 Sprotte, W. (Scooter): 95,96,98,99
 Spurgeon, Trent: 2011
 Stafford, Edward S.: 1899,00,01,02
 Stamer, Paul L.: 1991,92,93,94
 Stanton, Allan J.: 50,51,52
 Stanton, Henry R.: 39,40,41
 Starkey, Craig W.: 60,61,62
 Stauffer, Howard S.: 58(Mgr.)
 Steed, John F.: 17 (trainer)
 Steele, Warren: 45
 Steger, John Frederick: 36,37,38
 Stephens, Roy A.: 49
 Steptoe, Syndric: 2003,04,05,(06)
 Stern, Gilbert R.: 53
 Stetz, Chris: 1992
 Stevens, John W.: 26(Mgr.)
 Stevenson, Brian: 77
 Stevenson, Nelson K.: 45
 Stevenson, Ricky A.: 68,69
 Stevenson, Walter H.: 27
 Stewart, Derrick A.: 94,95
 Stewart, Harry Alexander: 19
 Stewart, Jesse Hobson: 03
 Stewart, Odel L.: 88
 Stine, Eric R.: 78
 Stivers, Ronald M.: 81,82
 Stofft, Frederick R.: 25,26,27,28
 Storch, Surt Eric: 50,51,52
 Stovall, William T.: 54,55
 Straw, Ken Joe: 75,76,77
 Streeter, Mark A.: 78,79
 Streets, Robert B. Jr.: 49(Mgr.)
 Streidnig, Michael: 88,89,90
 Strickling, Mark C.: 92,93
 Stump, Gerald J.: 69,71
 Suarez, Benito G.: 1899,00,01,02,03
 Sullivan, James Daniel: 12
 Svob, Robert Stanley: 38,39,40
 Swanson, Grant M.: 74,75
 Sweet, Alvin Jay: 21,22
 Sweeting, Ted G.: 62,64
 Swick-Vialo, Mitchell: 25,26,27,29
 Swift, Samuel E.: 39
 Szlauko, Michael J.: 1994,95,96,97
 Tackett, Wrinfred Clyde, II: 47,48
 Tafoya, Joseph P.: 1997,98,99,00
 Tafua, Steve: 1996
 Tagoai, Mu Maafala: 1991,92,93,94
 Tate, Dennis: 77
 Tate, James, Jr.: 57
 Tate, Joseph McLane: 04
 Tatum, Brandon: 2005,07
 Taula, Kirifi: 2011
 Taylor, Edgar A.: 40,41
 Taylor, Richard M.: 40
 Taylor, Gary E.: 93,94,95,96
 Taylor, Cary E.: 92,93,94,95
 Taylor, Timothy D.: 2003
 Taylor, William Henry, Jr.: 11
 Teilborg, Andrew: 88
 Temple, Robert Aitchison: 37,39
 Terrell, Damon: 1994
 Terrell, Ransom L.: 71,72,(73)
 Terrell, Steven K.: 72
 Tevis, Jared: 2011
 Tewksbury, Raymond W.: 30
 Thomas, Aaron J.: 1988
 Thomas, Anthony D.: 97,98,2000, (01)
 Thomas, Charles Emerson: 1903
 Thomas, Mike: 2005,06,07,(08)
 Thomas, Robert Russell: 20,22,23
 Thomas, Timothy: 1993,94,95
 Thompson, Clifton Jerry: 65,66,67
 Thompson, Robert Lee: 60,61
 Thompson, Todd A.: 1996
 Thompson, Tony: 2000
 Thompson, Young A.: 1999,00,01,02
 Thomson, Eric A.: 80
 Thorpe, Clarence D.: 11
 Thorpe, Cloff E.: 82,83,84,85
 Thurman, D'Andrae: 2000, 01,02
 Tjerina, George: 67
 Tillman, Dolphin E.: 1996,97,98,99
 Titensor, Allen Earle: 37,38
 Tofflemire, Joe S.: 85,86,87,(88)
 Tofflemire, Paul C.: 1988,89,90,91
 Tognett, Omero Al: 56
 Tollefson, Eric J.: 67
 Tomerlin, Jacob: 2005
 Tomlin, Horald A.: 59,60
 Tompkins, Kim L.: 68,69,70
 Tonz, John J.: 50,51,52
 Toon, Robert C., Jr.: 76,74,75
 Torrey, Andre: 2003, (04)
 Towne, Alfred: 29 (Mgr.)
 Townsend, Harold E.: 60,61
 Traw, Ronald: 85
 Treadwell, Michael C.: 69,70,71
 Treadwell, Stuart Ellsworth: 30
 Tretheway, James: 2007,08
 Tribolet, Charles S.: 31(Mgr.)
 Troutman, Roy Robert: 12
 Tucker, Gustave E.: 79
 Tucker, Jimmy E.: 1989,90
 Tucker, Samuel: 35,36
 Tucker, William F.: 53,56
 Tuihalamaka, Apaiata: 2008,09
 Tuihalamaka, Vuna: 2008,09
 Tuihalamaka, Sione: 2010,11
 Tuinei, Vaega Van: 1995,96
 Tuiapulotu, Kaniela: 2007,08
 Tuitama, Willie: 2005,06,(07),(08)
 Tuitavuki, Carl F.: 2002, 03
 Tunncliffe, Tom R.: 80,81,82,83
 Turley, Ryan: 96,97
 Turner, Greg P.: 81,82,83,84
 Turner, Johnathan: 2005,06,07
 Turner, Mike: 2007,09,10
 Turner, Terrell: 2006,07,08,(09)
 Tutogi, Taimi: 2009,10,11
 Turvey, Harry Ellsworth: 14,15,16
 Tyson, John H.: 71
 Ugwu, Chima: 96,98
 Ullom, Burle W.: 50,51
 Uku, Austin M.: 99, 2000, 01
 Umphress, Robert L.: 52
 Underhill, Howard L.Talcott: 10,11,12
 Underwood, Dennis L.: 58,60,61
 Underwood, Norman G.: 53(Mgr.)
 Upchurch, James T.: 72,73,74
 Upton, William J.: 23,24
 Urness, Harold Edward: 58,59,60
 Usman, Mohammed: 2010,11
 Usu, Ega: 98,99
 Usu, Tevete: 95,97
 Utu, McCann L.: 90,91
 Vagoni, John G.: 52,54
 Vail, Herver P.: 40,41,42
 Valder, Jeffrey W.: 86
 Valenzuela, Mark: 76,77,78(Mgr.)
 Valentine, Juan A.: 2002
 Vance, Calvert Lee: 16,17(Mgr.)
 Van Dusen, Rovert E.: 22,23
 Van Hooser, John S.: 52
 Vargas, Orlando: 2008,09
 Varner, Harry Howard, Jr.: 46,47,(48)
 Vasquez, D.J.: 98,99
 Vassallo, Paul: 2010, (11)
 Vassar, Charles Q.: 50,51 (Mgr.)
 Vaughn, Terrance R.: 90,91,92,93
 Veal, Devin: 2008
 Veal, Ronald R.: 87,88,89,90
 Vega, Sergio V.: 80,81
 Ventrigila, James J.: 69,70,71
 Verbalaitis, Victor Hugh: 83,84,86,87
 Verfurth, Ralph Ryan: 17
 Vesling, Craig: 82,83,84,85
 Vickers, Elmer Francis, Jr.: 33,35,36
 Vickers, Ryan: 1985, 86
 Vorsheck, John P.: 2001,02
 Vose, Hamilton III: 54,55
 Wacholz, Bill: 2006,07
 Wade, Marcel R.: 89,90,91,92
 Wade, Robert L.: 99, 2000, 01,(02)
 Wade, Trevin: 2008,09,10, (11)
 Wakefield, Melvin F.: 41
 Walczak, Mark C.: 82,83,84,85
 Waldrop, Robert F.: 90,91,92,93
 Walker, Bruce E.: 72,73
 Walker, Daniel R.: 77,78
 Walker, Frank S.: 25(Mgr.)
 Walker, Willie: 1994,95,96
 Walker, Willis Lester: 39
 Wallace, Darnell J.: 77
 Wallace, Jackie: 70,71,72
 Wallace, James E.: 71,72
 Wallace, Roy Oliver: 33,34,35
 Wallendorf, Don: 51
 Ward, Jowyn: 2008,09,11
 Ward, Kevin M.: 79,80,81,82
 Ware, Reginald D.: 78,79,80
 Warford, Ralph Elmo: 34,35,36
 Wargo, Paul G., Jr.: 66
 Warner, James E.: 87,88,89
 Warren, Brian V.: 82,83
 Warren, Clinton: 27,28,29
 Warren, Paul B.: 69
 Warren, Richard M.: 89,(90)
 Wartman, Charles H.: 23
 Washington, Alonzo: 87,88
 Washington, Justin: 2010,11
 Wasko, Robert: 1995
 Watkins, Clyde: 36,37,38
 Watley, Mark II: 2010
 Watson, David J.: 95,96
 Watters, Robert L.: 88
 Webb, Charles R.: 84,85,86, (87)
 Weber, Brett P.: 80,81
 Webre, Alcide N.: 53,54
 Weiler, Carl E.: 51,52,53
 Weinstein, Bernard: 45
 Wellman, Glenn R.: 83
 Wells, Dana C., Jr.: 85,86,87,88
 Wells, Raymond E.: 2001,02
 Wendler, James. M.: 97,98,99
 West, Kenneth Dale: 60
 Westgard, Carl C.: 31,32
 Wetencamp, Paul F.: 13(Mgr.)
 Wharton, Garic: 2011
 White, Dan Jerome: 93,94,(95)
 White, Edward Willard: 04
 White, John Carroll: 29,30
 White, Lou V.: 62,63,64
 White, Marshall: 67
 White, Robert G.: 70,71,72,
 White, Roy M.: 30
 White, Ruben J.: 65,68
 Whiteside, William Hershel: 00
 Whitfield, Ashland O.: 70
 Whitlow, Robert E.: 56,57
 Whitmore, Dale N. Jr.: 96,97
 Whitton, Jeffry M.: 76,77,78,79
 Wiggins, Bruce H. III: 97,98,99,00
 Wigley, Roy Clark: 36,37,38
 Wilcox, Anthony: 2008,10
 Wild, Donald R.: 59,60
 Wilde, Trevor: 1999,00
 Wiley, Ross Lynden: 20,21
 Wiley, Labarron: 78
 Wiley, Robert: 76
 Wilky, Leslie Guy: 09,11,12
 Willett, James M.: 64,65
 Williams, Armon A.: 93,94,95,(96)
 Williams, Carlos D.: 2001,02,03, (04)
 Williams, Larry Dean: 58,59,60,61
 Williams, Ricky R. Jr.: 2002,03,04
 Williams, Rodney A.: 95,96,(97)
 Williams, Rousell: 72,73,74
 Williams, William H.: 58,59,60,61
 Williamson, William Roy: 08,09
 Willrodt, Joey: 2002
 Wilson, Edward A.: 59,60,(61)
 Wilson, Phillip W.: 62,63
 Wilson William Wade: 47,49
 Wimberly, Edward P.: 62,63,64
 Windisch, Robert C.: 73,74,75
 Wingate, Anthony J.: 2002,03,04
 Wisz, Thomas J.: 70,71
 Witten, Oliver Byrd: 21,22
 Wnek, Elliott James: 98,99, 2000, 01
 Wofford, Walter William: 19,20,(21)
 Wolfe, Stephen M.: 68,69
 Wolgast, Edward Lee: 45,47,48,49,(50)
 Wood, Brad: 2004,05,06
 Wood, Brent W.: 83,84,85,86
 Wood, David W.: 81,82,83,84
 Wood, Earl Francis: 17
 Woodall, John W.: 63,64
 Woodburn, Thomas O.: 48,49
 Wooddell, Charles E.: 02,03,04,05
 Wooddell, DeLeslie James: 09
 Woodford, Michael: 80,81
 Woods, Alex Robert 86,88
 Woods, Sidney Sterling: 36,37
 Woodward, Gregory E.: 68,69,70
 Worcester, S. Jarvie: 99, 2000, 01,
 (02)
 Wozniak, Johnnye J.: 79
 Wray, Spencer: 93,94
 Wright, Christopher H.: 87,88,89
 Wright, Claudius L.: 93,94
 Wright, Roy James: 86
 Wright, William 'Bug': 2008,09,10
 Wuertz, Verne, Jr.: 45,46,47
 Wunderli, Brian K.: 76,77,78
 Wyatt, Wayne: 95,96
 Wynne, John Davis: 34,35,36
 Yarger, Thomas L.: 60
 Yeager, William Michael: 58,59
 Yena, Larry L.: 75,76
 Young, Joseph A.: 56,57
 Young, R.J.: 2009,10
 Young, Ralph Crawford: 12(Mgr.)
 Young, Tony J.: 79
 Yvonovitz, John: 41
 Zarrillo, Paul F.: 75
 Zebas, Joseph M.: 92
 Zech, Patrick A.: 74,75
 Zeman, Gerald A.: 61,62,(63)
 Zendejas, Alex: 2008,09,10,11
 Zendejas, Max J.: 82,83,84,85
 Ziemer, Walter A.: 50,51
 Zivic, William, Jr.: 78,79
 Zion, Daniel L.: 58
 Zuckerman, Ken: 86

2012 Arizona Football Media Guide

Football Records

RUSHING

Most Individual Rushing Attempts

Game: 35, Chris Henry, at Washington St.
11-4-06 (94 yds.); 34, 4 times, Trung Canidate at Washington St. 11-6-99 (158) most recent
Season: 268, Ontiwaun Carter, 1994 (11 games)
Season Per Game: 24.4, Ontiwaun Carter, 1994 (268 in 11)
Career: 815, Ontiwaun Carter, 1991-94 (46 games)
Career Per Game: 17.7, Ontiwaun Carter, 1991-94 (815 in 46 games)

Most Net Yards Gained

Game: 288, Trung Canidate, vs. Arizona St., 11-27-98 (18 att.)
Season: 1602, Trung Canidate, 1999 (253 att.)
Career: 3824, Trung Canidate, 1996-99 (604 att.)

Most Yards Lost

Game: 78, Bruce McCauley, vs. Marquette, 10-18-52 (9 tc); 75, Willie Tuitama, at Oregon St., 10-6-07 (8 tc)
Season: 409, Jason Johnson, 2002 (60 att.; -373 net)

Highest Average Gain Per Rush

Game: 38.0, Art Luppino, vs. New Mexico St., 9-18-54 (6 for 228)
Min. 10: 16.0, Trung Canidate, vs. Arizona St., 11-27-98 (18 for 288)
Min. 20: 9.2, Don Beasley, vs. ASU, 11-28-53 (21-193)
Season: 7.96, Bobby Lee Thompson, 1960 (92 for 732)
Min. 100: 7.59, Art Luppino, 1954 (179 for 1359)
Career: 7.6, Bobby Lee Thompson, 1960-61 (195 for 1484)
Min. 200: 6.6, Art Luppino, 1953-56 (513 for 3371)

Most Touchdowns Rushing

Game: 4, Harry Holt, vs. UTEP, Oct. 9, 1976; Don Beasley, vs. Arizona St., Nov. 28, 1953; Art Luppino, vs. New Mexico St., Nov. 3, 1954; Richard Hersey, vs. Pacific, Nov. 15, 1980; Keola Antolin, at Oregon, Nov. 15, 2008
Season: 21, Art Luppino, 1954
Career: 44, Art Luppino, 1953-56
Games Gained 100 Yards
Consecutive: 10, Trung Canidate, 1999
Season: 10, Trung Canidate, 1999
Career: 18, Trung Canidate, 1996-99; 15, Art Luppino, 1953-56

Most Yards Gained By Two Players

Game: 393, Kenny Cardella (200) and Don Beasley (193) vs. Arizona St., 11-28-53

Team Highs and Lows, Game

Team Rushing Attempts

Most: 80 vs. Oregon, 1993
Fewest: 12 vs. Wyoming, 1936
Fewest Pac-10: 14 vs. Stanford, 2009
Both Teams, Most: 129 vs. New Mexico, 1973 (Ariz. 66, New Mexico 63)
Both Teams, Fewest: 52 vs. Wyoming, 1936 (Ariz. 12, Wyoming 40)

Team Rushing Yards Gained

Most: 492, Eastern Mich., 1988 (63 rushes)
Pac-10 Game: 480, UCLA, 1989 (68 rushes)
Fewest: -49 vs. Arizona St., 1958 (27 rushes)
Pac-10 Game: -23, at Oregon St., 2002 (25 rushes)
Both Teams, Most: 734, at UCLA, 1972 (Ariz229, UC505)
Both Teams, Fewest: 53 vs. Wyoming, 1967 (Ariz. 14, Wyoming 39); 53 vs Toledo 2010 (Ariz 25, UT 28)

Most Touchdowns By Rushing

11 vs. New Mexico St., 1916 (73-0)

Average Gain Per Rush

Highest: 12.7 at UTEP, 1952 (38 for 483)
Lowest: -1.8 vs. Arizona St., 1958 (27 for -49)

Most Players Gaining 100 Yards

3, Chuck Levy (19-156), Ontiwaun Carter (15-160), Billy Johnson (18-100) vs. Oregon, 1993

Team Highs and Lows, Season

Rushes Per Game

Most: 55.5, 1978 (610 in 11)
Total: 663, 1977 (12 games)
Fewest: 26.7, 2007 (320 in 12)

Yards Gained Per Game

Most: 276.5, 1954 (2745 in 10)
Fewest: 43.8, 2002 (526 in 12)
Touchdowns Rushing Per Game
Most: 4.3, 1954 (43 in 10)
Fewest: 0.4, 1965 (4 in 10)
Pac-10 Years: 0.6, 2002 and 2007 (7 in 12)

Average Gain Per Play

Most: 5.7, 1961 (408 for 2326)
Fewest: 1.5, 2002 (360 for 526)

Games Exceeding 300 Yards

Five, 1973

Top 10 Average Rushing Yards Per Game, Season

276.5, 1954
270.8, 1973
268.9, 1953
254.8, 1952
254.1, 1975
246.7, 1988
240.9, 1989
233.6, 1961
226.7, 1979
222.7, 1987

Top 10 Team Rushing, Single Game

492, Eastern Mich., 1988 (63 att.)
491, at Arizona St., 1953 (73)
483, at UTEP, 1952 (38)
480, UCLA, 1989 (68)
460, Oregon St., 1999 (64)
451, Utah, 1975 (4)
444, New Mexico St., 1951 (52)
438, UTEP, 1973 (58)
432, Utah, 1973 (76)
427, Hawai'i, 1952 (50)

Individual Rushing Leaders

Rushing Yards, Career

Yards	Player	Att.	Years
3,824	Trung Canidate	604	1996-99
3,501	Ontiwaun Carter	805	1991-94
3,371	Art Luppino	513	1953-56
3,163	Mike Bell	2002-05	
3,096	Hubie Oliver	649	1977-80
2,957	Nic Grigsby	572	2007-10
2,571	David Adams	600	1984-86
2,530	Clarence Farmer	521	2000-03
2,397	Keola Antolin	500	2008-10
2,389	Jim Upchurch	488	1972-74
2,074	Bob McCall	473	1970-72
2,060	Ken Cardella	336	1051-53
2,022	Eddie Wolgast	387	1945-50
1,873	Vance Johnson	471	1981-84
1,680	Don Beasley	277	1951-56
1,669	Billy Johnson	333	1990-93

Rushing Yards, Season

Yards	Player	Att.	Year
1,602	Trung Canidate	253	1999
1,359	Art Luppino	179	1954
1,313	Art Luppino	209	1955
1,229	Clarence Farmer	209	2001
1,220	Trung Canidate	167	1998
1,184	Jim Upchurch	210	1973
1,175	David Adams	238	1986
1,163	Ontiwaun Carter	268	1994
1,153	Nic Grigsby	214	2008
1,148	Bob McCall	228	1972
1,021	Hubert Oliver	197	1979
1,004	Jim Upchurch	216	1974
950	Mike Bell	204	2004
952	Mike Bell	200	2005
920	Mike Bell	168	2003
915	Ken Cardella	148	1953

Rushing Yards, Single Game (Attempts)

Yards	Player	Opponent	Year
288	Trung Canidate (18)	vs. Arizona St.	1998
232	Jim Upchurch (27)	vs. UTEP	1973
228	Art Luppino (6)	vs. NM State	1954
224	Ontiwaun Carter (36)	vs. Colorado St.	1994
222	Mike Bell (26)	vs. Washington	2003
221	Trung Canidate (33)	at Oregon St.	1999
217	Bill Hargis (33)	vs. Occidental	1930
207	Nic Grigsby (15)	vs. NAU	2009
205	David Eldridge (20)	vs. UCLA	1989
202	Trung Canidate (27)	vs. UTEP	1999
201	Chris Jennings (26)	vs. SFA	2006
200	Art Luppino (25)	vs. Montana	1955
200	Ken Cardella (31)	at Arizona St.	1953
196	Hubert Oliver (25)	vs. Colorado St.	1979
196	Bob McCall (30)	at NM State	1972
196	Ken Cardella (32)	vs. Arizona St.	1952
196	Larry Heater (34)	at Oregon	1978
189	Nic Grigsby (28)	at Wash. St.	2008

Longest Runs

Yards	Player	Opponent	Year
96	Trung Canidate	San Diego St.	1997
94	Nic Grigsby	vs. NAU	2009
88	Bobby Thompson	at UTEP	1960
84	Willie Hamilton	at Oregon	1972
82	Willie Lewis (not TD)	Wyoming	1970
82	Eddie Wolgast	Arizona St.	1950
81	Eddie Wolgast	at Colorado	1950
81	Bill Hargis	at Cal Tech	1930
80	Tremaine Cox	UNLV	2001
80	Clarence Farmer	at USC	2000
80	Dennis Northcutt	Oregon	1999
80	Trung Canidate	at Arizona St.	1999
80	Trung Canidate	Arizona St.	1998
80	Harry Holt	at UTEP	1977
80	Willie Hamilton	at BYU	1973
80	Jim Upchurch	at BYU	1973
80	Willie Hamilton	at Iowa	1973
80	Floyd Hudlow	at New Mexico	1964
80	Bobby Thompson	UTEP	1960
80	Carl Beard	at UTEP	1952

By Opponent: 90, Lyn Chadnois, Michigan St., 1949

Rushing Touchdowns, Season

Yards	Player	Year
21	Art Luppino	1954
16	Kelvin Eafon	1998
13	Nic Grigsby	2008
13	Bobby Thompson	1961
12	Joe Hernandez	1960
11	Trung Canidate	1999
10	Clarence Farmer	2001
10	Trung Canidate	1998
10	Vance Johnson	1983
10	Jim Upchurch	1973

2012 Arizona Football Media Guide

Rushing Touchdowns, Career

44	Art Luppino	1953-56
28	Nic Grigsby	2007-10
27	Ronald Veal QB	1987-90
26	Keola Antolin	2008-11
25	Trung Canidate	1996-99
21	Ontiwaun Carter	1991-94
20	Kelvin Eafon FB	1996-98
20	Vance Johnson	1981-84
19	Chuck Levy	1991-93
19	Clarence Farmer	2000-03

Annual Rushing Leaders (Since 1958)

Year	Player	TC	Net	TD	Avg.	PG
1958	W. Livingston	63	187	0	2.9	
1959	W. Livingston	57	380	3	6.7	
1960	B. Thompson	92	732	6	8.0	
1961	B. Thompson	103	752	8	7.3	
1962	Tom Kossler	64	427	3	6.5	
1963	Jim Oliver	49	214	1	4.4	
1964	Floyd Hudlow	73	402	8	5.5	
1965	Brad Hubbard	133	526	0	4.0	
1966	Brad Hubbard	115	501	1	4.4	
1967	David Barajas	87	337	5	3.7	
1968	Noki Fuimaono	156	579	1	3.5	
1969	Ron Gardin	188	759	7	4.0	
1970	Willie Lewis	163	665	3	4.1	66.5
1971	Bob McCall	134	525	0	3.9	47.7
1972	Bob McCall	228	1,148	3	5.0	104.3
1973	Jim Upchurch	210	1,184	10	5.6	107.6
1974	Jim Upchurch	216	1,004	4	4.6	91.2
1975	Dave Randolph	141	657	5	4.7	59.7
1976	D. Anderson	114	506	5	4.4	46.0
1977	D. Anderson	122	568	8	4.7	47.3
1978	Hubert Oliver	198	866	7	4.4	78.7
1979	Hubert Oliver	197	1,021	6	5.2	92.8
1980	Hubert Oliver	146	655	4	4.5	65.5
1981	Vance Johnson	123	654	6	5.3	59.4
1982	Vance Johnson	111	443	4	4.0	44.3
1983	Chris Brewer	114	586	7	5.1	53.3
1984	David Adams	188	750	6	4.0	68.2
1985	David Adams	138	511	2	3.7	51.1
1986	David Adams	238	1,175	7	4.9	106.8
1987	Ron Veal	161	566	9	3.5	56.6
1988	A. Washington	113	651	3	5.8	65.1
1989	David Eldridge	143	788	8	5.5	71.6
1990	Art Greathouse	104	482	5	4.6	48.2
1991	Billy Johnson	116	682	5	5.9	68.2
1992	Ontiwaun Carter	195	739	6	3.8	67.2
1993	Ontiwaun Carter	178	837	4	4.7	83.7
1994	Ontiwaun Carter	268	1163	7	4.3	105.7
1995	Gary Taylor	177	714	2	4.0	64.9
1996	Gary Taylor	120	564	4	4.7	51.3
1997	Trung Canidate	138	804	4	5.8	100.5
1998	Trung Canidate	167	1,220	10	7.3	110.9
1999	Trung Canidate	253	1,602	11	6.3	133.5
2000	Clarence Farmer	138	666	5	4.8	66.6
2001	Clarence Farmer	209	1,229	10	5.9	111.7
2002	Mike Bell	106	341	1	3.2	28.4
2003	Mike Bell	168	920	6	5.5	76.7
2004	Mike Bell	204	950	5	4.7	86.4
2005	Mike Bell	200	952	5	4.8	86.5
2006	Chris Henry	165	581	7	3.5	52.8
2007	Nic Grigsby	161	704	2	4.4	70.4
2008	Nic Grigsby	214	1,196	13	5.4	88.7
2009	Keola Antolin	114	637	4	5.6	49.0
2010	Keola Antolin	143	668	7	4.7	51.4
2011	Keola Antolin	126	568	5	4.5	47.3

RECEIVING

Individual Receiving

Most Passes Caught

Game: 14, Jeremy McDaniel, at California, 11-2-96
 Season: 93, Bobby Wade, 2002 (12 games)
 Career: 259, Mike Thomas, 2005-08
 Career Per Game: 5.4, Mike Thomas 2005-08, 259 in 48G; 5.1, Bobby Wade 1999-02, 230 in 45G; 4.7, Dennis Northcutt, 1996-99, 223 in 47G

Most Receiving Yards Gained

Game: 283, Jeremy McDaniel, at Cal, 11-2-96 (14 rec.)
 Season: 1422, Dennis Northcutt, 1999 (88 rec.)
 Career: 3351, Bobby Wade, 1999-02 (230 rec.)

Most Players 100 Yards Receiving, Game

3, M. Thomas 7-137, T. Turner 7-109, A. Johnson 7-102 vs. New Mexico 2007

Highest Average Gain Per Reception (Min. 3)

Game: 44.3, B.obby Thompson, vs. Colorado St., 9-23-61 (3 for 144)
 (Min. 5): 34.2, Charlie McKee, vs. Oregon St., 11-6-71 (6 for 205)
 (Min. 10): 25.7, Dennis Northcutt, at TCU, 9-5-99 (10-257)
 Season: 21.0, Keith Hartwig, 1976 (54 for 1134)
 Career: 20.1, Keith Hartwig, 1973-76 (67 for 1350)

Touchdown Passes Caught

Game: 3, Juron Criner, vs. Ore.'09 (of 5); UCLA '11 (10)
 3, Mike Thomas, at Washington, 10-27-07 (of 10)
 3, Bobby Wade, at California, 11-3-2001 (of 6)
 3, Scott Piper vs. Northwestern, 10-4-75 (of 4)
 3, Charlie McKee vs. Wyoming, 11-21-70 (of 3)
 3, Joe Hernandez vs. New Mexico, 10-21-61 (of 4)
 3, Bill Glazier vs. New Mexico, 11-5-49 (of 6)
 Season: 11, Mike Thomas, 2007; 11, Theopolis Bell, 1974; 11, Juron Criner, 2010; Juron Criner 2011
 Career: Juron Criner 32, 2008-11; T. Bell, 30, 1972-75

Most Consecutive Games Catching a Pass

42, Dennis Northcutt (10-26-96 Oregon St. to 11-27-99 Arizona St.); 42, Bobby Wade (9-18-99 Stanford to 11-29-02 ASU, 1 missed game due to injury)

Most Consecutive Games Catching A Touchdown Pass

6, Rodney Williams (9-27 thru 11-8-97 UCLA-Oregon St)

Career 100-Yard Receiving Games

13, Dennis Northcutt, 1996-99; 12, Bobby Wade, 1999-02; 11, Mike Thomas, 2005-08; 11, Juron Criner, 2008-11

Receiving Leaders

Pass Receptions, Career

Rec.	Player	Yards	TD	Years
259	Mike Thomas	3,231	23	2005-08
230	Bobby Wade	3351	23	1999-02
223	Dennis Northcutt	3252	24	1996-99
209	Juron Criner	2859	32	2008-11
153	Theopolis Bell	2509	30	1972-75
151	David Douglas	1542	11	2008-11
136	Jon Horton	2415	16	1983-86
131	Syndric Steptoe	1584	6	2003-06
128	David Roberts	1325	5	2008-11
119	Richard Dice	1957	17	1993-96
112	Derek Hill	1925	15	1985-88
112	Rodney Williams	1536	12	1995-97
109	Terry Vaughn	1884	6	1990-93
106	Anthony Johnson	1231	7	2004-07

Receiving Yards, Career

Yards	Player	Rec.	TD	Years
3,351	Bobby Wade	230	23	1999-02
3,252	Dennis Northcutt	223	24	1996-99
3,231	Mike Thomas	259	23	2005-08
2,859	Juron Criner	209	32	2008-11
2,509	Theopolis Bell	153	30	1972-75
2,415	Jon Horton	136	16	1983-86
1,957	Richard Dice	119	17	1993-96
1,925	Derek Hill	112	14	1985-88
1,903	Juron Criner	134	21	2008-10
1,884	Terry Vaughn	109	6	1990-93
1,789	Brad Anderson	97	8	1981-83
1,652	Charlie McKee	85	19	1969-71
1,610	Terrell Turner	141	9	2006-09
1,584	Syndric Steptoe	131	6	2003-06

Pass Receptions, Season

Rec.	Player	Yards	Year
93	Bobby Wade	1,389	2002
88	Dennis Northcutt	1,422	1999
83	Mike Thomas	1,038	2007
82	Juron Criner	1,233	2010
76	Jim Greth	1,003	1966
74	Juron Criner	956	2011
74	Mike Thomas	825	2008
65	David Douglas	666	2011
65	Gino Crump	610	2011
63	Dennis Northcutt	922	1998
62	Bobby Wade	882	2001
61	Andrae Thurman	915	2002
61	Dave Hibbert	606	1958
58	Dennis Northcutt	767	1997
58	Jeremy McDaniel	916	1998
56	Richard Dice	969	1994
55	Syndric Steptoe	568	2006
54	Keith Hartwig	1,134	1976
53	Delashaun Dean	593	2008
53	Theopolis Bell	700	1974
52	David Douglas	515	2010
52	Mike Thomas	771	2005

Receiving Yards, Season

Yards	Player	Rec.	Year
1,422	Dennis Northcutt	88	1999
1,389	Bobby Wade	93	2002
1,233	Juron Criner	82	2010
1,134	Keith Hartwig	54	1976
1,038	Mike Thomas	83	2007
1,003	Jim Greth	76	1966
969	Richard Dice	56	1994
956	Juron Criner	75	2011
922	Dennis Northcutt	63	1998
916	Jeremy McDaniel	58	1998
915	Andrae Thurman	61	2002
892	Ron Gardin	48	1968
882	Bobby Wade	62	2001
880	Jon Horton	45	1984
870	Brad Anderson	44	1982
854	Charlie McKee	43	1971
825	Mike Thomas	74	2008
820	Hank Stanton	50	1941

Touchdown Receptions, Season

Rec.	Player	Rec/Yards	Year
11	Juron Criner	75-956	2011
11	Juron Criner	82-1,233	2010
11	Mike Thomas	83-1,038	2007
11	Theopolis Bell	53-700	1974
10	Keith Hartwig	53-1,134	1976
10	Rob Gronkowski	47-672	2008
9	Juron Criner	43-580	2009
9	Dennis Northcutt	68-767	1997
9	Jeremy McDaniel	58-916	1998

2012 Arizona Football Media Guide

8	Bobby Wade	93-1,389	2002
8	Bobby Wade	62-882	2001
8	Dennis Northcutt	88-1,422	1999
8	Richard Dice	56-969	1994
8	Jim Greth	76-1,003	1976
7	Rodney Williams	43-674	1997
7	Theopolis Bell	47-790	1973
7	Joe Hernandez	24-440	1960

Career Touchdown Receptions

Rec.	Player	Rec-Yards	Years
32	Juron Criner	209-2859	2008-11
30	Theopolis Bell	153-2,509	1972-75
24	Dennis Northcutt	223-3,252	1996-99
23	Mike Thomas	259-3,231	2005-08
23	Bobby Wade	230-3,351	1999-02
19	Charlie McKee	85-1,652	1969-71
17	Richard Dice	119-1,957	1993-96
16	Rob Gronkowski	75-1,197	2007-08
16	Jon Horton	136-2,415	1983-86
15	Derek Hill	112-1,925	1985-88
12	Rodney Williams	112-1,536	1995-97
11	Vance Johnson	104-1,014	1981-84
11	David Douglas	151-1,542	2008-11

Pass Receptions, Single Game (Yards)

Rec.	Player	Opponent	Year
14	Jeremy McDaniel (283)	at California	1996
12	Juron Criner (179)	Oregon State	2010
12	Juron Criner (152)	vs. Stanford	2009
12	David Roberts (138)	at Washington	2009
12	Rob Gronkowski (143)	at Oregon	2008
12	Bobby Wade (151)	Oregon	2002
12	Dave Hibbert (107)	at Texas Tech	1958
12	Mike Thomas (105)	at California	2007
12	Jim Greth (98)	Iowa St.	1966
12	Mike Thomas (83)	at USC	2007
11	Juron Criner (118)	at Washington	2011
11	Mike Thomas (127)	at UNM	2008
11	Bobby Wade (222)	at California	2002
11	Bobby Wade (157)	at Arizona St.	2001
11	Jim Greth (120)	at Iowa	1966
11	Hank Stanton (104)	at Okla. St.	1941
10	12 times: Juron Criner (176)	at Toledo	2010;
	Terrell Turner (175)	at Stanford	2008; Bobby Wade (155) at Washington 2002; Dennis Northcutt (257) at TCU 1999; Northcutt (135) vs. UW 1997; Theopolis Bell (77) at Utah 1974; Tim Dewan (77) vs. Utah 1966; Dave Hibbert (91) vs. Iowa St. 1958; Criner (101) vs. UCLA 2011; Dan Buckner (144) at OSU 2011; David Douglas (156) vs. Utah 2011; Gino Crump at Colo 2011

Receiving Yards, Single Game

Yards	Player (receptions)	Opponent	Year
283	Jeremy McDaniel (14)	at California	1996
257	Dennis Northcutt (10)	at TCU	1999
222	Bobby Wade (11)	at California	2002
217	Theopolis Bell (7)	New Mexico	1975
217	Jon Horton (9)	Utah St.	1984
208	Derek Hill (7)	at Stanford	1987
205	Charlie McKee (6)	Oregon St.	1971
203	Keith Hartwig (8)	Wyoming	1976
196	Bill Glazier (8)	New Mexico	1951
179	Juron Criner (12)	Oregon State	2010
179	Keith Hartwig (9)	at Northwestern	1976
176	Juron Criner (10)	at Toledo	2010
175	Terrell Turner (10)	at Stanford	2008
175	Bobby Wade (9)	Utah	2002
172	Ron Gardin (7)	Utah	1968
171	Richard Dice (9)	at USC	1994

Single-Season Tight Ends Receiving

1.	Rob Gronkowski	47-672, 10 TD	2008 soph
2.	Mark Keel	32-513, 2 TD	1982 senior
3.	Rob Gronkowski	28-525, 6 TD	2007 fresh
4.	Mark Keel	27-343, 4 TD	1981 junior
5.	Steve Fleming	23-332, 2 TD	2004 senior
6.	Ron Beyer	21-296, 4 TD	1978 senior
7.	B. Manumaleuna	20-316, 2 TD	1999 junior

Career Tight Ends Receptions-Yds-TD

1.	Rob Gronkowski	75-1197, 16 TD	2007-08
2.	Mark Keel	59-857, 6 TD	1981-82
3.	Ron Beyer	53-801, 7 TD	1975-78
4.	Steve Fleming	50-584, 4 TD	2001-04
5.	B. Manumaleuna	40-571, 3 TD	1997-2000
6.	Mike Metzler	34-597, 6 TD	1994-96
7.	Bill Nettling	29-451, 5 TD	1977-80

Annual Pass Receptions Leaders

Year	Name	No.	Yards	TD	Avg.
1958	Dave Hibbert	61	606	4	9.9
1959	Willie Peete	10	173	1	17.3
1960	Joe Hernandez	24	440	7	18.3
1961	Joe Hernandez	27	423	1	15.7
1962	Ken Cook	11	187	1	17.0
1963	Floyd Hudlow	13	167	3	12.8
1964	Rickie Harris	28	391	1	13.9
1965	Tim Plodinec	20	191	1	9.6
1966	Jim Greth	76	1,003	8	13.1
1967	Wally Scott	15	243	1	16.2
	Jim Coddington	15	182	1	12.1
1968	Ron Gardin	48	892	4	18.6
1969	Hal Arnason	30	489	3	16.3
1970	Hal Arnason	35	569	2	16.3
1971	Charlie McKee	43	854	5	19.8
1972	Barry Dean	22	414	3	18.8
	Theo Bell	22	408	4	18.6
1973	Theo Bell	47	790	7	16.8
1974	Theo Bell	53	700	11	13.2
1975	Scott Piper	45	718	7	15.9
1976	Keith Hartwig	54	1,134	10	21.0
1977	Harry Holt	24	423	2	17.6
1978	Ron Beyer	21	296	4	14.1
1979	Tim Holmes	24	319	0	13.3
1980	Tim Holmes	33	545	0	16.5
1981	Mark Keel	27	343	4	12.7
1982	Brad Anderson	44	870	5	19.8
1983	Jay Dobyns	50	694	1	13.9
1984	Jon Horton	45	880	6	19.6
1985	Jon Horton	43	685	3	15.9
1986	Derek Hill	32	523	3	16.3
1987	Derek Hill	45	798	4	17.7
1988	Derek Hill	25	508	5	20.3
1989	Reggie McGill	11	170	1	15.5
1990	Terry Vaughn	22	431	2	19.6
1991	Terry Vaughn	21	270	1	12.9
1992	Troy Dickey	28	395	1	14.1
1993	Terry Vaughn	36	474	2	13.2
1994	Richard Dice	56	969	8	17.3
1995	Rodney Williams	46	587	4	12.8
1996	Jeremy McDaniel	31	607	3	19.6
1997	Dennis Northcutt	58	767	9	13.2
1998	Dennis Northcutt	63	922	6	14.6
1999	Dennis Northcutt	88	1,422	8	16.2
2000	Bobby Wade	45	626	3	13.9
2001	Bobby Wade	62	882	8	14.2
2002	Bobby Wade	93	1,389	8	14.9
2003	Biren Ealy	42	577	4	13.7
2004	Syndric Steptoe	30	446	3	14.9
2005	Mike Thomas	52	771	5	14.8
2006	Syndric Steptoe	55	568	2	10.3
2007	Mike Thomas	83	1,038	11	12.5
2008	Mike Thomas	74	825	4	11.1
2009	Terrell Turner	48	458	4	9.5

2010	Juron Criner	82	1233	11	15.0
2011	Juron Criner	75	956	11	12.7

PASSING

Individual Passing

Most Pass Attempts

Game: 61, Willie Tuitama at California, 9-22-07 (42 comp.); 57, Nick Foles vs. Oregon, 9-24-11 (34 comp.); 56, Marc Reed vs. Oregon St., 11-5-66 (25 comp.)

Season: 560, Nick Foles, 2011; 524, Willie Tuitama, 2007

Career: 1,396, Nick Foles, 2009-11; 1,276, Willie Tuitama, 2005-08; 1,069, Tom Tunnicliffe, 1980-83

Most Pass Completions

Game: 42, Willie Tuitama, at California, 9-22-07, 61 att.; 41, Nick Foles, vs. USC, 10-1-11, 53 att.

Season: 387, Foles-11 (12G, 560 att); 327

Career: 933, Nick Foles, 2009-11; 786, Willie Tuitama, 2005-08

Career Per Game: 26.7, Nick Foles (933 in 35G); 19.7, Willie Tuitama (786 in 40)

Highest Completion Percentage, Game

10 PC: 91.7, Tom Tunnicliffe, vs. UTEP, 10-31-81 (11-12)

15 PC: 81.8, Matt Scott, vs. UW, 10-23-10 (18-22)

20 PC: 78.0, Tom Tunnicliffe, vs. Pacific, 10-23-82 (21-27)

30 PC: 86.5, Nick Foles, vs. Toledo, 9-3-10 (32-37)

40 PC: 78.4, Nick Foles, vs. Stanford, 10-17-09 (40-51)

Highest Completion Percentage, Season

100 PA: 68.5, K.Smith, 1998 (113-165-7, 1,732 yds-13 TD.)

200 PA: 69.1, Nick Foles, 2011 (560-387-14, 4334, 28 TD); 67.1, Nick Foles, 2010 (426-286-10, 3191, 19 TD); 64.9, W. Tuitama, 2008 (399-259-8, 3,088-23 TD)

100 PC: 69.1, Nick Foles, 2011 (387-560, 4,334 yds); 68.5, Keith Smith, 1998 (113-165, 1,732 yds.)

Highest Completion Percentage, Career

66.8, Nick Foles, 2009-11 (1396-933)

61.6, Willie Tuitama, 2005-08 (1276-786)

59.8, Keith Smith, 1996-99 (434-726)

Most Passes Had Intercepted

Game: 6, John Kelly, vs. Michigan St., 11-8-49; 6, Bruce Lee, vs. Auburn (Sun Bowl), 12-28-68

Season: 18, Ed McCauley, 1950 (att. 138)

Season % of Att: 19.4, Ted Bland, 1935 (14 of 72)

Career: 56, Tom Tunnicliffe, 1980-83

Fewest Passes Had Intercepted (Pct. of Attempts)

Season: 1.39, Bruce Hill, 1975 (3 in 215)

Career: 2.36, Nick Foles, 2009-11 (33 in 1396); 2.42, Willie Tuitama, 2005-08 (31 in 1276)

Most Attempts Without Interceptions

Game: 51, Nick Foles, vs. Stanford-09, vs. OkSt-11, vs. ASU-11; 48, Nick Foles, vs. USC, 11-13-10

Consecutive: 208, Nick Foles (2010-USC 2011); 128, Bruce Hill, 1975 (Wyo through BYU); 128, Keith Smith, 1996 (WSU through most of ASU)

Most Yards Gained

Game: 510, Willie Tuitama, at Washington, 10-27-07

Season: 4,334, Nick Foles, 2011, 12 games

Season Per Game: 361.2, Nick Foles, 2011 (4,334 in 12)

Career: 10,011, Nick Foles, 2009-2011 (933-1396-33-67); 9211, Willie Tuitama, 2005-08

2012 Arizona Football Media Guide

Career Per Game: 286.0, Nick Foles, 2009-11 (10011-35G); 230.2, Willie Tuitama, 2005-08 (9,211 in 40)

Yards Gained Per Attempt

Game: 35.3, Eddie Wilson vs. Colorado St., 9-23-61 (6-212)
 Min. 10: 20.6, Bill Brechler vs. Idaho, 11-9-63 (11 for 227)
 Min. 20: 15.3, Tom Tunnicliffe vs. UOP, 10-23-82 (28-427)
 Min. 30: 11.9, Bruce Hill vs. UNM, 10-25-75 (34-406); 11.9, Keith Smith vs. California, 11-2-96 (35-418)
 Min. 40: 10.9, Jason Johnson at Cal, 11-16-02 (45-492)
 Season: 10.5, Keith Smith, 1998 (165 for 1,732)
 Season (200 att.): 8.3, Keith Smith, 1999 (228-1,903)
 Season (300 att.): 8.1, Jason Johnson, 2002 (410-3,327)
 Career: 8.3, Marc Lunsford, 1974-77 (332-2,756)
 Career (500 att.): 8.2, Keith Smith, 1996-99 (726-5,972)
 Career (1000 att.): 7.2, W. Tuitama, 2005-08 (1,276-9,211)

Most Yards Gained Per Completions

Game (5 PC): 42.4, Eddie Wilson, vs. Colo St., 9-23-61 (5-212)
 Game (10 PC): 26.2, Brian Linstrom, vs. BYU, 10-10-70 (10-262)
 Game (20 PC): 16.2, Willie Tuitama, vs. UCLA, 11-3-07 (21-341)
 Season (50 PC): 18.34, Marc Lunsford, 1976 (70-1,284)
 Season (100 PC): 17.13, Bruce Hill, 1975 (102-1,747)
 Career: 18.13, Marc Lunsford, 1974-77 (152-2,756)
 Career (200 PC): 15.01, Bruce Hill, 1973-75 (339-5,090)
 Career (500 PC): 11.7, Willie Tuitama, 2005-08 (786-9,211)

Most Touchdown Passes

Game: 6, Tom Tunnicliffe, vs. Pacific, 10-23-82; 5, Willie Tuitama, vs. NAU/Washington, 2007; 5, Keith Smith at California 1996; 5, Nick Foles vs. NAU 2011
 Season: 28, Nick Foles, 2011; 28, Willie Tuitama, 2007; 20, Marc Reed, 1966
 Career: 67, Willie Tuitama, 2005-08, Nick Foles, 2009-11; 46, Tom Tunnicliffe, 1980-83 (4 seasons); 45, Bruce Hill, 1973-75 (3 seasons) (Active: Foles: 39)

Passing Efficiency Rating

Game: (25 PA): 273.8, Tom Tunnicliffe, vs. UOP, 10-23-82 (28 att., 21 comp., 0 int., 428 yds., 6 TD)
 Game (<25 PA): 274.22, W. Tuitama, at Oregon, 11-18-06 (9 att, 8 comp, 0 int., 120 yds., 2 TD)
 Season (100 PA): 174.17, Keith Smith, 1998 (113-165, 1,732)
 Season (150 PA): 174.17, Keith Smith, 1998 (113-165, 1,732)
 Career (300 PA): 140.52, Keith Smith, 1996-99 (726 att.)
 Career (500 PA): 140.52, Keith Smith, 1996-99 (726 att.)
 Career (1000 PA): 138.18, Nick Foles, 2009-11 (1,396 att); 134.70, Willie Tuitama, 2005-08 (1275 att.)

Consecutive Games Throwing Touchdown Pass

17, Nick Foles (OSU, 2010-all 12G in 2011)
 11, Marc Reed (Iowa, 1966-Wyoming, 1967)
 10, Willie Tuitama (Stanford '97-UW '08)

Passing Yards Gained by Opposing Players

Game: 921- Keith Smith, Ariz. (418) and Pat Barnes, Cal (503), 11-2-96; 893 - Nick Foles (425), Matt Barkley, USC (468), 10-1-11; 838 - Nick Foles (415), Andrew Luck, Stanford (423), 10-17-09

Team Passing

Top 12 Team Single-Game Team Passing		
		(PA-PC-Int-TD)
510	at Washington, 2007	(51-38-1-5)
492	at California, 2002	(45-31-1-4)
448	at Oregon, 2010	(54-29-1-3)
446	New Mexico, 2007	(53-30-2-3)
443	at Washington, 2002	(41-29-1-3)
440	Oregon State, 2010	(46-35-1-3)
427	Pacific, 1982	(31-21-0-6)
425	USC, 2011	(53-41-2-4)
418	at California, 1996	(35-25-0-5)
417	NAU, 2011	(42-34-0-5)
416	Utah, 2002	(35-24-1-2)
415	Stanford, 2009	(51-40-0-3)

Top 10 Average Passing Yards, Season

370.7	2011 (4th nationally)
308.5	2007 (10th nationally)
307.7	2010 (9th nationally)
289.8	2002
255.1	1966 (3rd nationally)
253.1	1999
250.3	2001
244.0	2008
243.7	1983
238.6	2009
231.5	1998

Team Passing Highs and Lows, Game Passes Attempted

Most: 62, at California, 2007 (42 comp.)
 Fewest: 1, vs. Oregon, 1978 (comp. 0); 1, vs. Oregon, 1993 (comp. 0)
 Both Teams, Most: 104, at OklaSt, 2011 (UA 51, OSU 53)
 Both Teams, Fewest: 10 vs. Pomona, 1930 (Ariz. 6, Pom. 4)

Passes Completed

Most: 42, at California, 2007 (att. 62); 41, vs. USC, 2011 (att. 53); 40, vs. Stanford, 2009 (att. 52)
 Fewest: 0, vs. Oregon, 1978 (att. 1); 0, vs. Oregon, 1993 (att. 1); 0, vs. New Mexico St., 1934 (att.11)
 Both Teams, Most: 79 at OkSt, 2011 (UA 37, OSU 42); 73 vs. USC, 2011 (UA 41, USC 32)
 Both Teams, Fewest: 3, vs. NMSU, 1934 (Ariz. 0, NMSU 3; 3, vs. Loyola, 1932 (Ariz. 3, Loyola 0); 3, Oklahoma St., 1932 (Ariz. 3, Oklahoma St. 0); 3, Colorado St., 1930 (Ariz. 2, Colorado St. 1); 3, at Texas Tech, 1935 (Ariz. 2, Texas Tech 1)

Completion Percentage

(10 PA): .800, vs. Arizona St., 1948 (8 of 10)
 (10 PC): .818, vs. Washington 2010 (18 of 22)
 .809, vs. Washington, 2008 (17 of 21)
 (20 PA): .818 vs. Washington 2010 (18 of 22)
 .809, vs. Washington, 2008 (17 of 21)
 (25 PA): .741 at WSU 2010 (20 of 27)
 (30 PA): .841 at Toledo 2010 (37 of 44)
 .809 vs. NAU 2011 (34 of 42)
 Both Teams Highest: .793 vs USC '11 (73 of 92)
 Lowest (10 PA): .000, vs. New Mexico St., 1934 (0 of 11)

Yards Gained Passing

Most: 510, at Washington, 2007
 Pac-10 Game: 510, at California, 2007

Fewest: 0, at Oregon, 1978; 0, vs. Oregon, 1993
 Both Teams, Most: 921, vs. California, 1996 (Ariz. 418, California 503); 893 vs. USC 2011 (UA 425, USC 468)
 Both Teams, Fewest: 20, vs. Colorado St., 1930 (Ariz. 17, Colorado St. 3)

Touchdown Passes

Most: 6 vs. Pacific, 1982
 Both Teams, Most: 13 vs. California, 1996 (Ariz. 5, California 8)

Most Passes Had Intercepted

Most: 8, vs. Auburn (Sun Bowl), 1968; 8, vs. Hardin-Simmons, 1946
 Both Teams: 11, Auburn 1968 (Ariz. 8, Auburn 3)

Percent Passes Had Intercepted

.417, at Minnesota, 1939 (5 of 12)

Most Attempts Without Interception

57, vs. Oregon, 2011 (34 of 57)
 52, vs. Stanford, 2009 (40 of 52)
 51, at OklaState, 2011 (37 of 51); at ASU 2011 (33 of 43)

Yards Gained Per Attempt

Most: 30.3, vs. Colorado St., 1961 (7-for-212)
 Most (Min. 20): 15.2 at Oregon St., 2005 (22-for-335)
 Fewest (Min. 10): .33, vs. Kansas, 1949 (15-for-5)

Yards Gained Per Completion

Most: 42.4, vs. Colorado St., 1961 (5 for 212)
 Most (Min. 9): 32.7, vs. Texas Tech, 1977 (9 for 294)
 Most (Min. 15): 23.9, vs. Wyoming, 1976 (15 for 358)
 Fewest (Min. 10): 5.4, vs. West Texas St., 1956 (10 for 54)

Most Yards Allowed Interception Returns

165, vs. Oklahoma St., 1941 (7 returns)

Average Gain Allowed Per Interception Return

64.5, by Utah, 1972 (2 for 129)

Intercepted Passes Returned for Touchdown

3, by Michigan St., 1949

Team Passing Highs and Lows, Season

Passes Attempted Per Game
 Most: 48.1, 2011 (577 in 12)
 Total: 577, 2011 (12 games)
 Fewest: 11.2, 1937 (112 in 10)

Passes Completed Per Game

Most: 33.2, 2011 (398 in 12)
 Total: 398, 2011 (12 G)
 Fewest: 4.0, 1935 (36 in 9)

Completion Percentage

Highest: .690, 2011 (398 of 577)
 .681, 2010 (357 of 524)
 .646, 2008 (266 of 412)
 .625, 2007 (332 of 531)
 Lowest: .295, 1935 (36 of 122)

Yards Gained Per Game

Most: 370.8, 2011 (4449 in 12)
 Total Yds: 4449, 2011 (12 G)
 Fewest: 61.7, 1939 (617 in 10)

Touchdown Passes Per Game

Highest: 2.5, 1997 (27 in 11)
 Most total: 29, 2011 (in 12)
 Fewest: .2, 1965 (2 in 10)

2012 Arizona Football Media Guide

Passes Had Intercepted Per Game

Most: 2.66, 1940 (24 in 9)
 Total: 26, 1949 (10 G)
 Fewest: .27, 1975 (3 in 11)

Percentage Passes Had Intercepted

Highest: 15.2, 1939 (22 of 145)
 Lowest: 1.3, 1975 (3 of 236)
 1.9, 2008 (8 in 412)

Consecutive Games TD Pass Thrown

Season: 12, 2011
 Overall: 17, 2010-2011

Games Exceeding 250 Yards

Season: 12, 2011 (all 300); 9, 2010; 8, 2007
 Consecutive: 16, Stan 2010-all of 2011

Average Gain Per Attempt

Most: 9.0, 1998 (309-for-2,778)
 Fewest: 4.06, 1949 (198-for-805)

Average Gain Per Completion

Most: 17.71, 1977 (98-for-1736)
 Fewest: 9.72, 2009 (301-for-2,927)
 9.94, 1957 (155-for-1540)

Yards Allowed Interception Returns Per Game

Fewest: 1.1, 1975 (12 in 11)
 Most: 45.4, 1949 (454 in 10)

Average Per Interception Return Allowed

Fewest: 3.0, 1994 (7-for-21)
 Most: 19.1, 1991 (17-for-324)

Touchdowns On Passes Had Intercepted

3, 1949, 1982, 2001, 2003, 2006

Individual Passing Leaders

Passing Yards, Career

Yards	Player	Att.-Cmp.-Int.-TD	Years
10,011	Nick Foles	1,396-933-33-67	2009-11
9,211	Willie Tuitama	1,276-786-31-67	2005-08
7,618	Tom Tunnicliffe	1,069-574-56-46	1980-83
6,016	Alfred Jenkins	879-456-38-30	1983-86
5,972	Keith Smith	726-434-27-42	1996-99
5,749	Jason Johnson	719-413-26-35	1999-02
5,723	Dan White	850-446-27-43	1993-95
5,424	Ortege Jenkins	717-488-27-42	1997-00
5,090	Bruce Hill	680-339-28-45	1973-75
3,305	Jim Krohn	513-260-36-24	1976-79
3,268	Bill Demory	481-220-24-20	1970-72
3,127	Marc Reed	504-247-30-24	1966-67
3,111	George Malauulu	584-241-19-10	1989-92
2,988	Ralph Hunsaker	517-276-0-16	1955-61

Career Touchdown Passes

Name	Passes	Years
Nick Foles	67	2009-11
Willie Tuitama	67	2005-08
Tom Tunnicliffe	46	1980-83
Bruce Hill	45	1973-75
Dan White	43	1993-95
Keith Smith	42	1996-99
Ortege Jenkins	42	1997-00
Jason Johnson	35	1999-02
Alfred Jenkins	30	1983-86
Jim Krohn	24	1976-79
Bill Demory	20	1970-72

Passing Yards, Season

Yards	Player	Att.	Comp.	Year
4,334	Nick Foles	560	387	2011
3,683	Willie Tuitama	524	327	2007

3,327	Jason Johnson	410	239	2002
3,191	Nick Foles	426	286	2010
3,088	Willie Tuitama	399	259	2008
2,520	Tom Tunnicliffe	328	176	1982
2,474	Tom Tunnicliffe	351	185	1983
2,486	Nick Foles	410	260	2009
2,368	Marc Reed	365	193	1966
2,347	Jason Johnson	298	169	2001
2,202	Alfred Jenkins	312	156	1984
2,181	Dan White	296	169	1994
1,903	Keith Smith	228	131	1999
1,855	Dan White	297	150	1995

Passing Efficiency, Season (Min. 90 attempts)

Rating	Player	Att.	Year
174.2	Keith Smith	165	1998
157.1	Marc Lunsford	132	1976
150.9	Matt Scott	93	2010
145.6	Nick Foles	560	2011
144.9	Willie Tuitama	399	2008
144.7	Ortege Jenkins	131	1999
140.7	Eddie Wilson	116	1960
140.9	Nick Foles	426	2010
140.5	Bruce Hill	215	1975
136.9	Willie Tuitama	142	2005
136.3	Keith Smith	193	1996
135.2	Jason Johnson	298	2001
135.0	Keith Smith	228	1999
134.50	Willie Tuitama	524	2007
134.1	Eddie Wilson	154	1961

Pass Attempts, Season

Attempts	Player	Year
560	Nick Foles	2011
524	Willie Tuitama	2007
426	Nick Foles	2010
410	Nick Foles	2009
410	Jason Johnson	2002
399	Willie Tuitama	2008
365	Marc Reed	1966
351	Tom Tunnicliffe	1983
328	Tom Tunnicliffe	1982
312	Alfred Jenkins	1984
298	Jason Johnson	2001
297	Dan White	1995

Pass Completions, Season

Comp.	Player	Year
387	Nick Foles	2011
327	Willie Tuitama	2007
286	Nick Foles	2010
260	Nick Foles	2009
259	Willie Tuitama	2008
239	Jason Johnson	2002
193	Marc Reed	1966
185	Tom Tunnicliffe	1983
176	Tom Tunnicliffe	1982
169	Jason Johnson	2001
169	Dan White	1994
156	Alfred Jenkins	1984
150	Alfred Jenkins	1985
150	Dan White	1995

Touchdown Passes, Season

TD	Player	Year
28	Nick Foles	2011
28	Willie Tuitama	2007
23	Willie Tuitama	2008
20	Nick Foles	2010
20	Marc Reed	1966
19	Nick Foles	2009
19	Jason Johnson	2001
19	Ortege Jenkins	1997
18	Tom Tunnicliffe	1982

18	Bruce Hill	1974
16	Jason Johnson	2002
15	Dan White	1995
14	Dan White	1994
13	Bill Demory	1972
13	Keith Smith	1998
12	Marc Lunsford	1976

Pass Completion Percentage, Season (Min. 100 att.)

Pct.	Player	Att.	Cmp.	Year
69.10	Nick Foles	560	387	2011
68.50	Keith Smith	165	113	1998
67.13	Nick Foles	426	286	2010
64.91	Willie Tuitama	399	259	2008
63.41	Nick Foles	260	410	2009
60.24	Willie Tuitama	524	327	2007
60.60	Keith Smith	193	117	1996
60.30	Ortege Jenkins	133	79	1999
58.30	Jason Johnson	410	239	2002
58.00	Jim Mason	100	58	1957
57.75	Willie Tuitama	142	82	2005
57.46	Keith Smith	228	131	1999

Passes Had Intercepted, Season

Int.	Player	Att.	Year
18	Bruce McCauley	138	1950
17	Alfred Jenkins	312	1984
17	Tom Tunnicliffe	217	1981
16	Tom Tunnicliffe	351	1983
16	Bruce Hill	249	1974
16	Marc Reed	365	1966
16	John Kelly	113	1949
15	Kris Heavner	237	2003
14	6 times, last Nick Foles	560	2011

Passing Yards, Single Game (Att.-Cmp.-Int.-TD)

Yards	Player	Opponent-Year
510	Willie Tuitama (51-38-1-5)	at Wash. 2007
492	Jason Johnson (45-31-1-4)	at California 2002
448	Nick Foles (54-29-1-3)	at Oregon 2010
446	Willie Tuitama (53-30-1-3)	New Mexico 2007
443	Jason Johnson (41-29-1-3)	at Wash. 2002
440	Nick Foles (46-35-1-3)	Oregon State 2010
427	Tom Tunnicliffe (28-21-0-6)	Pacific 1982
425	Nick Foles (53-41-2-4)	USC 2011
418	Keith Smith (35-25-0-5)	at California 1996
417	Nick Foles (42-34-0-5)	NAU 2011
416	Jason Johnson (35-24-1-2)	Utah 2002
416	Nick Foles (51-40-0-3)	Stanford 2009
406	Bruce Hill (34-21-0-3)	New Mexico 1975
381	Jason Johnson (36-20-0-3)	NAU 2002

Longest Passing Plays

99	Jason Johnson to Brandon Marshall	Idaho 2001
94	Bobby Watters to Al. Washington	UNM 1987
92	Nic Costa to Andrae Thurman	UCLA 2002
92	Tom Tunnicliffe to Brian Holland	Arizona St. 1982
92	Bill Demory to Charlie McKee	at BYU 1971
89	Dan White to Richard Dice	Pacific 1995
85	Nick Foles to Juron Criner	at Oregon 2010
85	G. Malauulu to David Lockhart	Stanford 1991
84	Bill Brechler to Floyd Hudlow	Idaho 1963
82	Bill Demory to Charlie McKee	Oregon St. 1971
82	Bill Demory to Charlie McKee	New Mexico 1971
80	Keith Smith to D. Northcutt	at Arizona St. 1999
80	Bruce Hill to Theopolis Bell	New Mexico 1975
80	Ferrill Capps to Bill Lovin	New Mexico St. 1941
Non-Scoring: 74, Ortege Jenkins to Trung Canidate, vs. UCLA, 1998; By Opponent: 91, Steve Stenstrom to Brian Manning (TD), Stanford, 1993		

2012 Arizona Football Media Guide

Annual Passing Leaders Since 1958

Year	Player	Att	Cmp.	Int.	Yards	TD	Pct.
1958	Ralph Hunsaker	191	106	13	1,129	5	55.5
1959	Eddie Wilson	76	31	6	476	4	40.7
1960	Eddie Wilson	116	62	7	1,020	9	53.4
1961	Eddie Wilson	154	79	7	1,294	10	51.3
1962	Eddie Bricker	45	18	3	313	3	40.0
1963	Bill Brechler	82	34	3	550	7	41.5
1964	Lou White	67	25	9	419	2	37.3
1965	Phil Albert	123	58	6	559	2	47.2
1966	Mark Reed	365	193	16	2,368	20	52.9
1967	Bruce Lee	137	57	8	635	5	41.6
1968	Mark Driscoll	152	62	8	927	5	40.8
1969	Brian Linstrom	258	119	10	1,598	11	46.1
1970	Brian Linstrom	141	59	8	884	5	42.0
1971	Bill Demory	199	91	11	1,384	10	45.7
1972	Bill Demory	174	76	8	1,175	13	43.6
1973	Bruce Hill	216	104	9	1,529	9	48.1
1974	Bruce Hill	249	133	16	1,814	18	53.4
1975	Bruce Hill	215	102	3	1,747	18	47.4
1976	Marc Lunsford	132	70	5	1,284	12	53.0
1977	Marc Lunsford	166	71	10	1,344	6	42.8
1978	Jim Krohn	151	79	8	996	9	52.3
1979	Jim Krohn	175	93	14	1,094	7	53.1
1980	Tom Tunnicliffe	173	96	9	1,204	8	55.5
1981	Tom Tunnicliffe	217	117	17	1,420	9	53.9
1982	Tom Tunnicliffe	328	176	14	2,520	18	53.7
1983	Tom Tunnicliffe	351	185	16	2,474	11	52.7
1984	Alfred Jenkins	312	156	17	2,202	11	50.0
1985	Alfred Jenkins	278	150	10	1,767	7	54.0
1986	Alfred Jenkins	232	118	9	1,573	10	50.9
1987	Ron Veal	153	75	9	1,239	4	49.0
1988	Ron Veal	105	40	3	669	4	38.1
1989	Ron Veal	117	46	5	517	2	39.3
1990	George Malauulu	101	46	5	726	1	45.5
1991	George Malauulu	99	52	5	674	5	52.5
1992	George Malauulu	198	97	7	1,210	6	49.0
1993	Dan White	207	103	7	1,410	11	49.8
1994	Dan White	296	169	7	2,181	14	57.1
1995	Dan White	297	150	10	1,855	15	50.5
1996	Keith Smith	193	117	6	1,450	11	60.6
1997	Ortege Jenkins	235	115	5	1,669	19	48.9
1998	Keith Smith	165	113	7	1,732	13	68.5
1999	Keith Smith	228	131	8	1,903	10	57.5
2000	Ortege Jenkins	261	123	12	1,647	9	47.1
2001	Jason Johnson	298	169	13	2,347	19	56.7
2002	Jason Johnson	410	239	13	3,327	16	58.3
2003	Kris Heavner	237	121	15	1,501	8	51.1
2004	R. Kovalcheck	168	80	7	950	6	47.6
2005	R. Kovalcheck	220	125	11	1,351	10	56.8
2006	Willie Tuitama	211	118	6	1,335	7	55.9
2007	Willie Tuitama	524	327	11	3,683	28	62.4
2008	Willie Tuitama	499	259	8	3,088	23	64.9
2009	Nick Foles	410	260	9	2,486	19	63.4
2010	Nick Foles	426	286	10	3,191	20	67.1
2011	Nick Foles	560	387	14	4,334	28	69.1

TOTAL OFFENSE

Individual

Most Plays

Game: 67, Willie Tuitama at California 2007 (61P/6R); 63, Nick Foles vs. Oregon 2011 (57P/6R); 60, Marc Reed, vs. Oregon St. 1966 (56P/4R)
 Season: 603, Nick Foles, 2011 (560P/43R)
 Career: 1,503, Nick Foles 2009-11 (1,396P, 106R, 1Rec); 1,448, Willie Tuitama, 2005-08, (1,276 P/ 172 R)

Most Yards Gained

Game: 517, Willie Tuitama at UW, 10-27-07 (510P/7R)
 Season: 4,231, Nick Foles 2011 (4334P/-103R)
 Career: 9,712, Nick Foles, 2009-11 (10011P/-290R/-9Rec); 8,727, Willie Tuitama, 2005-08 (9,211 P/-484 R)
 Career Per Game: 277.5, Nick Foles, 2009-11 (35G); 218.2, Willie Tuitama, 2005-08 (40 G)

Highest Average Gain Per Play, Game

Min. 15 plays: 16.0, Trung Canidate, 11-27-98, vs. ASU (18-288); 14.4, Bill Brechler, vs. Idaho, 11-9-63 (19-274)
 Min. 25 plays: 14.0, Tom Tunnicliffe, vs. Pacific, 10-23-82 (30-420)
 Min. 40 plays: 11.1, Keith Smith, at California 11-2-96 (45-502)
 Min. 50 plays: 9.2, Willie Tuitama at Washington, 10-27-07 (56-517)

Highest Average Gain Per Play, Season

Min. 1000 yds: 7.61, Eddie Wilson, 1961 (181-1377)
 Min. 2000 yds: 7.36, Keith Smith, 1999 (279-2054)
 Min. 3000 yds: 7.0, Nick Foles, 2011 (603-4231)

Highest Average Gain Per Play, Career

Min. 2000 yds: 6.90, Keith Smith, 1996-99 (1021-7049)
 Min. 3000 yds: 6.53, Art Luppino, 1953-56 (516-3371)
 Min. 4000 yds: 6.4, Jason Johnson, 1999-02 (832-5285)
 Min. 5000 yds: 6.5, Nick Foles, 2009-11 (1503-9712)

Most TDs Responsible For

(TDs scored and passed for)

Game: 7, Keith Smith, vs. California, 11-2-96 (5P, 2R)
 Season: 31, Willie Tuitama, 2007 (28 passing, 3 rush); 28, Nick Foles, 2011 (28 passing); 25, Willie Tuitama, 2008 (23 passing, 2 rush); 24, Art Luppino, 1954 (running); 24, Marc Reed, 1966 (20 passing, 4 rush)

Points Responsible For (scored and passed for)

Game: 42, Keith Smith, vs. California, 11-296 (5P, 2R)
 Season: 188, Willie Tuitama, 2007 (3 TD, 28 TD pass, 2-pt PAT pass); 176, Nick Foles, 2011 (28TD pass, 4 2-pt PAT pass); 166, Art Luppino, 1954 (24 TD and 22 PAT)
 Career: 436, Willie Tuitama, 2005-08 (67 TD pass, 5 TD rush, two 2-pt PAT)

Yards Gained by Opposing Players

Game: 1,030, Keith Smith, Arizona (502) & Pat Barnes, California (528), Nov. 2, 1996

Team Total Offense Highs and Lows, Game Plays, Rushing and Passing

Most: 98, at Utah, 1974 (62R, 36P); 98, at Oregon, 2008 (52R, 46P)
 Fewest: 34, at Loyola, 1935 (24R, 12P)
 Both Teams, Most: 180, at ASU, 1973 (Ariz. 83, ASU 97)
 Both Teams, Fewest: 84, vs. Wyo., 1936 (Ariz. 45, Wyo 39)

Yards Gained

Most: 691, vs. New Mexico, 1969 (328R, 363P)
 Pac-10 Game: 595, vs. California, 1996 (177R, 418P)
 Fewest: 15, at Loyola, 1935 (-4R,19P)
 Pac-10 Game: 93, at Oregon St., 2002 (116 P, -23 R)
 Both Teams, Most: 1,254, vs. California, 1996 (Ariz. 595, California 659)
 Both Teams, Fewest: 175, at Texas Tech, 1935 (Ariz. 65, Texas Tech 110)

Average Gain Per Play

Highest: 13.3, at UTEP, 1952 (45 for 599)
 Lowest: .42, at Loyola, 1935 (36 for 15)

Touchdowns By Rushing and Passing

9, vs. Idaho, 2008; 9, vs. UTEP, 1976; 9, San Diego St., 1956; 9, New Mexico St., 1951

Team Total Offense Highs and Lows, Season Plays Per Game

Most: 79.6, 1974 (876 in 11)
 Total: 959, 2010 (13 games)
 916, 2008 (13 games)
 914, 2009 (13 games)
 Fewest: 54.0, 1959 (540 in 10)
 Lowest: 493, 1938 (9 games)

Yards Gained Per Game

Most: 471.9, 1999 (5663 in 12)
 Fewest: 182.8, 1965 (1828 in 10)

Average Gain Per Play

Most: 6.5, 1999 (874 for 5,663)
 Fewest: 2.74, 1965 (629 for 1,828)

Touchdowns Rushing and Passing Per Game

Most: 5.2, 1954 (52 in 10)
 Fewest: 0.6, 1965 (6 in 10)

Games Exceeding 500 Yds.

6, 1999

Total Offense Leaders

Total Offense, Career

Yards	Player	Att.	Years
9,712	Nick Foles	1,503	2009-11
8,727	Willie Tuitama	1,448	2005-08
7,336	Tom Tunnicliffe	1,253	1980-83
7,049	Keith Smith	1,021	1996-99
6,307	Alfred Jenkins	1,136	1983-86
6,054	Bruce Hill	1,067	1973-75
5,577	Ortege Jenkins	1,111	1997-00
5,490	Nick Foles	899	2009-11
5,312	Dan White	992	1993-95
5,285	Jason Johnson	832	1999-02
4,307	Jim Krohn	893	1976-79

Total Offense, Season

Yards	Player	Plays	Year
4,231	Nick Foles	603	2011
3,520	Willie Tuitama	578	2007
3,078	Nick Foles	461	2010
2,968	Willie Tuitama	448	2008
2,954	Jason Johnson	470	2002
2,464	Tom Tunnicliffe	396	1983
2,441	Tom Tunnicliffe	330	1982
2,412	Nick Foles	438	2009
2,294	Marc Reed	419	1966
2,256	Jason Johnson	340	2001
2,172	Alfred Jenkins	399	1984
2,118	Bruce Hill	384	1974

Total Offense, Single Game (Plays)

Yards	Player	Opponent	Year
517	Willie Tuitama (57)	at Washington	2007
502	Keith Smith (55)	at California	1996
451	Bruce Hill (44)	New Mexico	1975
446	Nick Foles (51)	Oregon State	2010
445	Nick Foles (57)	at Oregon	2010
444	Jason Johnson (52)	at California	2002
425	Willie Tuitama (54)	vs. New Mexico	2007
420	Nick Foles (52)	vs. Stanford	2009
420	Tom Tunnicliffe (30)	Pacific	1982
419	Nick Foles (55)	vs. USC	2011
411	Jason Johnson (47)	at Washington	2002
410	Nick Foles (44)	vs. NAU	2011

Top Single-Game Team Total Offense Totals

691	New Mexico, 1969 (91)
610	Pacific, 1982 (78)
607	Arizona St., 1998 (72)
606	South Dakota St., 1956 (76)
599	at UTEP, 1952 (45)
595	at California, 1996 (82)
588	at UCLA, 1999 (80)
583	at UCLA, 2010 (88)
574	Stanford, 2001 (74)
573	UCLA, 2011 (90)
574	at UTEP, 1973 (73)
567	Washington St., 2007 (76)

2012 Arizona Football Media Guide

Top Season Per Game Total Offense

(top 20 national)

471.9	1999 (3)
465.2	2011 (17)
444.9	1998 (18)
439.4	2010
424.2	1975
412.3	1973
402.4	2008
402.4	1997
402.0	1954 (3)
392.4	2001
385.2	2007
384.7	1983

ALL-PURPOSE YARDAGE

Individual

Most Plays

Game: 39, David Adams, at Oregon, 9-20-86 (31 rush/6rec./2 kick ret.) ; 39, Nic Grigsby, vs. Washington St., 9-29-07 (30 rush, 9 rec)

Season: 291, Ontiwaun Carter, 1994, (268 rush, 23 receptions)

Career: 855, Ontiwaun Carter, 1991-94

Yards Gained

Game: 359, Art Luppino, vs. New Mexico St., 9-18-54
Season: 2,249, Dennis Northcutt, 1999 (1422 rec./436 punt ret./191 kick ret./200 rush.)

Career: 5,392, Dennis Northcutt, 1996-99; 4,981, Mike Thomas, 2005-08

Career Per Game: 140.5, Bobby Lee Thompson, 1960-61 (2,810 in 20 games)

Average Gain Per Play

Game: 44.9, Art Luppino, vs. New Mexico St., 9-18-54 (8 for 359)

Season (Min. 100): 16.8, Dennis Northcutt, 1999 (134 for 2249)

Career: 15.6, Theopolis Bell, 1972-73 (317 for 4943)
Career <2000 yds: 21.9 Travis Cobb, 2009-10 (91-1992)

Total All-Purpose Yards, Career

Yards	Player	Plays	Years
5,392	Dennis Northcutt	368	1996-99
4,981	Mike Thomas	375	2005-08
4,963	Art Luppino	607	1953-56
4,943	Theopolis Bell	317	1972-75
4,785	Bobby Wade	340	1999-02
4,378	Trung Canidate	646	1996-99
4,343	Vance Johnson	645	1981-84
4,023	Ontiwaun Carter	855	1991-94
3,931	Syndric Steptoe	272	2003-06
3,830	Derek Hill	279	1985-88
3,795	Chuck Levy	510	1991-93
3,698	Eddie Wolgast	379	1945-48

Total All-Purpose Yards, Season

Yards	Player	Plays	Year
2,249	Dennis Northcutt	134	1999
2,193	Art Luppino	210	1954
1,949	Bobby Wade	127	2002
1,902	Art Luppino	239	1955
1,855	Trung Canidate	283	1999
1,826	Mike Thomas	119	2007
1,772	Derek Hill	111	1987
1,648	Mike Thomas	141	2008
1,647	Dennis Northcutt	121	1998
1,575	Bobby Thompson	140	1961
1,574	Theopolis Bell	101	1974

Total All-Purpose Yards, Single Game (Plays)

Yards	Player	Opponent	Year
359	Art Luppino (8)	New Mexico St.	1954
340	Derek Hill (15)	at Stanford	1987
338	Mike Thomas (16)	at Washington	2007
314	Dennis Northcutt (15)	at TCU	1999
313	Ken Cardella (34)	at Arizona St.	1953
311	Art Luppino (27)	Oregon	1955
289	Art Luppino (29)	Arizona St.	1954
288	Trung Canidate (18)	Arizona St.	1998
283	Jeremy McDaniel (14)	at California	1996
282	Leo Mills (32)	at Washington	2000

SCORING AND KICKING

Individual

Most Points Scored

Game: 32, Art Luppino, vs. New Mexico St., 1954

Season: 166, Art Luppino, 1954

Career: 360, Max Zendejas, 1982-85

Touchdowns Scored

Game: 5, Art Luppino, vs. New Mexico St., 1954

Season: 24, Art Luppino, 1954

Career: 48, Art Luppino, 1953-56

Most 2-Point Conversions Made

Game: 5, Art Luppino, 1953 (1-pt. Conversion Runs, before the 2-point rule)

Season: 5, Art Luppino, 1953 (1-pt. Conversion Runs, before the 2-point rule)

Career: 8, Eddie Wilson (passes), 1956-61

Field Goals Made

Game: 4, Alex Zendejas, vs. Cent. Mich., 9-5-09 (att. 5); 4, Alex Zendejas, at Washinton, 10-10-09 (att. 4); 4, Doug Pfaff, vs. Stanford, 9-2-89 (att. 4); 4, Max Zendejas, vs. Washington St., 9-14-85 (att. 4); 4, Max Zendejas, at LSU, 9-22-84 (att. 4); 4, Max Zendejas, at California, 10-1-83 (att. 5); 4, Charles Gorham, vs. Indiana, 9-22-73 (att. 4); 4, Steve Hurley, vs. UTEP, 10-5-68 (att. 4)

Season: 23 Steve McLaughlin, 1994 (att. 29)
Career: 79, Max Zendejas, 1982-85 (att. 107)

Most Field Goals — Season

Steve McLaughlin*	23 (29)	1994 (plus 2 bowl FG)
Max Zendejas*	22 (29)	1985 (plus 2 bowl FG)
Jason Bondzio	21 (26)	2007
Max Zendejas	21 (27)	1984
Gary Coston*	21 (24)	1986 (plus 2 bowl FG)

(At time, bowls not included in season stats)

Most Field Goals Attempted

Game: 5, four times, last Alex Zendejas, vs. CMU 2009 (made 4); Max Zendejas, at California 1983 (made 3)

Season: 29, Max Zendejas, 1985

Career: 107, Max Zendejas, 1982-85 (2-3 bowls; made 79)

Highest Field Goals Made Percentage

Game: 100.00, Alex Zendejas, at Wash., 10-10-09 (4 of 4); 100.00, Doug Pfaff, vs. Stanford, 9-2-89 (4 of 4); 100.00, Max Zendejas, at LSU, 9-22-84 (4 of 4); 100.00, Charlie Gorham, vs. Indiana, 9-22-73 (4 of 4); 100.00, Steve Hurley, vs. UTEP, 10-5-68 (4 of 4)

Season: .875, Jason Bondzio, 2008 (14 of 16); .800, Max Zendejas, 1983 (20 of 25)

Career: .833, Jason Bondzio, 2007-08 (35 of 42); .738, Max Zendejas, 1982-85 (79-107)

Most Consecutive Field Goals Made

11, Max Zendejas, 1984 (Fresno St. to Long Beach St.)

Most Consecutive Games Kicking Field Goal

Season: 11, Max Zendejas, 1983; 11, Jason Bondzio, 2007

Career: 18, Max Zendejas, 1982-84

Most Field Goals Made 50 Yards or More

Game: 2, Max Zendejas, vs. UCLA, 11-12-83 (51-53)

Season: 5, Max Zendejas, 1984 (53-50-54-50-52)

Career: 13, Max Zendejas, 1982-84

Most Games Kicking Three or More Field Goals

Season: 4, Lee Pistor, 1975; 4, Max Zendejas, 1984, 1985

Career: 12, Max Zendejas, 1982-85

Most Games Kicking Field Goal

Season: 11, Max Zendejas, 1983; 11, Jason Bondzio, 2007; 10 Alex Zendejas 2010

Career: 38, Max Zendejas, 1982-85

Longest Field Goal

Game: 57, Max Zendejas, at Arizona St., 11-23-85; 57, Lee Pistor, at Iowa, 9-24-77; 57, Jon Prasuhn, vs. Pacific, 9-2-95

Game, Opponent: 63, Clark Kremble, Colorado St., 11-15-1975

Arizona Stadium: 57, Jon Prasuhn, vs. Pacific, 9-21-95

PAT Kicks Made

Game: 9, Lee Pistor, vs. UTEP, 19-9-75 (att. 9); 9, Brett Weber, vs. Pacific, 11-15-80 (att. 9)

Season: 55, Jason Bondzio, 2008 (att. 55); 50, Mark McDonald, 1998 (att. 52)

Career: 123, Max Zendejas, 1982-85 (att. 125)

PAT Kicks Attempted

Game: 10, Joe Goff, vs. Arizona St., 9-28-46 (made 7)
Season: 55, Jason Bondzio, 2008 (made 55); 52, Mark McDonald, 1998 (made 50)

Career: 125, Max Zendejas, 1982-85 (made 123)

Highest Percentage PAT Kicks Made

Game: 100.00 Lee Pistor vs. UTEP, 1975 (9-9); 100.00 Brett Weber vs. UOP 1980 (9-9)

Season: 100.00 Jason Bondzio, 2008 (55-55); 100.00, Max Zendejas, 1983 (39-39); 100.00, Gary Coston, 1990 (32-32); 100.00, Mark McDonald, 1997 (31-31); 100.00, Bill Zivic, 1979 (28-28); 100.00, Steve McLaughlin, 1992/1994 (26-26); 100.00, Brett Weber, 1980 (26-26); 100.00, John Bonano, 2011 (24-24); 100.00, Nick Folk, 2006 (22-22)

Career: 99.1, Gary Coston 1986-90 (115-116); 98.9, Jason Bondzio 2007-08 (92-93); 98.4, Max Zendejas, 1982-85 (123-125)

Consecutive PAT Kicks Made

Season: 55, Jason Bondzio, 2008; 39, Max Zendejas, 1983

Career: 68, Max Zendejas, 1982-84 (Stan '82 thru USC '84; 67, Jason Bondzio, 2007-08 (Wash '07 through '08)

Most Points Scored by Kicking

Game: 15, Max Zendejas, at California, 10-1-83 (4 FGs, 3 XPs); A. Zendejas at UW 09 (4FG/3PAT)

Season: 100, Jason Bondzio, 2007 (21 FGs, 37 XPs); 99, Max Zendejas, 1983 (20 FGs, 39 XPs); 97, Jason Bondzio, 2008 (14 FG, 55 XPs)

Career: 360, Max Zendejas, 1982-85 (79 FG, 123 PAT)

2012 Arizona Football Media Guide

Longest Field Goals

Yards	Player	Opponent	Year
57	Jon Prasuhn	Pacific	1995
57	Lee Pistor	at Iowa	1977
57	Max Zendejas	at Arizona St.	1985
54	Max Zendejas	Colorado	1985
54	Max Zendejas	Washington	1983
54	Lee Pistor	Colorado St.	1976
54	Steve McLaughlin	California	1994
53	Nick Folk	Arizona St.	2004
53	Steve McLaughlin	Washington St.	1993
53	Steve McLaughlin	at Stanford	1994
53	Max Zendejas	Fresno St.	1984
53	Max Zendejas	UCLA	1983
52	9 times, last Nick Folk, Washington 2006		
Opponent: 63, Clark Kemble, at Colorado St., 1975			

Arizona Primary Kickers By Year (since 1960)

Year	Kicker	FG-A	Pct	PAT	.Pct
1960	Eddie Wilson	2-x	--	17-x	...
1961	Eddie Wilson	2-x	--	24-26	.923
1962	John Fouse	0-1	.000	3-4	.750
	Gary Kenley	0-0	--	4-5	.800
1963	Bill Brechler	0-2	.000	10-17	.588
1964	Tom Malloy	1-2	.500	14-17	.824
1965	Jan Komorowski	4-x	--	7-x	...
1966	Don Wilhelm	1-7	.143	13-16	.813
1967	Ken Sarnoski	3-10	.300	19-21	.905
1968	Steve Hurley	7-19	.368	17-22	.772
1969	Steve Hurley	8-14	.571	24-27	.889
1970	Al Mendoza	3-8	.375	13-15	.867
	Steve Hurley	4-6	.667	3-4	.750
1971	Mike DeSylvia	3-7	.429	18-22	.818
1972	Charlie Gorham	6-11	.545	26-28	.929
1973	Charlie Gorham	11-17	.647	31-36	.861
1974	Lee Pistor	7-12	.583	30-32	.938
1975	Lee Pistor	15-19	.789	35-38	.921
1976	Lee Pistor	13-21	.619	30-31	.968
1977	Lee Pistor	7-22	.318	25-29	.862
1978	Bill Zivic	8-19	.421	25-28	.893
1979	Bill Zivic	9-17	.529	28-28	1.000
	Brett Weber	1-2	.500	0-0	...
1980	Brett Weber	7-12	.583	26-26	1.000
1981	Brett Weber	11-20	.550	21-26	.808
	Bob Boris	1-4	.250	0-0	...
1982	Max Zendejas	14-23	.609	37-38	.974
1983	Max Zendejas	20-25	.800	39-39	1.000
1984	Max Zendejas	21-27	.778	23-24	.958
1985	Max Zendejas	22-29	.759	23-23	1.000
1986	Gary Coston	21-24	.875	34-34	1.000
	Jeff Valder	3-4	.750	0-0	...
1987	Gary Coston	15-23	.652	28-29	.966
1988	Doug Pfaff	12-17	.706	22-22	1.000
	Gary Coston	1-3	.333	9-9	1.000
1989	Doug Pfaff	14-19	.737	20-20	1.000
	Gary Coston	0-0	---	7-7	1.000
1990	Gary Coston	9-13	.692	32-32	1.000
1991	S. McLaughlin	3-6	.500	29-32	.906
1992	S. McLaughlin	11-20	.550	26-26	1.000
1993	S. McLaughlin	13-20	.650	27-29	.931
	Jon Prasuhn	1-2	.500	2-2	1.000
1994	S. McLaughlin	23-29	.793	26-26	1.000
1995	Jon Prasuhn	9-14	.643	22-25	.880
1996	Matt Peyton	12-21	.571	38-38	1.000
1997	Mark McDonald	5-8	.625	31-31	1.000
	T.J. Rodriguez	2-4	.500	5-7	.714
1998	Mark McDonald	8-17	.471	50-52	.962
	Michael Johnson	0-1	.000	0-0	...
1999	Sean Keel	5-8	.625	12-13	.923
	Mark McDonald	1-10	.100	21-25	.840
	Chris Palic	0-1	.000	2-2	1.000
2000	Sean Keel	13-17	.765	25-26	.962
2001	Sean Keel	9-14	.643	37-40	.925
2002	Bobby Gill	7-11	.636	17-17	1.000

	Sean Keel	6-11	.550	9-10	.900
2003	Bobby Gill	2-8	.250	15-16	.938
	Nick Folk	0-3	.000	8-8	1.000
2004	Nick Folk	8-13	.615	18-18	1.000
2005	Nick Folk	7-11	.636	31-33	.939
2006	Nick Folk	15-20	.750	22-22	1.000
2007	Jason Bondzio	21-26	.808	37-38	.974
2008	Jason Bondzio	14-16	.875	55-55	1.000
2009	Alex Zendejas	17-22	.773	38-41	.927
2010	Alez Zendejas	14-19	.737	41-46	.891
2011	John Bonano	8-12	.667	24-24	1.000

Pac-10 Years - Offensive Touchdowns

Year	Rush	Pass	Tot	All Pts
2011	17	29	46	369
2010	20	25	45	367
2009	19	20	49	356
2008	33	23	56	476
2007	7	28	35	336
2006	11	9	20	199
2005	11	19	30	252
2004	9	10	19	164
2003	10	14	24	181
2002	7	17	24	227
2001	16	21	35	320
2000	16	9	25	254
1999	23	19	42	339
1998	34	18	52	416
1997	13	27	40	297
1996	15	15	30	310
1995	7	18	25	207
1994	12	14	26	265
1993	18	11	29	265
1992	18	6	24	217
1991	23	8	31	248
1990	26	4	30	267
1989	21	6	27	231
1988	25	8	33	279
1987	22	7	29	263
1986	19	12	31	322
1985	13	7	20	239
1984	14	12	26	272
1983	24	12	36	353
1982	16	19	35	311
1981	15	15	30	253
1980	15	10	25	215
1979	21	7	28	234
1978	21	9	30	245

Scoring/Kicking Team Highs and Lows, Game

Most Points Scored
Arizona: 74, vs. UTEP, 1921
Pac-10 Game: 59, at WSU (28), 2008
Both Teams: 111, vs. California, 1996 (55-56 3OT)
Pac-10 Game: 111, vs. California (55-56 3OT), 1996
In Loss: 55, vs. California (56) 3OT, 1996
One Quarter: 35, vs. Toledo (2nd), 70 total, 2008; 29, vs. New Mexico St., 1954 (3rd)
One Half: 49, vs. Idaho (1st), 70 total, 2008; 42, vs. UTEP, 1976 (2nd); 42 vs. UOP 1980 (1st)
Pac-12: 42 vs. UCLA (1st)

Fewest Points Scored In Victory

5, at Iowa, 1980 (5-3)
Pac-10 Game: 9, vs. Washington St., 1993 (9-6)

Most Touchdowns Scored

Arizona: 11, vs. UTEP, 1921; vs. New Mexico St., 1916
Both Teams: 16, vs. California, 1996 (Ariz. 8, California 8)

Most Extra Points by Kicking

Arizona: 10, vs. Toledo, 2008 (10-10); 9, vs. UTEP, 1978 (9-9); 9, vs. Pacific, 1980 (9-9)
Both Teams: 15, vs. California (Ariz. 7, California 8) '96

Most 2-Point Extra Points

Made: 2, vs. Washington St., 1981
Attempted: 4, at New Mexico, 1960 (made 1)
Both Teams Made: 3, at Utah, 1959 (Ariz. 0, Utah 3)
Both Teams, Attempted: 8, at Utah, 1959 (Ariz. 1, Utah 7)

Field Goals

Made: 4 vs. CMU, 2009 (att. 5); 4 at Washington, 2009 (att. 4); 4 vs. Indiana, 1973 (att. 4); 4, vs. UTEP, 1968 (att. 4); 4, at California, 1983 (att. 5); 4, at LSU, 1984 (att. 4); 4, vs. Stanford, 1989 (att. 4)

Attempted: 5, vs. CMU, 2009 (made 4); 5, at Iowa, 1973 (made 3); 5, at Notre Dame, 1982 (made 3); 5, at California, 1983 (made 4)
Both Teams Made: 7 vs. Oregon St., 2000 (A3, OSU4); 7, at California, 1983 (Ariz. 4, California 2); 7, at LSU, 1984 (Ariz. 4, LSU 4); 7, at UCLA, 1997 (Ariz. 2, UCLA 4)
Both Teams Attempts: 8, vs. SJSU 1970 (Ariz. 4, SJSU 4); 8, vs. Colorado St., 1980 (Colorado St. 5, Ariz. 3); 8, at California, 1983 (Ariz. 5, California 3); 8, at LSU, 1984 (Ariz. 4, LSU 4); 8, vs. Washington St., 1993 (Ariz.4, Washington St. 4)

Safeties

Game: 2, vs. Arizona St., 1982; 2, at New Mexico, 1941
Season Total scored: 4, 1941

Safeties Allowed

Game: 2, at TCU, 1999
Season: 3, 1999

Scoring/Kicking Team Highs and Lows, Season Points Per Game

Most: 38.5, 1954 (56 in 10)
Fewest: 7.7, 1965 (77 in 10)

Touchdowns Per Game

Most: 5.6, 1954 (54 in 10)
5.6, 1998 (56 in 12)
Fewest: 0.9, 1965 (9 in 10)

Extra Points By Kicking Per Game

Most: 4.6, 2008 (60 in 13); 4.2, 1954 (42 in 10); 4.2, 1998 (50 in 12)
Fewest: 0.6, 1958 (6 in 10)
Extra Point Kicking Percentage
Highest: 100.0, 2008 (60-60); 100.0, 1983 (38-38); 100.0, 1986 (34-34); 100.0, 1988 (32-32); 100.0, 1979 (28-28); 100.0, 1989 (27-27); 100.0, 1980, 1992, 1994 (26-26); 100.0, 2006 (22-22)
Lowest: 41.2, 1939 (7 of 17)

Consecutive Extra Points By Kicking

68, 1982-84; 67, 2008-08

Two-Point Conversions

Made: 5, 1960 (att. 11); Attempted: 12, 1961 (made 3)

Field Goals

Made: 23, 1994
Attempted: 29, 1985; 29, 1994
Made, fewest: 2 (11 att), 2003

2012 Arizona Football Media Guide

Field Goal Percentage

High: .875, 2008 (14 of 16); .808, 2007 (21 of 26)

Low: .182, 2003 (2 of 11)

Individual Scoring Leaders

Scoring, Career

Points	Player	TD	XP	FG	Years
360	Max Zendejas	0	123	79	1982-85
337	Art Luppino	48	49	0	1953-56
283	Steve McLaughlin	0	112	57	1991-94
262	Gary Coston	0	115	49	1986-90
246	Lee Pistor	0	120	42	1974-77
197	Jason Bondzio	0	67	35	2007-08
194	Vance Johnson	32	1	0	1981-84
190	Theopolis Bell	31	2	0	1972-75
186	Juron Criner	31	0	0	2008-11
186	Nic Grigsby	31	0	0	2007-10
182	Sean Keel	0	83	33	1999-02
181	Alex Zendejas	0	85	32	2009-11
169	Nick Folk	0	79	30	2003-06
162	Dennis Northcutt	27	0	0	1996-99

Scoring, Season

Points	Player	TD	XP	FG	Year
166	Art Luppino	24	22	0	1954
121	Harold McClellan	NA	NA	0	1921
100	Jason Bondzio	NA	38	21	2007
99	Max Zendejas	0	39	20	1983
97	Jason Bondzio	0	55	14	2008
97	Gary Coston	0	34	21	1986
96	Art Luppino	13	18	0	1955
96	Kelvin Eafon	16	0	0	1998
95	Steve McLaughlin	0	26	23	1994
89	Alex Zendejas	0	38	17	2009
89	Max Zendejas	0	23	22	1985
86	Max Zendejas	0	23	21	1984

Scoring, Game (TD-XP-FG)

Pts	Player	Opponent	Year
32	Art Luppino (5-2-0)	New Mexico St.	1954
25	Art Luppino (4-1-0)	at Utah	1954
24	Keola Antolin (4-0-0)	at Oregon	2008
24	Ronald Veal (4-0-0)	Washington St.	1988
24	Richard Hersey (4-0-0)	Pacific	1980
24	Harry Holt (4-0-0)	UTEP	1977
24	Don Beasley (4-0-0)	at Arizona St.	1953
23	Art Luppino (3-5-0)	Arizona St.	1953
22	Art Luppino (3-4-0)	Idaho	1954
21	Art Luppino (3-3-0)	New Mexico	1954
20	Art Luppino (3-2-0)	West Texas St.	1955
20	Charles Beall (3-2-0)	at San Diego St.	1945

Top Team Scoring Margins — Season

(national rank)

38.5	1954 (2)
20.0	1929
19.2	1935
17.0	1954
16.7	1998
15.7	1961
15.3	2008
15.0	1983
14.6	1975
13.6	1936

Scoring Offense Per Game, Season

38.5	1954 (2)
36.6	2008 (16)
34.7	1998 (15)
32.1	1983 (8)
30.8	2011
30.0	1975 (9)
29.2	1986 (16)
29.1	2001

28.8	1961
28.5	1952 (7)
28.3	1982
28.2	1996, 1999, 2010

Scoring, Single Game

74-0	UTEP, 1921
73-0	New Mexico St., 1916
70-0	Toledo, 2008
67-13	New Mexico St., 1951
67-0	Arizona St., 1946
63-35	Pacific, 1980
63-12	UTEP, 1976
62-12	New Mexico St., 1952
60-0	South Dakota St., 1956
59-28	at WSU, 2008
58-0	New Mexico St., 1954
58-0	Wyoming at Phoenix, 1936

Largest Margin of Victory

Margin	Opp	Year	Score
74	UTEP	1921	74-0
73	New Mexico St.	1916	73-0
70	Idaho	2008	70-0
60	S. Dakota St.	1956	60-0
59	Arizona St.	1919	59-0
58	Wyoming	1936	58-0
58	New Mexico St.	1952	58-0
55	E. Michigan	1988	55-0
54	New Mexico St.	1951	67-13
53	New Mexico St.	1942	53-0
53	Drake	1935	53-0
53	UTEP	1920	60-7
51	UTEP	1976	63-12
50	New Mexico St.	1952	62-12
50	Hawaii	1952	57-7

Biggest Point Deficit Overcome

Arizona: 21, vs. Hardin-Simmons, 1950 (32-28 final). Trailed 21-0 in 2nd quarter; vs. San Diego State, 1997 (31-28 final), trailed 21-0 in 2nd quarter
 Arizona Pac-10: 18, at California, 1980 (31-24 final). Trailed 21-3 with 12:18 in 3rd quarter.
 Arizona Pac-10 (lead reduced, no victory): 21, at Oregon, 2008 (45-55 final). Trailed 48-17 with 12:46 in 3rd quarter
 Opponent: 27, at Utah, 1972 (27-28 final). Trailed 27-0 with 14:42 left.
 Pac-10 Opponent: 23, at California, 1983 (33-33 final). Trailed 26-3 at 6:45 of 3rd quarter.

PUNTING

Punting - Individual

Most Punts

Game: 13, Marty Shuford, vs. ASU, 11-27-71 (41.4 avg.); 13, Marty Shuford, vs. BYU, 11-13-71 (39.0 avg.); 13, Bill Hargis, at Rice, 10-11-30 (40.0 avg.); 13, Clarence Sample, vs. NMSU, 1932 (32.0 avg.)
 Season: 91, Marty Shuford, 1971 (38.2 avg.)
 Career: 225, Danny Baugher, 2002-05; 212, Keenyn Crier, 2007-10

Highest Average Per Punt

Game: 57.6 Danny Baugher vs. Purdue, 9-17-05 (7-403)
 5 or less: 56.0 Nick Folk vs. BYU, 9-2-06 (4-224); Kyle Dugandzic vs. UCLA 2011 (2-120, 60.0)
 Season: 47.5, Danny Baugher, 2005 (37-1758)
 Season (Min. 40): 46.0, Kyle Dugandzic, 2011 (40-1840); 44.6, Joe Payton, 1965 (56 for 2495)
 Career: 44.19, Nick Folk, 2003-06 (96-4242)

Team Punting Highs and Lows, Game

Most: 21, at Texas Tech, 1935
 Fewest: 0, vs. NAU 2009; 0, vs. WSU 2009; 0, vs. CSU 1979; 0, vs. Pacific 1989
 Both Teams, Most: 39, at Kansas, 1936 (UA 20, KU 19); 39, vs. Texas Tech, 1935 (Ariz. 21, Texas Tech 18)
 Both Teams, Fewest: 2 at USC 2011 (Ariz. 2, USC 0)

Average Per Punt (Min. 5)

Highest: 57.6 vs. Purdue, 2005 (7 punts)
 Lowest: 20.2, at Texas Tech, 1958 (6 punts)

Team Punting - Highs and Lows, Season Punts Per Game

Most: 9.2, 1967 (92 in 10)
 Total: 98, 2003 (12 games)
 Fewest: 3.6, 1954 (36 in 10)

Punting Average

Highest: 44.9, 2005 (61 punts, 2 blk)
 Lowest: 31.2, 1957 (61 punts)

Net Punting Average

Highest: 41.17, 1975 (53 for 2302, 120 yds. returned)
 Highest ('05 rule): 38.1, 2007 (60, 20-191 ret, 7 TB)
 Lowest: 26.3, 1957 (61 for 1904, 300 yds. returned)
 Most Punts Had Blocked 6, 1984

Punting Leaders

Punting Average, Season (min. 35)

Avg.	Player	Punts	Year
47.5	Danny Baugher	37	2005
46.0	Kyle Dugandzic	40	2011
44.6	Joe Payton	56	1965
44.0	Nick Folk	74	2006
43.9	Keenyn Crier	48	2008
43.9	Mitch Hoopes	40	1969
43.7	Keenyn Crier	59	2007
43.7	Matt Peyton	62	1996
43.4	Dennis Anderson	53	1975
43.0	Sergio Vega	55	1981

Longest Punt, Single Game

Yards	Player	Opponent	Year
84	Bill Hargis	at Rice	1930
83	Keenyn Crier	at USC	2007
82	Ted Bland	San Diego St.	1934
80	Sergio Vega	UCLA	1980
80	John Wynne	at Kansas	1936
78	Marty Lang	UTEP	1953
78	Nick Folk	Oregon St.	2006
76	Danny Baugher	Purdue	2005
76	Marty Shuford	at Utah	1972
76	Glenn Lindner	New Mex. St.	1952
76	George Jackson	at Texas Tech	1935

Opponent: 88, Matt Steffen, DePaul, 1931

KICK RETURNS

Team Highs and Lows, Game

Punt Returns

Most Returns: 10, at Iowa St., 1968 (41 yds.); 10, at Texas Tech, 1935 (126 yds.)
 Both Teams: 16, at BYU, 1969 (Ariz. 6, BYU 10)
 Fewest Returns: 0 many times (5 times in 2010 and 2011)
 Both Teams: 0 vs USC, 2011; 0 vs UL 2011; 0 vs. NAU 2009; 0, vs. Iowa, 1998; 0 vs. Washington St 1981; 0 at San Diego St. '75;
 Most Yards Gained: 199, vs. Arizona St., 1946 (8 returns)
 Yards Gained, Both Teams: 251 vs. Arizona St., 1946 (Ariz. 199, Arizona St. 52)
 Fewest Yards, Both Teams: -1, Stanford, 2001 (Ariz. 2, SU -3)

2012 Arizona Football Media Guide

Average Gain Per Return (Min. 3)

36.5, at Denver, 1949 (4 for 146)

Punt Returns for Touchdowns

2, vs. BYU, 1964 (69 and 61 yds.)

Kickoff Returns

Total Kickoff Returns

Most: 11, vs. Colorado, 1958 (192 yds.)

Both Teams, Most: 16, at Oregon, 2008 (8 each); 14, four times last at Oregon 2010 (Ariz. 9, UO 5)

Both Teams, Fewest: 0, Oregon St. 2006; 1, six times; last vs. Iowa 1998 (Ariz. 1 onside)

Yards Gained Kickoff Returns

Most: 257, at Utah, 1948 (9 returns)

Fewest: -2, vs. Pacific, 1975 (1 return)

Both Teams, Most: 348 at Washington 2011 (Ariz. 7-171, UW 6-177)

Both Teams, Fewest: 0, Oregon St. 2006 (0 returns)

Highest Average Gain Per Return

Min. 2 Returns: 65.5, vs. WSU, 2009 (2-131)

Min. 3 Returns: 52.7, at BYU, 1975 (3-158)

Min. 5 Returns: 35.3, at UNM, 1962 (6-212)

Kickoff Return Touchdowns: 1, many times,

Last: vs. Iowa, 2010 (Travis Cobb, 100 yds)

Total Returns (combined punt and kickoff)

Most: 13, at Texas Tech, 1935 (10 pt, 3 KO)

Fewest: 0, at Colorado St., 1975

Both Teams, Most: 23 vs. UCLA, 2007 (UA 12, UCLA 11)

Both Teams, Fewest: 2, at Iowa St., 1964 (Ariz. 2, Iowa St. 0)

Yards Gained Combined Kick Returns

Most: 257, at Utah, 1948 (9 KO returns)

Fewest: 0, at Colorado St., 1975

Both teams combined, Most: 439, vs. Arizona St., 1946 (Ariz. 199, Arizona St. 240)

Combined, Fewest: 17, vs. Iowa St., 1964 (Ariz. 17, Iowa St. 0)

Team Returns Highs and Lows, Season

Punt Returns

Punt Returns Per Game

Most: 5.4, 1968 (54 in 10)

Fewest: 1.0, 1966 (10 in 10)

Punt-Return Yards Per Game

Most: 56.3, 1952 (563 in 10)

Total: 587, 2008 (33 ret, 13 games); 578, 1998 (44 ret, 12 games)

Fewest: 1.2, 2011 (14-79 in 12)

Average Gain Per Return

Highest: 20.1, 1952 (28 for 563)

Lowest: 5.17, 2003 (18 for 93)

Punt-Return Touchdowns

4, 1971

Kickoff Returns

Kickoff Returns Per Game

Most: 6.2, 1967 (62 in 10)

Fewest: 1.2, 1940 (11 in 9)

Kickoff Return Yards Per Game

Most: 116.0, 1991 (1276 in 11)

Most Yards: 1,320, 2009 (53 ret, 13 G)

Fewest: 17.9, 1939 (179 in 10)

Average Gain Per Return

Highest: 27.2, 1935 (21 for 573)

Lowest: 12.1, 1962 (34 for 412)

Kickoff-Return Touchdowns

2, 1968-1963-1954

Punt Return Defense

Opponents' Punt Returns Per Game

Fewest: 1.3, 2011 (16-217 in 12G); 1.5, 1963 & 1954 (15 in 10)

Most: 6.2, 1967 (62 in 10)

Average Yards Allowed Per Return

Lowest: 1.7, 1985 (19 for 32)

Highest: 18.89, 1967 (36 for 680)

Most Punt Return Touchdowns Allowed

3, 1937

Kickoff Return Defense

Opponents' Kickoff Returns Per Game

Fewest: 1.17, 2006 (14 in 12)

Most: 5.6, 1954 (56 in 10)

High total: 64 in 13 games, 2008

Kickoff Return Yards Allowed Per Game

Fewest: 23.0, 2006 (276 in 12)

Most: 98.9, 2008 (1286 in 13); 96.5, 1954 (965 in 10)

Yard High: 2008 (1286 in 13, 64 returns); 2010 (1180 in 13, 57 returns)

Average Yards Allowed Per Return

Lowest: 14.1, 1962 (22 for 310)

Highest: 24.6, 2007 (47 for 1156)

Kickoff Return Touchdowns Allowed

2, 1997

Team Kick Defense Highs and Lows, Game

Punt Return Defense

Most Opponent Punt Returns

10, at BYU, 1969 (50 yds.)

Yards Gained Opponent Punt Returns

Most: 195, vs. Wyoming, 1967 (9 returns)

Fewest: -19, vs. Washington, 1992 (3 ret)

Average Gain Per Return Allowed

Lowest (Min. 5): -1.20, vs. Wyoming, 1973 (5-for-6)

Lowest (Min. 3): -6.3, vs. Washington, 1992 (3-for-19)

Highest (Min. 3): 42.7 vs. California, 2006 (3 for 128)

Highest (Min. 5): 25.5, at Arizona St., 1957 (6 for 153)

Punt Return Touchdowns Allowed

2, 2005 (Oregon, Arizona St.)

Blocked Punts Returned For Touchdown

1, last time: at ASU, 2009 (Orlando Vargas)

Opponent: 1, Last at Ore St., 2011 (Clayton Polk 41yd)

Kickoff Return Defense

Most Opponent Kickoff Returns

11, vs. New Mexico St., 1951 (193 yds.)

Yards Allowed Opponent Kickoff Returns

Most: 241 vs. Stanford, 2009 (8 returns)

Fewest: 4, vs. Hardin-Simmons, 1947 (3 returns)

Average Gain Per Return Allowed (Min. 3)

Lowest: 1.3, at Colorado, 1953 & vs. Hardin-Simmons, 1947 (3 for 4)

Highest: 46.0, vs. Colo St., 1972 (3 for 138)

Kickoff Return Touchdowns Allowed

1 in many. Last: UCLA, 2007 (Matt Slater - 100 yds.)

Total Kick Return Defense

Opponent Total Kick Returns

Fewest: 0 vs. Iowa St., 1964; vs. Stephen F. Austin, 2006

Most: 14, vs. New Mexico, 1949 (6pt, 8 KO)

Yards Gained on Kick Returns (Min. 5)

Fewest: 13, Arizona St., 2006 (1-0 KOR, 1-13 PR)

Most: 281, vs. Wyoming, 1967 (9 pt, 3 KO); 281, vs. UTEP, 1941 (5pt, 6 KO)

Average Gain Per Return Allowed (Min 5)

Lowest: 3.6, at Utah, 1950 (9 for 32)

Highest: 29.5 at Washington 2011 (6-177 all KOR)

INDIVIDUAL RETURNS

Punt Returns

Most Punt Returns

Game: 9, Ted Bland vs. T.Tech, 11-11-35 (65 yds.); 9

Derek Hill vs. Colorado St., 9-13-86 (80 yds.)

Season: 41, Jackie Wallace, 1971

Career: 80, Jackie Wallace, 1970-72

Highest Average Per Return

Game (min. 3): 38.3, Bug Wright vs. WSU, 11-7-09 (3-115)

Season: 32.6, Floyd Hudlow, 1964 (8-251)

(Min. 10): 18.9, Dennis Northcutt, 1999 (23-436)

Career (min. 40): 14.95, Eddie Wolgast, 1945-49 (44-658)

Touchdowns on Punt Returns

Game: 2, Floyd Hudlow vs. BYU, 9-21-64 (61,69)

Season: 3, Floyd Hudlow, 1964; 3, Jackie Wallace, 1971

Career: 4, Jackie Wallace, 1970-72

Most Punt Return Yards

Game: 156, Wally Scott vs. Arizona St., 11-27-65 (7 returns)

Season: 510, Jackie Wallace, 1971 (41 returns)

Career: 903, Dennis Northcutt, 1996-99 (67 returns)

Kickoff Returns

Most Kickoff Returns

Game: 9, Ka'Deem Carey vs. Oregon 9-24-11; 7,

Derek Hill at Washington St., 10-24-87

Season: 34, Travis Cobb (887 yds, TD), 2010; 30,

Travis Cobb (762 yds, TD), 2009

Career: 80, Syndric Steptoe (1,757 yds.), 2003-06

Kickoff Return Yards

Game: 197, Ka'Deem Carey vs. Oregon, 2011 (9 returns); 180, Chuck Levy at Ohio St. 1991 (7 returns)

Season: 887, Travis Cobb, 2010 (34 returns);

762, T. Cobb, 2009 (30 returns); 682, Chuck Levy, 1991 (27)

Career: 1757, Syndric Steptoe, 2003-06 (80 returns);

1649, Travis Cobb, 2009-10 (64 returns); 1538,

Theopolis Bell, 1972-75 (62 returns)

Kickoff Return Average

Game: 52.7, Theopolis Bell at BYU, Nov. 1, 1975 (3 for 158)

Season: 37.8, Ricky Stevenson, 1968 (9 for 340)

Min. 1.2 PG: 32.5, Floyd Hudlow, 1963 (13 for 422)

Career (30): 27.4, Floyd Hudlow, 1963-64 (13 for

422); 26.7, Art Luppino, 1953-56 (40 for 1,069)

2012 Arizona Football Media Guide

Kickoff Return Touchdowns

Game: 1, many; last Travis Cobb vs. WSU, 11-7-09, 95 yds.

Season: 2, Art Luppino (1954) and Rick Stevenson (1968)

Career: 2, Art Luppino (1953-56), Rick Stevenson (1968-69), Chris McAlister (1996-98), Travis Cobb (2009-10)

Total Returns (punt and kickoff)

Most Kick Returns

Game: 10, Derek Hill, vs. Colorado St., 9-13-86 (9 punt, 1 KO)

Season: 54, Jackie Wallace, 1971 (41 punts, 13 kickoffs, 880 yds.)

Career: 141, Syndric Steptoe, 2003-06 (80 punts, 61 kickoffs); 130, Theopolis Bell, 1972-75 (68 punts, 62 kickoffs)

Most Yards on Kick Returns

Game: 180, Chuck Levy, at Ohio St., 9-7-91 (7 kickoffs)

Season: 800, Jackie Wallace, 1971 (510 KOR, 290 PR)

Career: 2,347, Syndric Steptoe, 2003-06 (1,757 kickoffs, 590 punts); 2,290, Theopolis Bell, 1972-75 (1,513 kickoffs, 752 punts)

Highest Average Per Return

Game (3 min): 49.3, Travis Cobb (KOR) vs Iowa 2010; 28.8, Mike Thomas, at UW 10-27-07 (6-173 KOR)

Season (Min. 20): 29.17, Art Luppino, 1954 (24 for 700)

Career: 25.7, Art Luppino, 1953-56 (59 for 1515)

Touchdowns on Kick Returns

Game: 2, Floyd Hudlow, vs. BYU, 9-21-64 (2 punts)

Season: 3, Jackie Wallace, 1971 (3 punts); 3, Rick Stevenson, 1968 (2 punts, 1 kickoff); 3, Floyd Hudlow, 1964 (3 punts)

Career: 4, Floyd Hudlow, 1963-64 (3 punts, 1 kickoff)

Combined Returns (punt, kickoff, interception)

Season: 65, Jackie Wallace, 1971 (42 PR, 13 KOR, 11 int.)

Touchdowns by Returns

Season: 4, Antoine Cason, 2007 (2 int., 2 punts); 3, Chris McAlister, 1998 (1 KOR, 1 PR, 1 int.)

Career: 6, Jackie Wallace, 1970-72 (4 PR, 2 int.); 5, Antoine Cason, 2004-07 (2 punts, 3 int.)

Return Leaders

Punt Return Average, Season (Min. 1.2 per game)

Avg.	Player	No.	Yards	Year
18.9	Dennis Northcutt	23	436	1999
17.4	Ricky Harris	12	209	1963
16.9	Eddie Wolgast	13	220	1949
16.2	Kenny Cardella	13	211	1953
15.9	Bobby Jackson	16	255	1952
13.5	Mike Thomas	29	392	2008
13.4	Gary Kenley	12	161	1961
13.1	Syndric Steptoe	20	261	2006
12.9	Tommy Grimes	12	155	1954
12.9	Wally Scott	27	348	1965
(19.2)	Bug Wright	11	211	2009-1.1

per game)

Kick Return Average, Season (Min. 1.2 pg or 200 yds.)

Avg.	Player	No.	Yards	Year
37.8	Ricky Stevenson	9	340	1968
32.5	Floyd Hudlow	13	422	1963
31.6	Art Luppino	20	632	1954
31.1	Bill McCormick	8	249	1953
30.8	Chuck Levy	9	277	1993
29.6	Cary Taylor	9	266	1993
29.5	Chris McAlister	8	236	1998
29.1	Willie Hamilton	14	408	1972
28.4	Keola Antolin	9	256	2009
28.3	Theopolis Bell	16	453	1975
27.6	Gary Kenley	11	304	1962
27.1	Vance Johnson	13	353	1982

Longest Punt Returns

Yards	Player	Opponent	Year
94	Jackie Wallace	UCLA	1971
91	Wally Scott	at Arizona St.	1965
87	Fred Batiste	at Denver	1949
87*	Marquis Hundley	vs. Idaho	2008
86	Bug Wright	vs. WSU	2009
84	Mark Streeter	at Texas Tech	1978
83	Warren Livingston	at Colorado	1960
83	Kenny Cardella	at UTEP	1952
82	Floyd Hudlow	Wyoming	1964
81	Dennis Northcutt	at Arizona St.	1999
81	Marcellus Greene	Pacific	1980
80	Dennis Northcutt	Middle Tenn. St.	1999
80	Sal Gonzalez	at New Mexico	1956
80	Charles Gilliland	UC-Davis	1924

(*returned fumbled punt – credited yards only)

By Opponent: 95, DeSean Jackson, California, 2006, TD

Longest Non-Scoring: 71, Kenny Cardella, at ASU, 1953

Longest Kickoff Returns

Yards	Player	Opponent	Year
100	Chris McAlister	UCLA	1996
100	Chris McAlister	at Hawai'i	1998
100	Travis Cobb	Iowa	2010
98	Wallace Smith	Whittier	1935
97	Michael Bates	Washington St.	1990
97	Rick Stevenson	at Indiana	1968
95	Travis Cobb	vs. WSU	2009
95	Willie Hamilton	UTEP	1972
95	Gary Kenley	at New Mexico	1962
95	Ricky Harris	at Arizona St.	1963
95	Bill McCormick	UTEP	1953
93	Charlie McKee	Kansas St	1969
93	Vance Johnson	Oregon St.	1982

Opponent: 100, Jack Brognan, Loyola, 1932 - TD;

100, Matt Slater, UCLA, 2007 -TD

Longest Non-Scoring: 84, Paul Leary, vs. NAU, 1931

TEAM DEFENSE

Team Highs and Lows, Game

Plays Allowed

Fewest: 20, vs. New Mexico St., 1935 (12R, 8P, 40 yds.)
 Most: 97, at Arizona St., 1973 (59R, 38P, 701 yds.);
 97, Oregon, 2007 (43R, 54P, 463 yds.)

Total Offense Yards Allowed

Fewest: 10, vs. Loyola (at Phoenix), 1939 (4R, 6P, 34 plays)

Pac-10 Game: 52, at Stanford 2006 (-6R, 58P, 32 plays)

Most: 701, at Arizona St., 1973 (368R, 337P, 97 plays) (WAC)

Pac-10 Game: 659, at California, 1996 (156R, 503P, 91 plays)

Average Offensive Gain Per Play Allowed

Fewest: .27, vs. Arizona St., 1946 (44 for 12)

Most: 9.41, at UCLA, 1972 (61 for 574)

Rushing Defense

Rushes Allowed

Fewest: 12, vs. Wyoming, 1936 (-4 yds.); 12, New Mexico St., 1935 (-32 yds.)

Most: 75, vs. New Mexico, 1971 (441 yds.)

Rushing Yards Allowed

Fewest: -33, at Stanford, 1992 (28 rushes)

Pac-10 Game: -33, at Stanford, 1992 (28 rushes)

Most: 569, at Arizona St., 1951 (67 rushes)

Pac-10 Game: 450, vs. Arizona St., 1996 (59 rushes)

Average Gain Per Rush Allowed

Lowest: -1.2, at Stanford, 1992 (28--33)

Highest: 9.02, at UCLA, 1972 (56 for 505)

Touchdowns by Rushing Allowed

8, vs. Colorado, 1958

Opponent Players Gaining 100 yards

4, at ASU, 1951 (Bob Tarwater 17-140, Harley Cooper 11-123, Duane Morrison, 15-118, Buzz Welfer 10-114)

Pass Defense

Passing Attempts Allowed

Fewest: 3, vs. New Mexico, 1963 (comp. 3); 3, at UTEP, 1950 (comp. 0)

Most: 65 at ASU 2011 (comp 36)

Most, Pac-12: 65 at ASU 2011 (comp 36)

Pass Completions Allowed

Fewest: 0, vs. New Mexico, 1961 (att. 5); 0, at UTEP, 1950 (att. 3); 0, Arizona St., 1937 (att. 4); 0, Loyola, 1932 (att. 8); 0, New Mexico St., 1929 (att. 9); 0, Pomona, at Phoenix, 1929 (att. 5)

Most: 42 at Okla State 2011 (att 53, 397 yds); 36 at ASU 2011 (att 65, 487 yds)

Completion Percentage Allowed

Lowest (10 PA): 07.7, at New Mexico, 1948 (1 of 13)

Highest (15 PA): 88.9, at Air Force, 1959 (16 of 18)

Yards Passing Allowed

Fewest: 0, Oklahoma, 1989; 0, vs. New Mexico, 1961; 0, at UTEP, 1950; 0, Arizona St., 1937; 0, Oklahoma St., 1932; 0, Loyola, 1932; 0, New Mexico St., 1929; 0, Pomona, 1929

Pac-10 Game: 29, vs. Oregon, 1983

Most: 511, vs. ASU, 1998 (33 completions)

Pac-10 Game: 511, vs. ASU, 1998 (33 completions)

Yards Per Attempt Allowed

Fewest: 0, New Mexico St., 1929 (Att. 9)

Most: 18.8 vs. Indiana, 1967 (11 for 207)

Most (Min. 20): 14.7, at New Mexico, 1946 (19 for 280)

Yards Per Completion Allowed

Fewest: 1.0 vs. Texas Tech, 1946 (1 for 1)

Fewest (Min. 5): 2.3 Arizona St., 1961 (7 for 16)

Most: 40.0, at New Mexico, 1946 (7 for 280)

Most (Min. 10): 24.4, at Arizona St., 1957 (10 for 244)

Touchdown Passes Allowed

8, vs. California, 1996 (3 OT)

2012 Arizona Football Media Guide

Most Passes UA Intercepted

7, vs. UTEP, 1968 (63 yds.)⁷, at Arizona St., 1955 (19 yds.)

Percent Passes Intercepted

46.2, at New Mexico, 1948 (6 of 13)

Yards Gained on Interception Returns

182 vs. Illinois (5 returns)

Avg Yards Per Interception Return (Min. 2)

46.5 vs. Arizona St., 1929 (2 for 93)

Interception Returns for Touchdowns

3, vs. Illinois, 1996

Scoring Defense

Points Allowed

Most: 78, at USC, 1928

Pac-10 Game: 63, vs. Oregon, 2001 (28-63)

In Victory: 47, vs. Washington St., 2000 (53-47, 3OT)

One Quarter: 38, at USC, 1928 (4th)

One Half: 52, vs. USC, 1923 (2nd); 45, at Oregon, 2008 (1st)

Touchdowns Allowed

12, at USC, 1928

Opponent Extra Points by Kicking

Made: 9, vs. Michigan St., 1949 (att.11)

Attempted: 11, vs. Michigan St., 1949 (made 9)

Opponent 2-Point Extra Points

Made: 3, at Utah, 1959 (att.7)

Attempted: 7, at Utah, 1959 (made 3)

Opponent Field Goals

Made: 5, at UNM, 2008 (att 5); 5, ASU 2010 (att 5);

4, six times most recent Nebraska 2009 (4-4)

Attempted: 6, vs. UTEP, 1967 (made 3)

Interceptions & Fumbles Recovered, Game

Most: 9, at Washington, 1984 (4 int., 5 FR); 9, at Arizona State, 1955 (7 int., 2 FR); 9, vs. Utah, 1973 (4 int., 5 FR)

Fewest: 0, many times, last vs. Utah 2011

Opponents Turnovers - Season

Most: 46, 1954 (20 interception, 24 fumbles lost, 2bk)

Fewest: 11, 1999 (5 Interceptions, 6 fumbles lost)

Individual Defense

Most Interceptions

Game: 4, Chuck Cecil, at Stanford 1987; 3, Michael Johnson, at Oregon St. 2005

Season: 11, Jackie Wallace, 1971

Career: 21, Chuck Cecil, 1984-87 (then Pac-10 record)

Most Yards on Interception Returns

Game: 100, Chuck Cecil, vs. Arizona St., 11-22-86 (1)

Season: 192, Darryll Lewis, 1990 (7 returns)

Career: 349, Antoine Cason, 2004-07 (15 returns);

252, Darryll Lewis, 1987-90 (14 returns)

Highest Interception Return Average

Game (Min. 2): 47.5, Scott Geyer, vs. NC St., 12-31-89 (2-95)

Season (Min. 5): 32.8, Antoine Cason, 2007 (5-164)

27.4, Darryll Lewis, 1990 (7 for 192)

Career (Min. 10): 23.3, Antoine Cason, 2004-07 (15-349)

Defense Team Highs and Lows, Season

Plays Per Game Allowed

Most: 79.5, 1971 (874 in 11)

Most total: 946, 2003 (in 12)

Fewest: 44.4 1935 (400 in 9)

Yards Allowed Per Game

Fewest: 128.2, 1935 (1154 in 9)

Most: 460.5, 2011 (5526 in 12)

Average Gain Per Play Allowed

Lowest: 2.44, 1939 (537 for 1313)

Highest: 6.58, 2011 (839 for 5526)

TDs Rushing and Passing Allowed Per Game

Fewest: .67, 1935 (6 in 9)

Most: 4.33, 2011 and 2003 (52 in 12)

Games Exceeding 500 Yards Allowed

6 -- 2011; 3 -- 1999 and 2003

Games Less Than 200 Yards Allowed

10, 1993

Rushing Defense

Yards Allowed Per Game

Fewest: 30.1, 1993 (331 in 11)

Most: 288.3, 1958 (2883 in 10)

Average Gain Per Play Allowed

Lowest: 0.9, 1993 (368 for 331)

Highest: 5.3, 1958 (544 for 2883)

Rushes Per Game Allowed

Most: 57.5, 1949 (575 in 10)

Fewest: 28.8, 1935 (259 in 9)

Touchdowns Rushing Allowed Per Game

Fewest: .36, 1992 (4 in 11)

Most: 3.5, 1958 (35 in 10)

Games Less Than 100 Yards Allowed

10 -1993; 10 - 1994; 7 - 2010

Games More Than 300 Yards Allowed

11, 2011; 5, 1949

Passing Defense

Yards Allowed Per Game

Fewest: 50.1, 1939 (501 in 10)

Most: 298.9, 2011 (3587 in 12)

Yards Allowed Per Attempt

Fewest: 3.3, 1939 (152 for 501)

Fewest (Min. 200): 4.93, 1968 (275 for 1,357)

Most: 8.51, 2003 (394 for 3,351)

Yards Allowed Per Completion

Fewest: 10.02, 1939 (50 for 501)

Fewest (Min. 75): 10.37, 2008 (228 for 2,365)

Most: 17.14, 1967 (101 for 1,732)

Opponents' Passes Attempted Per Game

Fewest: 11.7, 1956 (117 in 10)

Most: 37.7, 2007 (452 in 12)

Opponents' Passes Completed Per Game

Fewest: 4.9, 1936 (49 in 10)

Most: 23.5, 2011 (282 in 12)

Completion Percentage Allowed

Lowest: 32.9, 1939 (50 in 152)

Lowest (Min. 200): 36.6, 1940 (90 of 246)

Highest: 65.9, 2011 (282 of 428)

Passes Intercepted (by UA) Per Game

Most: 3.44, 1940, (31 in 9)

Fewest: .36, 1994 (4 in 11)

Percentage Intercepted By

Highest: 20.6, 1935 (29 of 141)

Lowest: 1.3, 1999 (5 of 373)

Interception Yards Per Game

Most: 41.0, 1940 (369 in 9)

Total: 386, 1952 (10 games)

Fewest: 1.2, 1960 (12 in 10)

Average Yardage Per Interception Return

Highest: 45.5, 1994 (4 for 182)

Lowest: 3.0, 1960 (4 for 12)

Ariz. TDs On Interception Returns

6, 1996

Touchdown Passes Allowed Per Game

Fewest: .2, 1952 (2 in 10)

Most: 2.17, 2003 (26 in 12); 2.1, 2001 (23 in 11)

Games Less Than 50 Yards Allowed

5, 1942

Games Less Than 100 Yards Allowed

8, 1956

Games More Than 300 Yards Allowed

6 -- 2011; 4 -- 1980, 2003

Games More than 200 Yards Allowed

11 -- 2003; 9 -- 2011

Scoring Defense (Minimum 8-Game Season)

Points Allowed Per Game

Fewest: 2.8, 1929 (22 in 8)

Most: 35.8, 2003 (429 in 12); 35.4, 2011 (425 in 12)

Touchdowns Allowed Per Game

Fewest: .38, 1929 (3 in 8)

Most: 4.67, 2003 (56 in 12)

Opponents' Extra Points By Kicking

Fewest Made: 2, 1928

Fewest Attempted: 3, 1929

Most Made: 55, 2003 (att. 55)

Most Attempted: 55, 2003 (made 55)

Opps XP-Kicking Percentage

Highest: 1.000 2003 (55-55)

(Top 5) 1.000 2001 (48-48)

1.000 2005 (35-35)

1.000 2006 (28-28)

1.000 1977 (27-27)

Lowest: .285, 1937 (4-14)

Consecutive Extra Points Allowed By Kicking

95, Washington St. 2004 to BYU 2007

Two-Point Conversions Allowed

Fewest Made: 0, Many seasons

Fewest Attempted: 0, 2006, 2008, 2011

Most Made: 6, 1959 (att. 19); 6, 1958 (att. 17)

Most Attempted: 19, 1960 (made 6)

Opponents' Field Goals

Made: 22, 2002 (att. 27)

Attempted: 27, 2002 (made 22)

2012 Arizona Football Media Guide

Opponents' Field Goal Percentage

Highest: 83.3, 2010 (15 of 18)
81.4, 2002 (22 of 27)
Lowest: 14.3, 1964 (1 of 7)

Most Points Allowed By Kicking

99, 2011 (51 PAT, 16 FG)

Safeties Scored Against Arizona

3, 1999; single game: 2 (at TCU '99)

First Down Defense

Total Allowed Per Game

Fewest: 7.2, 1937 (72 in 10)
Most: 23.67, 2003 (284 in 12)

By Rushing Allowed Per Game

Fewest: 4.2, 1993, (46 in 11)
Most: 14.1, 1958 (141 in 10)

By Passing Allowed Per Game

Fewest: 1.3, 1942 (13 in 10)
Most: 13.2, 2011 (158 in 12)

By Penalty Allowed Per Game

Fewest: 1, 1947 (1 in 10)
Most: 2.5, 2011 (30 in 12)

Top 10 Arizona Defenses by Season

(national rank)

Total Defense

128.2	1935
133.3	1939
143.5	1937
144.7	1936
162.6	1940
219.2	1946
223.2	1938
235.7	1942
236.9	1993* (1)
240.6	1968 (7)

Passing Defense

50.1 ypg	1939
58.9	1936
65.4	1935
66.5	1942
68.8	1937
73.1	1948
73.3	1956
79.1	1961
87.3	1954
89.2	1953

Rushing Defense

30.1 ypg	1993* (1)
54.2	1940 (5)
62.8	1935
65.1	1992* (2)
65.3	1994* (2)
74.7	1938
75.5	1984* (3)
83.2	1939
84.2	1936
84.4	1986* (4)

Arizona Scoring Defense

2.8 pts pg	1929
4.1	1930
4.4	1933
5.0	1935
5.4	1936
5.4	1934
7.6	1964

8.8	1937
8.9	1992* (1)
9.2	1940

Individual Defensive Leaders

Total Tackles, Career

(All LB unless noted)

TT	Player	UT	AT	Years
566	Ricky Hunley	323	243	1980-83
552	Byron Evans	315	237	1983-86
529	Obra Erby	300	229	1973-76
420	Jon Abbott	274	146	1974-77
405	Marcus Bell	264	141	1996-99
400	LaMonte Hunley	183	217	1981-84
392	Chuck Cecil S	222	170	1984-87
383	Mark Jacobs	205	178	1974-76
372	Sam Giangardella	183	189	1977-80
357	Mark Arneson	186	171	1969-71
356	Mike Dawson	203	153	1972-75
339	Ransom Terrell	179	160	1970-73
322	Darren Case	133	189	1987-90
320	Sean Harris	248	72	1991-94
312	Spencer Larsen	209	103	02, 05-07
308	Lance Briggs	205	103	1999-02
295	Darrell Brooks S	204	91	2002-05
291	Glenn Perkins	160	131	1978-82
282	Chris Singleton	171	111	1986-89
281	Chester Burnett	223	58	1993-97
279	Jeff Hammerschmidt S	171	108	1987-90
275	Ronnie Palmer	158	117	2005-08

Solo Tackles, Career

UT	Player	TT	AT	Years
323	Ricky Hunley LB	566	243	1980-83
315	Byron Evans LB	552	237	1983-86
300	Obga Erby LB	529	229	1973-76
274	Jon Abbott DL	420	146	1974-77
264	Marcus Bell LB	405	141	1996-99
248	Sean Harris LB	320	72	1991-94
223	Chester Burnett LB	281	58	1993-97
222	Chuck Cecil DB	392	170	1984-87
209	Spencer Larsen LB	312	103	2002, 05-07
205	Lance Briggs LB	308	103	1999-2002
205	Mark Jacobs LB	383	178	1974-76

Assisted Tackles, Career

AT	Player	UT	TT	Years
243	Ricky Hunley LB	323	566	1980-83
237	Byron Evans LB	315	552	1983-86
229	Obga Erby LB	300	529	1973-76
217	LaMonte Hunley LB	183	400	1981-84
189	Sam Giangardella LB	183	372	1977-80
189	Darren Case LB	133	322	1987-90
178	Mark Jacobs LB	205	383	1974-76
171	Mark Arneson LB	186	357	1969-71
170	Chuck Cecil DB	222	392	1984-87
160	Ransom Terrell LB	179	339	1970-73

Passes Broken Up, Career (does not include INTs)

44	Michael Jolivet	2000-03	CB
38	Chuck Cecil	1984-87	S
35	Kelly Malveaux	1994-97	CB
32	Antoine Cason	2004-07	CB
32	Devin Ross	2006-09	CB
30	Lynnden Brown	1981-84	S
29	Brandon Sanders	1992-95	S
28	Trevin Wade	2008-11	CB
28	Randy Robbins	1980-83	S
27	Chris McAlister	1996-98	CB
27	Kelvin Hunter	1996-99	CB
26	James DeBow	1985-88	S
24	Martin Rudolph	1984-86	CB
23	Allan Durden	1982-85	S

Interceptions, Career

Int.	Player	Yards	TD	Years
21	Chuck Cecil S	241	2	1984-87
20	Jackie Wallace CB	250	2	1970-72
18	Chris McAlister CB	254	2	1996-98
15	Antoine Cason CB	349	3	2004-07
14	Darryll Lewis CB	252	2	1987-90
14	Allan Durden S	241	1	1982-85
13	Dave Liggins S	150	0	1978-80
13	Roussell Williams S	107	0	1972-74
13	Tony Bouie S	189	1	1991-94
12	Trevin Wade CB	203	2	2008-11
12	Michael Jolivet CB	128	1	2000-03
12	Ricky Hunley LB	134	2	1980-83
12	Randy Robbins S	204	4	1980-83
12	Dennis Anderson S	218	1	1973-75
12	Rich Moriarty B	78	0	1967-68
12	Eddie Wolgast B	200	1	1945-50

\$ Includes two intercepted fumbles under old rule

Interceptions, Season

Int.	Player	Yards	TD	Year
11	Jackie Wallace	135	1	1971
9	Chuck Cecil	77	0	1987
8	Jackie Wallace	115	1	1972
8	Rich Moriarty	75	0	1968
7	Tony Bouie	131	0	1993
7	Ricky Hunley	123	2	1983
7	Darryll Lewis	192	2	1990
7	John Black	91	0	1939
7	Dennis Anderson	72	0	1974
7	Dave Liggins	68	0	1980
6	Roussell Williams	72	0	1974
6	Dick Taylor	79	0	1940
6	Randy Robbins	85	1	1983
6	Allan Durden	108	1	1984
6	Allan Durden	42	0	1985
6	Chuck Cecil	22	0	1985
6	Chuck Cecil	142	2	1986
6	Chris McAlister	103	1	1996

\$ Includes 1 fumble interception; *Includes 2 fumble interceptions

Longest Interception Returns

Yds	Player	Opponent	Year
100	Chuck Cecil	Arizona St.	1986
98	Mikal Smith	Arizona St.	1996
97	Mike Scurlock	California	1994
96	Allan Durden	at LSU	1984
91	Robert Golden	at Washington	2011
89	Lynnden Brown	at Washington	1984
85	Trevin Wade	Iowa	2010
85	Scott Geyer	North Carolina St.	1989
83	Dennis Anderson	Northwestern	1975
79	Robert Golden	Stanford	2009
78	Bob White	BYU	1972
76	Jay Willett	at Kansas	1965
75	Nate Ness	at Stanford	2008
75	Bill Penn	at New Mexico	1948
70	James Middleton	New Mexico St.	1929
70	Ferrill Capps	San Diego St.	1945
70	Darryll Lewis	UCLA	1990

Opponent: 89, Wayne Soffe, BYU, 1936

Annual Defensive Leaders

Total Tackles

(From coaches film through 1987)

1973	Terrell Ransom, LB	105+70	175
1974	Mark Jacobs, LB	115+85	200
1975	Obra Erby, LB	117+71	188
1976	Obra Erby, LB	85+89	174
1977	Corky Ingraham, LB	72+81	153
1978	Sam Giangardella, LB	55+76	131
1979	Sam Giangardella, LB	57+55	112

2012 Arizona Football Media Guide

1980	Jack Housley, LB 64+40	104
1981	Ricky Hunley, LB 74+47	121
1982	Ricky Hunley, LB 100+73	173
1983	Ricky Hunley, LB 99+77	176
1984	Lamonte Hunley, LB 72+96	168
1985	Byron Evans, LB 118+70	188
1986	Byron Evans, LB 111+85	196
1987	Chuck Cecil, S 80+56	136
1988	Chris Singleton, OLB 58+60	118
1989	Donnie Salum, LB 48+65	113
1990	Jeff Hammerschmidt, S 53+25	78
1991	Tony Bouie, S 63+26	86
1992	Sean Harris, LB 48+23	71
1993	Brant Boyer, LB 70+20	90
1994	Sean Harris, LB 72+17	89
1995	Charlie Camp, LB 62+28	90
1996	Chester Burnett, LB 98+26	124
1997	Chester Burnett, LB 73+20	93
1998	Marcus Bell, LB 82+57	139
1999	Marcus Bell, LB 73+51	124
2000	Lance Briggs, LB 77+36	113
2001	Lance Briggs, LB 59+34	93
2002	Lance Briggs, LB 67+31	98
2003	Clay Hardt, LB 59+28	87
2004	Darrell Brooks, S 48+25	73
2005	Darrell Brooks, S 62+31	93
2006	Spencer Larsen, LB 63+26	89
2007	Spencer Larsen, LB 87+44	131
2008	Ronnie Palmer, LB 45+40	85
2009	Devin Ross, CB 61+30	81
2010	Paul Vassallo, LB 77+25	102
2011	Derek Earls, LB 55+19	74

Unassisted Tackles

1967	Otis Comeaux, LB	32
1968	Otis Comeaux, LB	34
1969	Bill Miller, DB	43
1970	Mark Arneson, LB	110
1971	Rich Dodson, LB	40
1972	Ransom Terrell, LB	66
1973	Ransom Terrell, LB	105
1974	Mark Jacobs, LB	115
1975	Obra Erby, LB	117
1976	Obra Erby, LB	85
1977	Jon Abbott, MG	100
1978	Cleveland Crosby, T	75
1979	Sam Giangardella, LB	57
1980	Dave Liggins, DB	68
1981	Ricky Hunley, ILB	74
1982	Ricky Hunley, ILB	100
1983	Ricky Hunley, ILB	99
1984	LaMonte Hunley, ILB	72
1985	Byron Evans, ILB	118
1986	Byron Evans, ILB	111
1987	Chuck Cecil, S	80
1988	Chris Singleton, OLB	62
1989	Chris Singleton, OLB	66
1990	Jeff Hammerschmidt, FS	53
1991	Tony Bouie, FS	86
1992	Brant Boyer, ILB	49
1993	Brant Boyer, ILB	70
1994	Sean Harris, ILB	72
1995	Charlie Camp, ILB	62
1996	Chester Burnett, ILB	98
1997	Chester Burnett, ILB	73
1998	Marcus Bell, ILB	82
1999	Marcus Bell, ILB	73
2000	Lance Briggs, ILB	77
2001	Lance Briggs, ILB	59
2002	Lance Briggs, ILB	67
2003	Clay Hardt, Rover	59
2004	Antoine Cason, CB	54
2005	Darrell Brooks, FS	62
2006	Spencer Larsen, LB	63

2007	Spencer Larsen, LB	87
2008	Ronnie Palmer, LB	45
2009	Devin Ross, CB	61
2010	Paul Vassallo, LB	77
2011	Derek Earls, LB	55

Assisted Tackles

1967	Olden Lee, LB	56
1968	Otis Comeaux, LB	77
1969	Mark Arneson, LB	76
1970	Mark Arneson, LB	45
1971	Jim Johnson, T	65
1972	Ransom Terrell, LB	78
1973	Ransom Terrell, LB	70
1974	Mark Jacobs, LB	85
1975	Obra Erby, LB	71
1976	Obra Erby, LB	89
1977	Corky Ingraham, LB	81
1978	Sam Giangardella, LB	76
1979	Sam Giangardella, LB	55
1980	Sam Giangardella, LB	46
	Ricky Hunley, LB	46
1981	Gary Gibson, OLB	48
1982	Ricky Hunley, ILB	73
1983	LaMonte Hunley, ILB	79
1984	LaMonte Hunley, ILB	96
1985	Byron Evans, ILB	70
1986	Byron Evans, ILB	85
1987	Jerry Beasley, ILB	73
1988	Darren Case, ILB	74
1989	Darren Case, ILB	67
1990	Darren Case, ILB	38
1991	Heath Bray, FS/LB	34
1992	Sean Harris, ILB	23
1993	Brant Boyer, ILB	20
1994	Sean Harris, ILB	17
1995	Charlie Camp, ILB	28
1996	David Fipp, FS	37
1997	Marcus Bell, ILB	24
1998	Marcus Bell, ILB	57
1999	Marcus Bell, ILB	51
2000	Lance Briggs, ILB	36
2001	Lance Briggs, ILB	34
2002	Lance Briggs, ILB	31
2003	Joe Siofele, ILB	32
2004	Darrell Brooks, FS	25
2005	Darrell Brooks, FS	31
2006	Ronnie Palmer, LB	28
2007	Spencer Larsen, LB	44
2008	Ronnie Palmer, LB	40
2009	Xavier Kelley, LB	32
2010	P.Vassallo-LB /J. Perkins-S	25
2011	Paul Vassallo, LB	26

Tackles for Loss/Sacks

1967	Gary Klahr, E	14
1968	Tom Nelson, T	29
1969	Charlie Duke, LB	16
1970	Bill McKinley, E	20
1971	Rich Dodson, LB	11
1972	Bob Crum, E	11
	Wally Brumfield, LB	11
1973	Mike Dawson, T	12
1974	Mike Dawson, T	11
1975	Mike Dawson, T	15
1976	Jon Abbott, T	11
1977	Jon Abbott, MG	18
1978	John Crawford, E	12
1979	Cleveland Crosby, T	16
1980	Ricky Hunley, LB	9
1981	Gary Shaw, NG	8
1982	Steve Boadway, OLB	9
1983	John Kaiser, OLB	14
1984	Steve Boadway, OLB	14

1985	Danny Lockett, OLB	15
1986	Stan Mataale, DT	14.5
1987	Dana Wells, NG	17
1988	Dana Wells, NG	17.5
1989	Chris Singleton, OLB	11
1990	Darren Case, ILB	6
1991	Mike Scurlock, ILB	8.5
1992	Rob Waldrop, NG	22
1993	Tedy Bruschi, DE	27.5
1994	Chuck Osborne, NG	15
1995	Tedy Bruschi, DE	19.5
1996	Joe Salave'a, DT	12
1997	Joe Salave'a, DT	17
1998	Marcus Bell, ILB	14
1999	Marcus Bell, ILB	14
2000	Joe Tafoya, DE	18
2001	Lance Briggs, ILB	14
2002	Lance Briggs, ILB	10.5
2003	J.Siofele-ILB, M.Molina-ILB	7.5
2004	Andre Torrey, DE	13.0
2005	Copeland Bryan, DE	10.5
2006	Spencer Larsen, LB	10.5
2007	Spencer Larsen, LB	15.5
2008	Ronnie Palmer, LB	11
2009	Earl Mitchell, DT	12.5
2010	Ricky Elmore, DE	13.0
2011	Derek Earls, LB	7.0

Sacks (separate from TFL since 1976)

1976	Gilbert Lewis, E	6
1977	Jon Abbott, MG	10
1978	John Crawford, E	7
1979	Cleveland Crosby, T	8
1980	Rickly Hunley, LB	5
1981	Gary Shaw, NG	7
1982	Ivan Lesnik, T	7
1983	John Barthalt, T	6
1984	Steve Boadway, OLB	13
1985	Danny Lockett, OLB	12
1986	Stan Mataale, DT	10.5
1987	Dana Wells, NG	7
1988	(Three Players)	5.5
1989	Chris Singleton, OLB	10
1990	Reggie Johnson, DT	11
1991	M. Scurlock, R. Holt	6.5
1992	Rob Waldrop, NG	10
1993	Tedy Bruschi, DE	19
1994	Chuck Osborne, NG	11
1995	Tedy Bruschi, DE	14.5
1996	Joe Salave'a, DT	6
1997	Joe Salave'a, DT	11.5
1998	Daniel Greer, DT	9
1999	Joe Tafoya, DT	10
2000	Joe Tafoya, DE	6
2001	Lance Briggs, ILB	6.5
2002	Joe Siofele, DE	5.5
2003	Siofele, M.Smith, M.Molina, A.Torrey	4.0
2004	Andre Torrey, DE	5.0
2005	Copeland Bryan, DE	7.5
2006	Louis Holmes, DE	4.0
2007	Lionel Dotson, DT	6.5
2008	Brooks Reed, DE	8.0
2009	Ricky Elmore, DE	10.5
2010	Ricky Elmore, DE	11
2011	C.J. Parish, DE	3

2012 Arizona Football Media Guide

Career Sacks

1. Tedy Bruschi, DE	1992-95	55
2. Ricky Elmore, DE	2007-10	25.5
3. David Wood, DT	1981-84	25
4. Joe Tafoya, DE	1997-2000	24.5
5. Rob Waldrop, DT	1990-93	23.5
6. Reggie Johnson, DT	1988-90	22.5
7. Jim Hoffman, DT	1991-94	22.5
8. Danny Lockett, OLB	1985-86	22
9. Joe Salave'a, DT	1994-97	21.5
10. Chuck Osborne, DT	1992-95	21

Blocked Kicks

1967	Wally Scott, DB	5
1968	Greg Woodward, DB	2
1969	Jim Ventriglia, T, Rick Stevenson, B	1
1970	Greg Boyd, B	1
1971	Greg Boyd, B	3
1972	Greg Boyd, B, Glen Gresham, LB	1
1973	Leon Lawrence, B	1
1974	None	
1975	Mike Dawson, T	1
1976	Jeff Whitton, T	1
1977	Jack Housley, LB, Darrell Solomon, MG	1
1978	(Four Players)	1
1979	Jack Housley, LB	1
1980	Bill Redman, B	2
1981	Gary Shaw, NG, Randy Robbins, CB, Al Gross, FS	1
1982	Larry Smith, SS	2
1983	(Five Players)	1
1984	(Four Players)	1
1985	(Three Players)	1
1986	Chuck Cecil, FS	2
1987	(Five Players)	1
1988	Scott Geyer, CB	2
1989	Arnulf Mobley, ILB	1
1990	(Three Players)	1
1991	(Three Players)	2
1992	Heath Bray, QB/WR	2
1993	B. Sanders, J. Hoffman, R. Dice	1
1994	S. Harris, T. Bruschi	1
1995	(Three Players)	1
1996	T. Canidate, M. Smith	1
1997	J. Salave'a, C. McAlister, D. Fipp	1
1998	Chris McAlister, Peter Hansen	2
1999	Peter Hansen	3
2000	Peter Hansen	2
2001	Malosi Leonard, Andrae Thurman	1
2002	Michael Jolivet, Carlos Williams	2
2003	None	0
2004	C. Bryan, M. Hollingsworth	1
2005	None	0
2006	Earl Mitchell	1
2007	None	0
2008	David Roberts	1
2009	Orlando Vargas	1
2010	J. Washington, M. Usman, D. Roberts	1
2011	Team	1

Interceptions (yds. returned-TD)

<i>(*includes fum ret [in-air] prior to rule change)</i>		
1958	Dave Hibbert, HB (58)	4
1959	Warren Livingston, HB (41-1)	3
1960	4 players (12)	1
1961	Gary Kenley, HB (79)	4
1962	C. Starkey, DL (18), L. Fairholm, HB (7)	2
1963	Rickie Harris, CB (25)	3
1964	Woody King, S (46)	5
1965	Woody King, S (44-1)	5
1966	Phil Albert, S (8)	3
1967	O. Lee (31), O. Comeaux (0)	4
1968	Rich Moriarty (75)	8
1969	B. Miller (57), J. Black (32), CBs	3
1970	Justin Lanne, S (23)	5
1971	Jackie Wallace, CB (135-1)	11
1972	Jackie Wallace, CB (115-1)	8
1973	Glen Gresham, LB (59)	3
1974	Dennis Anderson, S (72)	7
1975	Dennis Anderson, S (141-1)	4
1976	Van Cooper, CB (60)	3
1977	Corky Ingraham, LB (49)	4
1978	Corky Ingraham, LB (34)	3
1979	Dave Liggins, S (59)	5
1980	Dave Liggins, S (60)	5
1981	Tony Neely, S (98-1)	4
1982	Randy Robbins, CB (85-1)	6
1983	Ricky Hunley, LB (123-2)	7
1984	Allan Durden, S (108-1)	6
1985	Allan Durden, S (42)	6
1986	Chuck Cecil, S (142-2)	6
1987	Chuck Cecil, S (77)	9
1988	T. Burden (20), D. Lewis (22), CBs	2
1989	Darryll Lewis, CB (39)	5
1990	Darryll Lewis, CB (192-2)	7
1991	Darryl Morrison, CB (67-1)	3
1992	Tony Bouie (9-0), S B. Sanders (77-1), S	4
1993	Tony Bouie, S (100)	6
1994	(Four Players — 182-1)	1
1995	Brandon Sanders, S (0)	2
1996	Chris McAlister, CB (103-1)	6
1997	Chris McAlister, CB (45)	4
1998	Chris McAlister, CB (64-1)	5
1999	(Five Players — 36-1)	1
2000	Michael Jolivet, CB (50)	5
2001	Michael Jolivet, CB (78-1)	5
2002	Ray Wells, LB (78-1)	3
2003	Michael Jolivet, CB (0)	2
2004	Antoine Cason, CB (88)	4
2005	Michael Johnson, S (45-1)	4
2006	Antoine Cason, CB (57-1)	3
2007	Antoine Cason, CB (164-2) Nate Ness, S (91-0)	5
2008	M. Hundley, CB (77-0) T. Wade, CB (78-0)	4
2009	Trevin Wade, CB (40-1)	5
2010	Joe Perkins-S (22), Shaquille Richardson-CB (0)	2
2011	Shaquille Richardson-CB (73), Adam Hall-S (22)	2

Passes Broken Up

(does not include INTs)

1967	Frank Jenkins, DB, Doug Schleuter, B	4
1968	Bill Miller, B	17
1969	(Three Players)	5
1978	Mark Arneson, LB, Jim Ventriglia, T	7
1971	Jackie Wallace, DB	7
1972	Roussell Williams, DB	4
1973	Leon Lawrence, DB	7

1974	Mark Jacobs, LB	5
1975	Dennis Anderson, DB	6
1976	Van Cooper, DB	11
1977	Corky Ingraham, LB	5
1978	Reggie Ware, DB	6
1979	Reggie Ware, DB	4
1980	Marcellus Greene, DB	11
1981	John Pace, ILB	6
1982	Al Gross, SS	9
1983	Randy Robbins, CB	17
1984	Lynnden Brown, CB	19
1984	Gordon Bunch, CB	19
1985	Gordon Bunch, CB	14
1986	Chuck Cecil, S	19
1987	Chuck Cecil, S	12
1988	J. DeBow, T. Burden	7
1989	Chris Wright, SS	9
1990	Darryll Lewis, CB	11
1991	Richard Holt, CB	10
1992	Keshon Johnson, CB	9
1993	Claudius Wright, CB	9
1994	Brandon Sanders, S	9
1995	Kelly Malveaux, CB	8
1996	Kelly Malveaux, CB	11
1997	Kelly Malveaux, CB	10
1998	Chris McAlister, CB	15
1999	Kelvin Hunter, CB	8
2000	Michael Jolivet, CB	14
2001	Michael Jolivet, CB	20
2002	Gary Love, CB	5
2003	Michael Jolivet, CB	6
2004	Darrell Brooks, FS	9
2005	Wilrey Fontenot, CB	6
2006	Wilrey Fontenot, CB	8
2007	Antoine Cason, CB	14
2008	Devin Ross, CB	13
2009	Devin Ross, CB	12
2010	Robert Golden, CB	12
2011	Trevin Wade, CB	13

Fumbles Recovered

1967	(Four Players)	2
1968	(Three Players)	2
1969	(Four Players)	2
1970	Bill McKinley, E	3
1971	(Five Players)	2
1972	(Three Players)	2
1973	Ransom Terrell, LB	5
1974	Dennis Anderson, DB	3
1975	M. Dawson, DT, Jon Abbott, DT	3
1976	(Six Players)	2
1977	J. Abbott, K. Straw	3
1978	Cleveland Crosby, T	4
1979	Sam Giangardella, LB	3
1980	Reggie Ware, DB	3
1981	Gary Shaw, NG	4
1982	John Kaiser, OLB	3
1983	R. Hunley LB, J. Kaiser OLB	3
1984	Greg Turner, CB	4
1985	(Two Players), ILB	2
1987	Jerry Beasley LB	3
1988	(Three Players)	2
1989	Darryll Lewis, CB	3
1990	Paul Glonek, DT	2
1991	Bobby Roland, SS	3
1992	T. Demps DE, B. Sanders SS	2
1993	Akil Jackson, OLB	5
1994	Tedy Bruschi, DE	4
1995	B. Sanders, D. Stewart, CB	2
1996	Van Tuinei, DE	3
1997	DeShon Polk, OLB	3
1998	S. Sprotte SS, Daniel Greer DT,	2
	Joe Tafoya DE	2
1999	(Six Players)	1

2012 Arizona Football Media Guide

2000	Keoni Fraser, DT	5
2001	Lance Briggs LB, Jarvie Worcester FS	2
2002	Lance Briggs LB, Pat Howard, LB	2
2003	Jolivet, Love, C. Williams, Sherman, Philipp	2
2004	K.Johnson, W.Fontenot, C.Williams, S.Jones	3
2005	(Seven Players)	1
2006	Spencer Larsen, LB	3
2007	Spencer Larsen, LB	4
2008	Donald Horton, DT	2
2009	(Seven Players)	1
2010	(10 Players)	1
2011	(Four players)	1

Fumbles Caused

1973	Rex Naumetz, DT	3
1974	Willis Barrett, E	3
1975	Mike Dawson, T	3
1976	Gilbert Lewis, E	3
1977	Ken Creviston, B	4
1978	Cleveland Crosby, T	4
1979	(Three Players)	3
1980	Ricky Hunley, ILB	3
1981	J. Pace, R. Hunley	4
1982	G. Perkins, R. Moret	3
1983	Ricky Hunley, ILB	5
1984	C. Vesling, J. Drake	2
1985	Byron Evans, ILB	3
1986	C. Cecil, F. Gibson	3
1987	Chris Singleton, OLB	3
1988	Chris Singleton, OLB	5
1989	Darryll Lewis, CB	3
1990	Jeff Hammerschmidt, FS	4
1991	(Three Players)	2
1992	Jim Hoffman, DT	3
1993	Brandon Sanders, SS	3
1994	J. Salave'a, C. Lopez, S. Harris	2
1995	C. Osborne, J. Sprotte	2
1996	J. Salave'a, C. Burnett	3
1997	C. Burnett, M. Bell, D. Fipp, J. Sprotte	2
1998	Scooter Sprotte, ILB	4
1999	Joe Tafoya, DT	2
2000	Jarvie Worcester, FS	3
2001	L. Briggs, J. Jackson, Y. Thompson	2
2002	(Six Players)	2
2003	Gary Love, Joe Siofele	3
2004	Pat Howard-LB, Carlos Williams DT	4
2005	Darrell Brooks, FS	2
2006	Larsen, LB, Palmer, LB, Holmes, DE	2
2007	Spencer Larsen, LB	3
2008	Brooks Reed, DE	3
2009	Cam Nelson, S	3
2010	Mike Turner, CB/ST	3
2011	Jourdon Grandon, NB	2

OTHER STATISTICAL MARKS

Game Hi-Lows

Red-Zone Success, Single Game

Most: 9-for-9, vs. Idaho, all TD, 2008

First Downs

Total First Downs

Most: 37, vs. USC, 2011 (10R/25Pa/2Pe); 34, vs. New Mexico, 1969 (17 rush, 15 pass, 2 penalties)
 Fewest: 3, at Loyola, 1935 (1-1-1); 3, at Marquette, 1942 (2-1-0)
 Both Teams, Most: 63 vs, USC, 2011 (UA 37/USC 26); 58, vs. New Mexico, 1968 (Ariz. 34, New Mexico 24)

Both Teams, Fewest: 10, at Texas Tech, 1935 (Ariz. 4, Texas Tech 6)

First Downs Rushing

Most: 27, vs. UCLA, 1989
 Fewest: 0, vs. Oregon, 2002; 0 vs. TCU, 2003
 Both Teams, Most: 35, vs. Texas Tech, 1977 (Ariz.15, Texas Tech 20)
 Both Teams, Fewest: 6, at Texas Tech, 1967 (Ariz. 2, Arizona St. 4)

First Downs Passing

Most: 25 vs. USC 2011; 20 vs. New Mexico 2007, at Toledo/vs. USC 2010
 Fewest: 0; 7 times, last at Utah 2000
 Both Teams, Most: 44 vs. USC 2011 (UA 25, USC 19)
 Both Teams, Fewest: 1, vs. Colo. 1954 (UA 1, CU 0); 1, at New Mexico, 1948 (Ariz. 1, New Mexico 0)

First Downs Penalty

Most: 6, at Wyoming, 1969
 Both Teams, Most: 12, at California, 1998 (Ariz. 6, California 6)

Game High Fumbles

Most Fumbles: 9, vs. UTEP, 1959 (Lost 5)
 Both Teams: 16, at Utah, 1952 (Ariz. 7, Utah 9); 16, vs. San Diego St., 1948 (Ariz. 8, San Diego St. 8)
 Opponent: 9, at Utah, 1952 (Lost 6)
 Fumbles Lost: 7 vs. Idaho, 1962 (of 7)
 Both Teams: 9, at Utah, 1952 (Ariz. 3, Utah 6); 9, vs. New Mexico St., 1951 (Ariz. 3, New Mexico St. 6); 9, vs. Idaho, 1951 (Ariz. 5, Idaho 4); 9, at Washington, 1984 (Ariz. 4, Washington 5)
 Opponent: 6, at Utah, 1952 (of 9); 6, New Mexico St., 1951 (of 8)

Game High-Low Penalties

Penalties Against

Most: 19, vs. New Mexico St., 1951 (191 yards)
 Fewest: 0, vs. Michigan, 1978; 0, Montana, 1938; 0, Centenary, 1936; 0, Whittier, 1929; 0, California, 2008
 Both Teams, Most: 29, at California, 1998 (California 15, Ariz. 14)
 Both Teams, Fewest: 1 vs. Michigan, 1978 (Ariz. 0, Mich. 1); 1, Centenary, 1936 (Ariz. 0, Centenary 1); 1, vs. Whittier, 1929 (Ariz. 0 Whittier 1)

Yards Penalized

Most: 191, vs. New Mexico St., 1951 (19 penalties)
 Fewest: 0, vs. Michigan 1978; 0, Montana 1938, Centenary 1936, Whittier 1929
 Opponent: 5, four times (last NAU 2009)
 Both Teams, Most: 307, at California 1998 (California 154, Ariz. 153)
 Both Teams, Fewest: 5, vs. Michigan 1978 (1); 5, vs. Centenary 1936 (1); 5, vs. Whittier 1929 (1)

Interceptions & Fumbles Lost

Most: 10, at Washington, 1984 (6 int., 4 fumbles)
 Fewest: 0, many times, last vs. Ore St. 2008
 Most, Both Teams: 19, at Washington, 1984 (Ariz. 10, Washington 9)
 Fewest, Both Teams: 0, many times, last vs. Ore St. 2008

Interceptions & Fumbles Recovered

Most: 9, at Washington, 1984 (4 int., 5 FR); 9, at Arizona State, 1955 (7 int., 2 FR); 9, vs. Utah, 1973 (4 int., 5 FR)
 Fewest: 0, many times, last vs. Oregon/Stanford 2011

Season Hi-Lows

Red-Zone Success

Best: 55-60 (92%), 2008 (45 TD, 10 FG)
 Recent Low: 39-54 (72%), 2010 (30 TD, 9 FG)

First Downs

Total Per Game

Most: 25.8, 2011 (309 in 12); 23.6, 2010 (308 in 13)
 Total: 309, 2011 (12 G)
 Fewest: 8.7, 1938 (78 in 9)

By Rushing Per Game*

Most: 13.3, 1973 (146 in 11)
 Fewest: 4.9, 2003 (59 in 12)

By Passing Per Game*

Most: 16.9, 2011 (203 in 12)
 14.6, 2010 (191 in 13)
 12.2, 2007 (146 in 12)
 Total: 203, 2011 (12 games)
 Fewest: 2.5, 1942 (25 in 10)

By Penalty Per Game*

Most: 2.45, 2005 (27 in 11)
 Fewest: .1, 1952 (1 in 10)

*Data available only since 1942

Fumbles

Most Fumbles: 42, 1959
 Fewest Fumbles: 9, 1994

Most Fumbles Lost

24, 1973 (of 35); 24, 1968 (of 31)

Fewest Fumbles Lost

5, 2006 (of 20); 6, 1975 (of 15); 6, 2011 (of 15)

Penalties

Penalties Per Game

Most: 9.6, 1999 (114 in 12)
 Fewest: 2.5, 1937 (25 in 10)

Yards Penalized Per Game

Most: 79.6, 1970 (796 in 10)
 Year High: 930 in 12, 1999
 Fewest: 22.5, 1937 (224 in 10)

Turnovers

Interceptions & Fumbles Lost

Fewest: 9, 1975 (3 interceptions, 6 fumbles)
 Fewest Per Game: 0.82, 1975 (9 in 11)
 Most: 43, 1957 (20 int., 23 fumbles)
 Most Per Game: 4.33, 1940 (39 in 9)

Opponents' Turnovers

Most: 46, 1954 (20 interception, 24 fumbles lost, 2bk)
 Fewest: 11, 1999 (5 Interceptions, 6 fumbles lost)

Turnover Margin Per Game

Positive: 2.27, 1975 (9-34)
 Negative: 1.7, 1952 (43-26)

2012 Arizona Football Media Guide

MISCELLANEOUS RECORDS

Overtime Games (2-5)

Nov. 2, 1996 - 3 OT at California 56, Arizona 55
 Oct. 25, 1997 at WSU 35, Arizona 34
 Nov. 15, 1997 - 2 OT at Arizona 41, California 38
 Oct. 14, 2000 - 3 OT at Arizona 53, WSU 47
 Sept. 27, 2003 TCU 13, at Arizona 10
 Nov. 21, 2009 - 2 OT Oregon 44, at Arizona 41
 Dec. 2, 2010 - 2 OT ASU 30, at Arizona 29

Lengthy Arizona Football Games

Time	Result	Opponent
4:13	L, 7-9	vs. Wisconsin, 2004 - storm
4:08	L, 34-35 OT	at Washington St., 1997 -
4:06	W, 41-38 OT	vs. California, 1997 (2OT)
4:03	L, 29-30 OT	vs. ASU, 2010
3:58	W, 53-47 OT	vs. WSU., 2000 (3OT)
3:56	L, 56-55 OT	at California, 1996 (4OT)

Highest-Scoring Tie Game (defunct)

33-33, at California, 1983; 35-35, at California, 1996, end of regulation (3 OT periods; California 56-55 final)

Lowest-Scoring Tie Game (defunct)

0-0, 5 times. Last: Iowa St., 1964

Most Tie Games, Season (defunct)

3, 1936 (10 games); 3, 1987 (11 games)

Most Improved Won-Lost Record

5 games, 1968 (8-3) from 1967 (3-6-1)
 5 games, 1998 (12-1) from 1997 (7-5)

Biggest Record Swing

5.5 games, 1999 (6-6) from 1998 (12-1)

Consecutive Victories

All Games: 9, Oregon St. 1997-Washington 1998; 9, Colorado St. 1974-Texas Tech, 1975
 All Games In-Season: 7-0 start, 1993; 7-0 finish 1998
 Home Games: 11, West Texas St. 1960-BYU 1962
 Pac-10 Games: 5, UCLA 1983-Oregon 1984;
 5, Arizona St. 1993-UCLA 1994; 5, Oregon St. 1997-Washington 1998
 Pac-10 Home Games: 8, USC 1993-ASU 1994
 Road Games: 8, 1997-98
 Road In-Season: 7, 1998

Consecutive Games Without Defeat

All Games: 11, UNM 1960-UNM 1961 (1 tie)
 Home Games: 14, Pacific 1934-Okla. St. 1937
 (Includes 2 ties/2 games played in Phoenix)

Consecutive Losses

All Games: 8, LSU-Oregon, 2003
 Home Games: 5, New Mexico 1957-UTEP 1957; 5, Air Force 1965-BYU 1966
 Pac-10 Home Games: 13, UCLA 2000-UCLA 2003

Consecutive Games Without Win

All Games: 10, Arizona St. 1956-UTEP 1957 (1 tie)
 Home Games: 8, Arizona St. 1956-UTEP 1957 (1 tie)
 Pac-10: 10, Oregon 2000-USC 2001

Consecutive Games Scored in

All Games: 214, Colorado St. 1972-Syracuse 1990
 Home Games: 225, Arizona St. 1964 to UCLA 2003
 Current: 25

Consecutive Games Opponents Scored in

All Games: 137, Oregon St. 1996 - ASU 2007
 Home Games: 68, Wash '96 - Oregon '07
 Current: 50, Toledo '09 to Louisiana '11

Consecutive Games Shut Out Opponent

All Games: 6, 1930
 Home Games: 8, Cal Tech 1929-Colorado St. 1930
 (Not including 1929 game in Phoenix)

Consecutive Games Without Scoring

All Games: 3, 1915 (New Mexico St., Western N.M., Whittier)
 Home Games: 2, 1949

Consecutive Games Scoring Touchdown

All Games: 91, Colorado St. 1972 to California 1980
 Home Games: 82, Kansas 1966 to Washington St. 1980

Consecutive Without Tie (defunct category)

All Games: 128, Utah 1967-California 1979
 Home Games: 65, Utah 1967-California 1979

OPPONENT RECORDS

First Downs Game

Total First Downs Allowed

Fewest: 3, vs. Arizona State, 1946; 3, Kansas, 1937;
 3, Wyoming, 1936
 Most: 33, at Arizona St., 1973 (13 rush, 10 pass)

First Downs Rushing Allowed

Fewest: 0, vs. Wyoming, 1970
 Most: 25, vs. Colorado, 1958

First Downs Passing Allowed

Fewest: 0, in many. Last: at New Mexico, 1970
 Most: 21, at USC, 1979

First Downs Penalty

6, at California 1998 (15 penalties); 6, Middle Tenn. St., 1999; 6, Idaho, 2001

Penalties, Game

Penalties Against

Most: 17, at Oregon St., 2003 (141 yards)
 Fewest: 0; 8 times, last vs. UTEP 1938

Yards Opponents Penalized

154, at California, 1998 (15 penalties); 152, vs. New Mexico, 2007 (15 penalties)

Punting, Game

Most Punts: 19, at Kansas, 1936
 Fewest: 0, vs. Oregon, 1963

Average Yards Per Punt (Min. 5)

Highest: 57.2, at Colorado, 1950 (6 punts)
 Lowest: 23.9, vs. Whittier, 1935 (8 punts)

Opponent Punts Blocked

3, vs. Colorado St., 1937; 3, San Diego St., 1934

Opponent Season Marks

Fumbles

Most: 47, 1955 (lost 26)
 Fewest: 13, 2009 (lost 7)
 Most Lost: 26, 1955 (of 47)
 Fewest lost: 5, 1938 (of 21); 5, 2011 (of 22)

Penalties Per Game

Most: 8.7, 1998 (105 in 12)
 Fewest: 2.3, 1935 (21 in 9)

Yards Penalized Per Game

Most: 78.5, 1969 (785 in 10)
 Yard high: 822 (105 in 12 games), 1998
 Fewest: 18.3, 1935 (165 in 9)

Opponents' Punts Per Game

Most: 10.7, 1940 (96 in 9)
 Total: 100, 1968 (10 games)
 Fewest: 3.6, 1958 (36 in 10)

Opponents' Average Per Punt

Highest: 45.0, 2011 (45 punts) 43.4, 1973 (55 punts)
 Lowest: 30.9, 1958 (36 punts); 30.9, 1935 (91 punts)

Opponents' Net Punting Average

Highest: 39.2, 2003 (60 for 2,448, 93 return yards by UA)
 Highest ('05 rule): 41.0, 2011 (45-2025, 5TB, 79 RY) 37.0, 2007 (75 for 3076, 7 TB, 279 RY)
 Lowest: 24.4, 1949 (55 for 1929, 487 return yards)
 Lowest ('05 rule): 33.5, 2008 (79 for 3334, 5 TB, 587 RY)

Most Opponents' Punts Blocked By Arizona

4, 1998, 1980; 5, 1998 (including Holiday Bowl)

Opponent Total Offense, Game

Yards	School	Plays	Year
724	at USC	96	2005
701	at Arizona St.	97	1973
659	at California	91	1996
654	at Oregon St.	87	2005
626	at Arizona St.	77	1951
625	Colorado	81	1958
607	Oregon	80	2001
604	Michigan St.	75	1949
597	New Mexico	87	1975
594	at Okla State	84	2011
587	USC	85	2004

Opponent Passing Offense, Game

Yds	Team	Att.	Cmp.	Int.	TD	Year
511	Arizona St.	56	33	2	4	1998
503	at California	46	35	0	8	1996
468	USC	39	32	1	4	2011
455	at Washington	49	29	4	3	2001
437	Arizona St.	55	38	3	2	1986
436	at Oregon St.	43	32	6	1	2005
434	Stanford	36	22	1	3	2009
434	at USC	37	27	0	3	1994
396	Pacific	49	29	3	3	1980
394	Arizona St.	47	25	6	1	1964
393	Oregon State	42	30	1	2	2010
393	Iowa	48	26	2	1	1998

Opponent Rushing Offense, Game

Yds	School	Att.	Year
569	at Arizona St.	67	1951
551	Colorado	66	1958
505	at UCLA	56	1972
471	Colorado	61	1954
453	at UTEP	61	1954
450	Arizona St.	59	1996
441	New Mexico	75	1971
428	at UTEP	59	1976
425	UTEP	51	1949
418	at Michigan St.	51	1948

Opponent Points Scored, Game

Pts	School	Ariz.Pts.	Year
78	at USC	7	1928
75	Michigan St.	0	1949
69	at USC	6	1923
65	Colorado	12	1958
63	Oregon	28	2001
62	at Minnesota	0	1939
61	Arizona St.	14	1951

2012 Arizona Football Media Guide

59	at Purdue	7	2003
59	LSU	13	2003
58	Washington	28	1997

Long Plays, By Opponent

Rush: 90, Lyn Chadnois, Michigan St., 1949
 Pass: 98, Brandon Hassell to Reggie Harrell (TD) vs. TCU 2003; Jake Locker to Marcel Reece (TD), 2007 UW
 Field Goal: 63, Clark Kemble, at Colorado St., 1975
 Punt: 88, Matt Steffen, DePaul, 1931
 Interception: 89, Wayne Soffe, BYU, 1936
 Kickoff Return: 100, Jack Brognan, Loyola, 1932; 100, Matt Slater, UCLA, 2007
 Punt Return: 95, DeSean Jackson, California, 2006
 Fumble Return: 89, Coy Wire, Stanford, 2001

Arizona's National Stat Top 10 Marks

(national statistical champion in bold)

Team Rankings

Total Offense

Year	Rank	Mark
1941	2.	357.3 yds. per game
1954	3.	402.0 yds. per game
1961	5.	378.2 yds. per game
1975	5.	424.2 yds. per game
1999	3.	471.9 yds. per game

Passing Offense

1941	1.	177.7 yds. per game
1947	2.	168.0 yds. per game
1957	4.	154.0 yds. per game*
1961	10.	145.6 yds. per game
1966	3.	255.1 yds. per game
2007	10.	308.5 yds. per game
2010	9.	307.7 yds. per game
2011	3.	370.8 yds per game

*Led nation in PA (294) and PC (154)

Rushing Offense

1952	9.	252.8 yds. per game
1953	8.	268.9 yds. per game
1954	7.	276.5 yds. per game

Scoring

1941	9.	25.3 pts. per game
1952	7.	28.5 pts. per game
1954	2.	38.5 pts. per game
1975	9.	30.0 pts. per game
1983	8.	32.1 pts. per game

Net Punting

1985	7.	59 for 39.9 net avg.
1992	2.	80 for 40.8 net avg.
1996	9.	63 for 40.5 net avg.

Punting (defunct since 'net')

1960	6.	43 for 41.9 avg.
1965	7.	75 for 41.6 avg.
1972	6.	79 for 41.8 avg.
1974	8.	55 for 41.6 avg.
1975	3.	53 for 43.4 avg.
1982	6.	66 for 41.1 avg.

Punt Returns

1948	9.	17.6 avg. (15 for 264)
1952	2.	20.1 avg. (28 for 563)
1960	1.	17.7 avg. (18 for 319)
1961	2.	16.8 avg. (24 for 394)
1999	2.	17.6 avg. (29 for 509)
2002	4.	16.6 avg. (20 for 332)
2008	3.	17.8 avg. (33 for 587)
2009	4.	15.3 avg. (16-245)

Kickoff Returns

1951	8.	20.7 avg. (41 for 850)
1953	4.	21.9 avg. (32 for 702)
1954	1.	26.1 avg. (39 for 1,017)
1968	3.	25.1 avg. (25 for 628)
1972	5.	24.6 avg. (45 for 1,105)
1993	3.	26.8 avg. (26 for 697)
2009	10.	24.9 av. (53 for 1,320)

Turnover Margin

1985	2.	+1.82 per game
1989	3.	+1.27 per game
1992	10.	+1.00 per game
1996	7.	+1.18 per game

Total Defense

1939	6.	2.48 yds. per play
1968	7.	240.6 yds. per game
1992	2.	253.0 yds. per game
1993	2.	236.9 yds. per game
1994	10.	287.6 yds. per game
1995	7.	270.5 yds. per game

Rushing Defense

1940	5.	1.53 yds. per play
1983	6.	98.3 yds. per game
1984	3.	75.5 yds. per game
1985	9.	108.7 yds. per game
1986	4.	84.4 yds. per game
1992	2.	65.1 yds. per game
1993	1.	30.1 yds. per game
1994	2.	65.1 yds. per game
2000	8.	88.5 yds. per game

Scoring Defense

1964	10.	7.6 pts. per game
1068	8.	1.5 pts. per game
1985	7.	12.1 pts. per game
1992	1.	8.9 pts. per game
1993	9.	14.6 pts per game

First Down Defense

2008	7.	15.31 (199 in 13)
------	----	-------------------

First Down Offense

2011	8.	25.8 per game
------	----	---------------

Interceptions

1940	3.	31
1948	8.	20
1954	8.	20
1975	3.	15

Fumbles Recovered

2003	8.	(18 total)
------	----	------------

Fumbles Lost

2003	6.	(7)
2006	6.	(5)
2011	6.	(6)

4th Down Conversion

2006	9.	(66.7%)
------	----	---------

4th Down Conversion Defense

2006	1.	(10%)
-------------	-----------	--------------

Pass Interception Avoidance

1975	1.	1.3% (3 in 236)
-------------	-----------	------------------------

Fewest Penalties Per Game

2008	6.	4.08 (53 in 13)
------	----	-----------------

Fewest Yards Penalized/Gm

2008	7.	35.15 (457 in 13)
------	----	-------------------

Most Penalized

1954	8.	71 for 698
1955	7.	84 for 708

Time of Possession/Game

2008	10.	32:11
------	-----	-------

Red-Zone Offense

2008	6.	92% (55 for 60, 45TD/10FG)
------	----	----------------------------

Individual Top 10 National Leaders

Total Offense

1939	5.	John Black (281 for 1,133 yds.)
1947	1.	Fred Enke (329 for 1,941 yds.)
1954	4.	Art Luppino (179 for 1,359 yds.)
1955	2.	Art Luppino (211 for 1,313 yds.)
1961	5.	Eddie Wilson (181 for 1,377 yds.)
1966	2.	Marc Reed (419 for 2,294 yds.)
1973	8.	Bruce Hill (368 for 1,915 yds.)
1974	8.	Bruce Hill (384 for 2,118 yds.)
1975	7.	Bruce Hill (314 for 2,021 yds.)
2011	4.	N. Foles (603 for 3,526 yds; 352.58 ypg)

Rushing Offense

1939	8.	John Black (172 for 630 yds.)
1947	8.	Charles Hall (124 for 686 yds.)
1953	3.	Ken Cardella (148 for 915 yds.)
1954	1.	Art Luppino (179 for 1,359 yds.)
1955	1.	Art Luppino (209 for 1,313 yds.)
1960	9.	Bobby Lee Thompson (92 for 732 yds.)
1961	9.	Bobby Lee Thompson (103 for 752 yds.)
1999	7.	Trung Canidate (154.6, 253-1,602)

Passing

1947	3.	Fred Enke (88-184 for 1,406 yds.)
1956	6.	Ralph Hunsaker (75-148 for 823 yds.)
1958	2.	Ralph Hunsaker (106-191 for 1,129 yds.)
1961	8.	Eddie Wilson (79-154 for 1,294 yds.)
1966	2.	Marc Reed (193-365 for 2,368 yds.)
2007	9.	Willie Tuitama (306.9 ypg)
2011	2.	Nick Foles (32.3 completions per game)
2011	3.	Nick Foles 361.17 yards per game)
2011	5.	Nick Foles (4334 total passing yards)

Passing Efficiency Rating

1960	1.	Eddie Wilson (140.8)
1961	1.	Eddie Wilson (134.2)
1998*	-	Keith Smith (174.2) (15 att. shy of 2nd)

Pass Receiving

1941	1.	Hank Stanton (50 for 820 yds.)*
1947	4.	John Smith (31 for 568 yds.)
1948	4.	Bob Larsen (35 for 408 yds.)
1957	8.	Gene Leek (29 for 310 yds.)
1958	1.	Dave Hibbert (61 for 606 yds.)*
1966	3.	Jim Greth (76 for 1003 yds.)
1974	7.	Theopolis Bell (53 for 700 yds.)
1976	6.	Keith Hartwig (54 for 1,134 yds.)
1999	3.	D. Northcutt (118.50 ypg. 88-1,422)
2002	5.	Bobby Wade (115.8 ypg)
2002	5.	Bobby Wade (7.8 rpg)
2002	7.	Bobby Wade (1389 receiving yds.)
2010	8.	Juron Criner (94.85 ypg)
2010	9.	Juron Criner (1233 yds)

Punting

1941	10.	Emil Banjavcic (41 for 410.5)
1955	8.	Ed McCluskey (33 for 40.6)
1965	2.	Joe Payton (56 for 44.6)
1972	7.	Marty Shuford (77 for 42.5)
1974	9.	Mitch Hoopes (55 for 41.8)

2012 Arizona Football Media Guide

1975 7. Dennis Anderson (53 for 43.5)
 2011* Kyle Duganzic (40-46.0)
 (4 att shy of 6th)

All-Purpose Running

1954 1. Art Luppino (2193 yds.)*
1955 1. (Tie) Art Luppino (1,702 yds.)
 1961 2. Bobby Lee Thompson (1,575 ypg)
 1987 6. Derek Hill (152.0 ypg)
 1999 2. Dennis Northcutt (187.42 ypg)
 2002 7. Bobby Wade (162.4 ypg)

Scoring

1954 1. Art Luppino (166 pts.)*
 1955 3. Art Luppino (96 pts.)
 1960 10. Joe Hernandez (76 pts.)
 1983 5. Max Zendejas (99 pts.)
 1994 9. Steve McLaughlin (95 pts.)

Punt Returns

1963 7. Rickie Harris (12 for 209 yds.)
 1964 9. Floyd Hudlow (8 for 251 yds.)
 1979 10. Marcellus Greene (15 for 183 yds.)
1999 1. Dennis Northcutt (18.96, 23-436)
 2009* Bug Wright (17.50, 12-210)
 (2 att. shy 3rd)

Kickoff Returns

1951 9. Gil Gonzales (13 for 348)
1954 1. Art Luppino (20 for 632 yds.)
 1959 7. Walt Mince (14 for 329 yds.)
 1963 9. Floyd Hudlow (13 for 422 yds.)
 1972 5. Theopolis Bell (8 for 449 yds.)
 1975 3. Theopolis Bell (16 for 453 yds.)
 1982 2. Vance Johnson (13 for 353 yds.)

Pass Interceptions

1939 4. John Black (7 for 69)
 1968 10. Rich Moriarty (8 for 75 yds.)
 1971 2. Jackie Wallace (11 for 135 yds.)
 1972 4. Jackie Wallace (8 for 115 yds.)
 1974 3. Dennis Anderson (7 for 72 yds.)
 1983 7. Ricky Hunley (7 for 123)
 1984 10. (Tie) Allan Durden (6 for 108 yds.)
 1986 10. (Tie) Chuck Cecil (6 for 142 yds.)
 1987 2. Chuck Cecil (9 for 77 yds.)
 1990 7. Darryll Lewis (7 for 192)
 1993 7. (Tie) Tony Bouie (6-100)
 1996 5. (Tie) Chris McAlister (6-103)

Kick Scoring

1954 4. Art Luppino (22 pts.)
 1955 10. Art Luppino (18 pts.)
 1975 5. Lee Pistor (80 pts.)
 1994 9. Steve McLaughlin (95 pts.)

Field Goals

1983 5. Max Zendejas (20-25)
 1984 7. Max Zendejas (21 -27)
 1985 3. Max Zendejas (22-27)
 1994 2. S. McLaughlin (per game-2.1)

Sacks

2010 8. (tie) DE Ricky Elmore 1.0 pg)

ARIZONA IN THE AP POLLS

Total Poll Appearances: 148
 Record while ranked: 77-40-1

Record by Ranking:

No. 1 --
 No. 2 --
 No. 3 0-0-1
 No. 4 1-1 plus final poll
 No. 5 1-0
 No. 6 1-1 plus 1 week idle
 No. 7 4-1 plus preseason
 No. 8 1-0 plus 2 weeks idle
 No. 9 2-4
 No. 10 3-1 plus 1 week idle plus final poll
 No. 11 2-2 plus final poll
 No. 12 5-1 plus 1 week idle
 No. 13 4-3
 No. 14 6-1 plus preseason, plus 2 weeks idle
 No. 15 9-2 plus 2 weeks idle
 No. 16 7-3 plus preseason
 No. 17 12-3 plus preseason, plus 2 wks idle, plus final
 No. 18 3-2 plus final poll
 No. 19 3-5 plus preseason, final reg season, 2 wks idle
 No. 20 2-2 plus final poll
 No. 21 3-2
 No. 22 2-1 plus 1 week idle, plus final reg season
 No. 23 3-1 plus 2 weeks idle
 No. 24 2-1
 No. 25 0-3 plus final

Rankings, Record at time and Results

Year	Record	Date	##	Fate	
1961	8-1-1	Final	17	-	
1968	8-1	11/25	19	Lost to ASU	
1973	5-0	10/15	19	Lost to T.Tech	
		8-1	11/12	19	Lost to Air Force
1974	0-0	Pre	17	--	
	0-0	9/9	17	Beat SDSU	
	1-0	9/17	17	Beat Indiana	
	2-0	9/23	15	Beat UNM	
	3-0	9/30	12	Beat UTEP	
	4-0	10/7	12	Beat Utah	
	5-0	10/14	9:	Lost to #17 T.Tech	
	5-1	10/21	16	Lost to BYU	
	9-2	12/2	19	No bowl app	
1975	0-0	Pre	16	--	
	0-0	9/8	17	Idle	
	0-0	9/15	17	Beat Pacific	
	1-0	9/23	15	Beat Wyoming	
	2-0	9/29	17	Beat N'western	
	3-0	10/6	17	Beat UTEP	
	4-0	10/13	13	Beat Texas Tech	
	5-0	10/20	17	Lost to UNM	
	5-1	10/27	17	Beat BYU	
	6-1	11/3	15	Beat # 13 SDSU	
	7-1	11/10	12	Beat CSU	
	8-1	11/17	11	Beat Utah	
	9-1	11/24	12	Lost to #8 ASU	
	9-2	12/1	15	Idle	
	9-2	Final	18	--	
1983	0-0	Pre	14	--	
	2-0	9/12	7	Beat WSU	
	3-0	9/19	4	Beat CSUF	
	4-0	9/26	3	Tied Cal	
	4-0-1	10/3	10	Beat CSU	
	5-0-1	10/10	9	Lost to Oregon	
	5-1-1	10/17	19	Lost to Stanford	
1986	2-0	9/16	17	Beat Oregon	
	3-0	9/23	10	Beat Colorado	
	4-0	9/30	10	Idle	
	4-0	10/7	11	Lost to UCLA	
	4-1	10/14	16	Beat OSU	
	5-1	10/21	15	Beat Cal	

6-1	10/28	14	Lost to #18 USC	
6-2	11/4	17	Beat WSU	
7-2	11/11	14	Idle	
7-2	11/18	14	Beat #4 ASU	
8-2	11/25	12	Lost to Stanford-n	
8-3	12/2	16	Beat UNC	
9-3	Final	11	--	
1989	0-0	Pre	18	Beat Stanford
	1-0	9/5	20	Lost to T.Tech
				Unranked beat #6 Okla
	2-1	9/19	23	Beat Washington
	3-1	9/26	17	Lost to Oregon
				Unranked beat #22 UCLA
	4-2	10/17	22	Beat #15 WSU
	5-2	10/24	17	Beat Pacific
	6-2	10/31	15	Lost to California
	6-3	11/7	25	Lost to #9 USC
	8-4	Final	25	--
1990	1-0	9/11	20	Beat UNM
	2-0	9/18	18	Beat Oregon
	3-0	9/25	16	Lost to California
	3-1	10/2	25	Beat UCLA
	4-1	10/9	21	Lost to OSU
				Unranked beat #15 USC
	5-2	10/23	23	Beat WSU
	6-2	10/30	23	Lost to #5 UW
1992				(Lost at #1 Miami, beat #11 UCLA, beat #8 Stan):
	3-2-1	10/20	21	Beat California
	4-2-1	10/27	17	Beat NMSU
	5-2-1	11/3	12	Beat #1 UW
	6-2-1	11/10	9	Lost to #18 USC
	6-3-1	11/17	16	Lost to ASU
	6-4-1	11/24	23	Idle
	6-4-1	12/1	22	Idle
	6-4-1	12/8	22	Idle
1993	0-0	Pre	14	Idle
	0-0	8/31	13	Beat UTEP
	1-0	9/7	13	Beat UOP
	2-0	9/14	15	Beat Illinois
	3-0	9/21	15	Beat OSU
	4-0	9/28	12	Beat USC
	5-0	10/5	12	Idle
	5-0	10/12	11	Beat Stanford
	6-0	10/19	7	Beat WSU
	7-0	10/26	7	Lost to #15 UCLA
	7-1	11/2	14	Beat Oregon
	8-1	11/9	13	Lost to California
	8-2	11/16	19	Idle
	8-2	11/23	19	Beat ASU
	9-2	11/30	17	Idle
	9-2	12/7	16	Beat #10 Miami
	10-2	Final	10	--
1994	0-0	Pre	7	Idle
	0-0	8/31	7	Beat Ga. Tech
	1-0	9/6	9	Beat NMSU
	2-0	9/13	8	Idle
	2-0	9/20	8	Beat Stanford
	3-0	9/27	6	Beat OSU
	4-0	10/4	6	Lost to #23 CSU
	4-1	10/11	14	Beat #20 WSU
	5-1	10/18	14	Beat UCLA
	6-1	10/25	11	Lost to Oregon
	6-2	11/1	18	Beat Cal
	7-2	11/8	13	Lost to #17 USC
	7-3	11/15	19	Idle
	7-3	11/22	16	Beat ASU
	8-3	11/29	15	Idle
	8-3	12/6	15	Lost #14 Utah
	8-4	Final	20	--
1995	0-0	Pre	19	Idle
	0-0	8/29	19	Beat Pacific
	1-0	9/5	17	Beat Ga. Tech
	2-0	9/12	17	Lost to Illinois

2012 Arizona Football Media Guide

1998	2-1	9/19	25	Lost to #5 USC	Nov. 28, 1981	L	13-24	at #18 Arizona State	Oct. 26, 2002	L	13-21	#9 WSU (FSN)
	0-0	Pre	24	Beat Hawaii	Sept. 18, 1982	L	13-23	#1 Washington	Sept. 6, 2003	L	13-59	#13 LSU (TBS national)
	1-0	9/7	21	Beat Stanford	Oct. 9, 1982	T	24-24	at #8 UCLA	Sept. 20, 2003	L	7-59	at #25 Purdue
	2-0	9/14	16	Beat Iowa	Oct. 16, 1982	W	16-13	at #9 Notre Dame	Sept. 27, 2003	L OT	10-13	#19 TCU (FSNA-KWBA)
	3-0	9/21	16	Beat SDSU	Nov. 13, 1982	L	41-48	#16 USC	Oct. 4, 2003	L	7-30	at #14 WSU (FSNA)
	4-0	9/28	14	Beat #20 UW	Nov. 27, 1982	W	28-18	#6 Arizona State	Nov. 15, 2003	L	0-45	#2 USC (TBS national)
	5-0	10/5	10	Lost to #5 UCLA	Nov. 5, 1983	L	22-23	#20 Washington	Sept. 11, 2004	L	6-23	#17 Utah (FSNAZ)
	5-1	10/12	16	Beat OSU	Sept. 22, 1984	L	26-27	at #12 Louisiana State	Sept. 18, 2004	L	7-9	#20 Wisconsin (FSN)
	6-1	10/19	14	Beat La-Monroe.	Oct. 6, 1984	W	28-14	#19 Oregon	Oct. 23, 2004	L	0-38	#7 California
	7-1	10/26	13	Beat #12 Oregon	Oct. 20, 1984	L	14-17	at #14 USC	Nov. 13, 2004	L	9-49	at #1 USC
	8-1	11/2	10	Beat WSU	Oct. 27, 1984	L	12-28	at #1 Washington	Nov. 26, 2004	W	34-27	#18 Arizona State
	9-1	11/9	9	Beat California	Oct. 5, 1985	W	28-6	#6 SMU	Sept. 17, 2005	L	24-31	#12 Purdue
	10-1	11/16	8	Idle	Nov. 23, 1985	W	16-13	at #20 (coaches) ASU	Oct. 1, 2005	L	0-28	at #12 California (TBS)
	10-1	11/23	7	Beat ASU	Nov. 9, 1985	L	19-24	#14 UCLA	Oct. 8, 2005	L	21-42	at #1 USC (FSN)
	11-1	11/30	6	Idle	Nov. 1, 1986	L	13-20	#18 USC (#14)	Oct. 22, 2005	L	21-28	#15 Oregon
	11-1	12/7	5	Beat #9 Nebraska	Nov. 22, 1986	W	34-17	#4 ASU (TV) (#14)	Nov. 5, 2005	W	52-14	#7 UCLA (FSNW2)
	12-1	Final	4	--	Sept. 26, 1987	L	24-34	at #13 UCLA	Sept. 9, 2006	L	3-45	at #8 LSU (ESPN2)
1999	0-0	Pre	4	Lost to #3 Penn St.	Sept. 17, 1988	L	10-28	at #4 Oklahoma	Sept. 23, 2006	L	3-20	#3 USC (ABC)
	0-1	8/30	15	Beat TCU	Oct. 1, 1988	L	15-38	#3 Southern Cal (TV)	Nov. 4, 2006	W	27-17	at #25 WSU
	1-1	9/6	19	Beat MTennSt	Oct. 15, 1988	W	45-28	#20 Wash.St. (TV)	Nov. 11, 2006	W	24-20	#8 California (ABC)
	2-1	9/12	19	Lost to Stanford	Oct. 22, 1988	L	3-24	#1 UCLA (TV)	Sept. 22, 2007	L	27-45	at #8 Cal (Versus)
2000	(beat #22 USC:				Sept. 16, 1989	W	6-3	#6 Oklahoma	Oct. 13, 2007	L	13-20	at #10 USC (ABC)
	4-1	10/8	22	Beat WSU	Sept. 23, 1989	W	20-17	#11 UW (TV) (#23)	Nov. 15, 2007	W	34-24	#2 Oregon (ESPN)
	5-1	10/15	21	Lost to #7 Oregon	Oct. 14, 1989	W	42-7	#22 UCLA (TV)	Dec. 1, 2007	L	17-20	at #13 ASU (ESPN2)
	5-2	10/22	24	Lost to UCLA	Oct. 21, 1989	W	23-21	at #15 WSU (#22)	Oct. 18, 2008	W	42-27	#25 California (FSNA)
2009	4-2	10/25	23	Beat UCLA	Nov. 11, 1989	L	3-24	#9 USC (TV) (#25)	Oct. 25, 2008	L	10-17	#6 USC (FSN)
	5-2	11/1	21	Beat WSU	Sept. 8, 1990	W	28-16	#11 Illinois	Nov. 22, 2008	L	17-19	#22 Oregon State (Versus)
	6-2	11/8	18	Lost to Cal	Sept. 22, 1990	W	22-17	#23 (coaches) UO (#18)	Dec. 20, 2008	W	31-21	vs. #17 BYU (ESPN), LV
	8-4	12/6	22	Lost to #20 Neb.	Oct. 20, 1990	W	35-26	at #15 USC (TV)	Nov. 21, 2009	L	41-44	#11 Oregon (ABC) 2OT
2010	2-0	9/13	24	Beat #9 Iowa	Nov. 3, 1990	L	10-54	at #5 UW (TV) (#23)	Dec. 5, 2009	W	21-17	at #20 USC (ABC)
	3-0	9/20	20	Beat Cal	Sept. 7, 1991	L	14-38	at #2 Ohio State (TV)	Dec. 30, 2009	L	0-33	vs. #20 Neb. (ESPN)#22
	4-0	9/27	14	Idle	Sept. 21, 1991	L	21-23	#24 California (TV)	Sept. 18, 2010	W	34-27	#9 Iowa (ESPN) #24
	4-0	10/4	9	Lost to OSU	Oct. 5, 1991	L	0-54	at #3 Washington (TV)	Nov. 6, 2010	L	17-42	at #10 Stan. (ABC) #13
	4-1	10/11	17	Beat WSU	Oct. 26, 1991	L	9-36	#2 Miami, Fla.	Nov. 26, 2010	L	29-48	at #1 UO (ESPN) #20
	5-1	10/18	15	Beat Washington	Sept. 26, 1992	L	7-8	at #1 Miami	Dec. 29, 2010	L	10-36	#14 Okla. St. (ESPN)
	6-1	10/25	15	Beat UCLA	Oct. 3, 1992	W	23-3	#11 UCLA (TV)				Alamo
	7-1	11/1	13	Lost to Stanford	Oct. 17, 1992	W	21-6	at #8 Stanford	Sept. 8, 2011	L	14-37	at #9 Okla. St. (ESPN)
	7-2	11/8	18	Lost to USC	Nov. 7, 1992	W	16-3	#1 UW (TV) (#12)	Sept. 17, 2011	L	10-37	#16 Oregon (ESPN)
	7-3	11/15	23	Idle	Nov. 14, 1992	L	7-14	at #18 USC (TV) (#9)	Sept. 24, 2011	L	31-56	#10 Oregon (ESPN2)
	7-3	11/22	20	Lost to Oregon	Oct. 23, 1993	W	9-6	#25 WSU (TV) (#7)				
					Oct. 30, 1993	L	17-37	at #15 UCLA (TV) (#7)				
					Jan. 1, 1994	W	29-0	vs. #10 Miami (TV) (#16)Tempe				

UA Against AP-Ranked Teams (39-97-1)

Date	W/L	Score	Opponent (UA's AP ranking)
Oct. 28, 1967	L	7-42	#10 Indiana
Nov. 30, 1968	L	7-30	#20 ASU (#19)
Dec. 28, 1968	L	10-34	vs. #18 Aub., El Paso (TV)
(Nov. 15, 1969	W	17-16	Utah #20 UPI)
Sept. 19, 1970	L	9-20	at #8 Michigan
Oct. 31, 1970	L	20-23	#7 Air Force
Dec. 5, 1970	L	6-10	#9 Arizona State (TV)
Nov. 2, 1971	L	0-31	at #9 Arizona State
Oct. 7, 1972	L	31-42	at #14 UCLA
Nov. 25, 1972	L	21-38	#18 Arizona State
Nov. 24, 1973	L	19-55	at #13 Arizona State
Oct. 19, 1974	L	8-17	at #17 Texas Tech (#9)
Nov. 8, 1975	W	31-24	at #13 SD State (#15)
Nov. 29, 1975	L	21-24	at #8 Arizona State
Sept. 18, 1976	L	9-37	at #5 UCLA
Oct. 23, 1976	L	27-52	at #8 Texas Tech
Oct. 8, 1977	L	26-32	#17 Texas Tech
Oct. 29, 1977	L	14-34	at #17 Brigham Young
Nov. 26, 1977	L	7-23	at #19 ASU (TV)
Oct. 7, 1978	L	17-21	at #3 Michigan
Oct. 27, 1978	L	14-24	at #10 UCLA
Nov. 4, 1978	L	21-31	at #20 Washington
Nov. 3, 1979	L	7-34	at #3 USC
Dec. 25, 1979	L	10-16	vs. #10 Pitt (TV), Tempe
Oct. 11, 1980	L	10-27	#2 USC
Oct. 25, 1980	L	3-20	#2 Notre Dame
Nov. 1, 1980	W	23-17	#2 UCLA
Sept. 12, 1981	L	18-35	#12 UCLA
Oct. 10, 1981	W	13-10	at #1 USC
Oct. 24, 1981	L	19-34	#16 Wash. State
Oct. 8, 1994	L	16-21	#23 CSU (#6)
Oct. 15, 1994	W	10-7	at #20 WSU (TV) (#14)
Nov. 12, 1994	L	28-45	at #17 USC (TV) (#13)
Dec. 27, 1994	L	13-16	vs. #14 Utah (TV) (#15)Anaheim
Sept. 23, 1995	L	10-31	#5 Southern Cal (TV)
Sept. 21, 1996	L	17-31	at #24 UW (TV)
Nov. 23, 1996	L	14-56	#4Arizona State (FSN)
Sept. 20, 1997	L	20-26	at #9 Ohio State (TV)
Sept. 27, 1997	L	27-40	at #24 UCLA (TV)
Oct. 11, 1997	W	28-22	#16 Stanford (TV)
Oct. 18, 1997	L	28-58	#10 Washington (TV)
Oct. 25, 1997	L	34-35	#10 Wash. St. (TV) OT
Nov. 28, 1997	W	28-16	#12 Ariz. State (TV)
Oct. 3, 1998	W	31-28	at #20 UW (FSN) (#14)
Oct. 10, 1998	L	28-52	#5 UCLA (FSN) (#10)
Oct. 31, 1998	W	38-3	#12 Oregon (FSN synd.) (#13)
Dec. 30, 1998	W	23-20	vs. #9 Neb. (ESPN) (#5)
Aug. 28, 1999	L	7-41	at #3 PSU (ABC) (#4)
Oct. 9, 1999	W	31-24	#22 USC (ABC)
Sept. 9, 2000	L	17-27	#18 Ohio State (FSN)
Oct. 7, 2000	W	31-15	at #22 USC (ABC)
Oct. 21, 2000	L	10-14	at #7 UO (FSN) (#21)
Nov. 4, 2000	L	32-35	at #8 UW (ABC)
Nov. 11, 2000	L	9-33	#10 Oregon State (FSN)
Oct. 6, 2001	L	28-63	#8 *Oregon (FSN)
Oct. 20, 2001	L	28-31	at #15 UW (FSN)Syn
Sept. 21, 2002	L	10-31	at #22 Wisc. (ESPN2)
Oct. 5, 2002	L	14-31	#8 Oregon (FSN)
Oct. 12, 2002	L	28-32	at #22 UW (FSNA)

Arizona Team Offense and Defense By Year (1978-2011, Pac-10, Pac-12 Years)

Pts/PA = points for, points against; KR=kickoff returns; PR= punt returns; F/L=fumbles-lost; FG=A=field goals; attempted; F/D=first downs, P=Punts Sks=Sacks

Year/W/L	Arizona Offense			Opponent Offense			Other Categories			FD/FD	FG/A/FG-A	Sks/Opp	3rd/D/By Opp
	Pts/PA	Att-Rush/TD	Att-C/INT/Pass/TD	Plays-Off	Att-Rush/TD	Att-C/INT/Pass/TD	Plays-Off	KR-yd/Opp	PR-yd/Opp				
1978: 5-6	610-2450-21	159-82-9-1047-9	470-2450-21	769-3497	546-1987-15	231-118-13-1514-9	777-3501	25-465/42-909	33-209/29-140	74-40.5/72-37.8	187/184	34/na	57-158/65-178
1979: 6-5-1	244/243	603-2720-21	215-106-19-1242-7	818-3692	455-1671-14	322-177-19-2357-14	777-4028	33-696/32-693	21-245/23-101	49-38.7/49-41.1	218/228	26/na	84-176/83-177
1980: 5-6	215/275	466-1813-15	265-179-13-1800-10	731-3613	483-1564-19	349-220-12-2680-13	831-4364	40-737/31-351	28-230/26-193	70-39.1/56-38.3	187/238	25/na	48-149/59-174
1981: 6-5	253/205	481-1845-15	342-174-23-2183-15	823-4028	463-1833-14	351-143-16-1600-10	754-3513	33-705/19-395	22-121/24-184	56-42.8/70-39.6	226/190	33/na	64-174/52-166
1982: 6-4-1	311/219	482-1642-16	332-177-14-2531-19	814-4173	413-1299-6	350-203-19-2269-14	763-3568	20-432/23-468	22-144/18-85	66-42.4/70-39.5	211/197	30/na	71-173/55-166
1983: 7-3-1	353/118	468-1551-24	372-198-16-2681-12	840-4232	401-1081-8	356-201-17-2218-11	757-3299	19-326/21-465	39-352/16-108	48-40.1/68-37.8	232/190	25/na	85-178/52-169
1984: 7-4	272/192	495-1372-14	387-168-19-2399-12	832-3771	383-1131-9	385-199-22-2259-10	768-3090	28-499/28-544	29-258/21-173	63-36.4/67-42.3	203/176	58/na	82-189/56-181
1985: 8-3-1	252/146	477-1516-13	331-152-10-1789-7	758-3305	434-1196	314-176-24-1986-5	748-3182	21-383/21-410	18-151/19-32	59-30.4/68-39.3	190/175	41/na	71-172/71-182
1986: 9-3	352/204	559-2410-19	249-127-10-1716-12	808-4126	362-928-9	377-220-17-2538-11	715-3466	32-637/35-720	34-260/17-40	48-39.1/56-38.3	228/198	38/na	76-157/67-174
1987: 4-4-3	263/220	594-2450-22	202-95-14-1613-7	798-4063	441-1472-9	377-201-14-2347-14	863-3889	43-913/36-709	40-349/20-79	51-37.0/67-36.8	212/202	27/na	75-180/74-184
1988: 7-4	279/218	568-2714-25	209-86-9-1265-8	777-3979	464-1534-9	311-184-12-2228-19	775-3762	38-734/44-713	37-248/22-190	53-42.3/60-39.3	221/206	34/na	68-162/72-165
1989: 6-6	248/178	589-2650-21	153-657-898-6	742-3348	418-1603-12	344-203-18-2389-6	762-3992	28-599/31-624	22-152/26-152	58-41.5/47-39.7	192/215	26/20	49-157/71-158
1990: 7-5	267/311	573-2177-26	168-82-6-1168-4	741-3345	424-1544-17	359-184-18-2525-16	783-4069	42-939/46-759	24-250/16-143	62-35.5/57-37.8	176/222	33/29	66-163/70-159
1991: 4-7	248/361	528-2159-23	198-98-16-1253-8	726-3412	530-2399-26	303-167-7-2059-15	833-4458	56-1276/30-514	27-303/28-303	65-36.5/50-37.6	183/244	23/31	58-156/74-166
1992: 6-5-1	232/118	555-1935-18	203-98-7-1217-6	758-3152	384-716-4	363-188-16-2067-5	747-2783	21-416/22-485	49-440/25-83	80-41.8/83-39.2	173/181	40/21	57-182/43-166
1993: 10-2	294/161	569-2281-18	234-114-11-1529-11	803-3810	368-331-5	371-206-11-2275-9	739-2606	26-697/37-525	33-256/21-54	72-37.2/78-41.0	199/162	59/17	65-182/37-174
1994: 8-4	278/190	512-1776-12	302-171-7-2211-14	814-3387	369-718-6	319-170-4-2425-13	688-3143	28-563/44-784	31-238/21-128	59-37.9/73-40.9	225/169	47/27	73-177/48-153
1995: 6-5	207/199	425-1140-7	359-178-12-2247-18	784-3387	448-1399-9	291-138-6-1577-10	739-2976	32-684/30-495	38-358/29-171	80-40.9/83-40.9	189/167	30/34	54-177/58-179
1996: 5-6	310/280	467-1908-15	251-148-7-1828-15	718-3736	469-1160-7	331-190-16-2482-19	800-4242	33-686/36-731	30-293/20-160	63-43.0/65-39.4	183/224	34/39	55-155/73-169
1997: 7-5	317/285	471-1880-13	381-188-10-2546-27	852-4426	411-1164-17	339-179-10-2464-16	750-3628	34-768/38-624	29-257/35-341	79-37.5/76-42.3	226/180	47/25	70-191/59-172
1998: 12-1	439/236	523-2561-34	309-185-11-2278-18	832-5339	416-1233-14	419-200-16-2786-15	835-4019	23-507/58-1144	44-570/25-142	59-41.3/89-40.2	239/218	46/21	72-169/50-183
1999: 6-6	339/364	467-2626-23	366-212-13-3037-19	870-5663	460-1719-22	373-206-5-2814-21	833-4533	38-720/45-1041	29-509/29-274	62-38.5/79-40.7	246/235	36/31	76-178/59-176
2000: 5-6	254/237	470-1695-16	373-127-12-1696-9	743-3391	393-973-12	376-138-6-2519-13	769-3492	32-701/34-753	34-408/26-174	81-36.8/69-40.6	170/183	38/41	47-167/65-181
2001: 5-6	320/377	386-1563-16	368-200-17-2753-21	754-4316	446-1544-19	400-204-14-2838-23	846-4382	37-778/38-851	25-259/29-155	62-37.2/63-38.9	227/240	36/27	59-152/68-172
2002: 4-8	227/310	360-526-7	430-246-14-3477-17	790-4003	508-1942-18	368-214-7-2692-15	876-4634	34-601/34-715	20-332/38-361	69-36.2/57-39.8	215/243	26/52	67-176/80-192
2003: 2-10	181/429	380-1486-10	395-185-23-2204-14	775-3690	552-2169-26	394-241-7-3351-26	946-5520	41-685/23-476	18-931-60-524	98-40.9/60-40.8	169-284	23/19	48-181/81-187
2004: 3-8	164/275	386-1302-9	312-164-11-1876-10	698-3178	414-1363-17	374-217-8-2810-18	788-4173	31-604/19-389	23-191/29-393	76-40.2/50-45.0	172/220	20/22	46-154/64/156
2005: 3-8	252/290	382-1342-11	368-211-16-2522-19	750-3864	440-2021-18	341-200-12-2476-13	781-4497	27-636/14-277	21-227/24-343	61-44.9/61-40.2	213/222	24/21	62-159/52-154
2006: 6-6	199/235	379-1010-11	356-191-14-2024-9	735-3034	369-1436-10	358-221-13-2479-14	727-3915	22-524/14-276	21-260/31-364	77-43.6/59-40.8	173/192	15/31	53-173/59-153
2007: 5-7	336/322	320-921-7	531-332-12-3702-28	851-4623	461-1971-19	452-260-15-2810-17	913-4466	53-1162/47-1156	30-279/20-191	60-43.6/75-41.0	239/246	27/31	62-177/86-199
2008: 8-5	476/277	504-2059-33	412-266-8-3172-24	916-5231	411-1704-18	407-228-16-2365-12	818-4069	47-905/64-1236	33-582/22-233	50-43.5/79-42.2	287/199	24/28	81-175/61-178
2009: 8-5	356/311	430-2251-19	484-301-12-2926-20	914-4999	405-1566-16	421-239-12-2620-19	826-4186	53-1320/56-1178	16-245/17-224	57-41.5/70-41.2	263/222	34/13	77-186/63-179
2010: 7-6	367/295	435-1712-20	524-357-12-4000-25	959-5712	481-1712-16	413-233-9-2719-18	894-4431	48-1103/57-1180	22-129/21-137	54-39.2/71-40.6	308/242	33/32	94-194/81-196
2011: 4-8	369/425	331-1134-17	577-387-15-4334-29	908-5883	411-1939-30	428-282-11-3587-22	839-5526	57-1199/45-1080	14-79/16-217	43-43.5/45-41.0	309/276	10/23	71-164/66-160

NOTE: Team totals 1998 and prior do not include bowl statistics per NCAA guidelines at the time. W/L and points scored do reflect bowl games. Opponent sacks unavailable for some years. Undefined figures highs for the era.

Head Coaches: Tony Mason – 1978-79; Larry Smith 1980-86; Dick Tomey 1987-2000; John Mackovic 2000-03; Mackovic/Mike Hankwitz (last 7 games '03); Mike Stoops 2004-2011 (Tim Kish last 6 G); Rich Rodriguez 2012--

Offensive Coordinators: Jack Jordan 78-79; Steve Axman 80-84; Chris Allen 85; Chuck Stobart 86; Ben Griffith 87-88; Rip Scherer 89-90; Pat Hill 91; Duane Akina 92-95; Homer Smith 96-97; Dino Babers 98-00; Rick Dykes 01-02; Mike Deal 2003; Mike Canales 04-06; Sonny Dykes 07-09; Bill Bedenbaugh/Seth Littrell 10; Seth Littrell 2011; Rod Smith/Calvin Magee 2012--

Defensive Coordinators: Bob Valesente 78-79; Moe Ankony 80-86; Larry Mac Duff 87-96; Rich Ellerson 97-00; Mac Duff 01-02; Mike Hankwitz 03; Mark Stoops 04-09; Tim Kish/Greg Brown 10; Tim Kish 2011; Jeff Casteel 2012--

Strength Coaches: Bob Davie 1978-79; Mike Jones 82-84; Meg Ritchie 85-93; Dan Wirth 94-2000; Brad Arnett 01-03; Corey Edmond 04-11; Chris Allen 2012--

2012 Arizona Football Media Guide

Arizona Football Traditions

Here is a sampling of some of the University of Arizona's top athletics traditions.

"Bear Down"

The University of Arizona's most memorable athletic tradition is the slogan "Bear Down," given to the Wildcat teams by John "Button" Salmon, student body president and varsity athlete, shortly before he died in 1926 following an auto accident. Button Salmon's last message to his teammates, spoken to J.F. "Pop" McKale, coach and athletic director, was, "Tell them... tell the team to bear down." A memorial to Salmon was erected in 1986 and is the centerpiece of Bear Down Plaza outside the southwest corner of McKale Center. Students painted the slogan on the roof of University Gymnasium shortly after Salmon's death, and it has since been known as Bear Down Gym. UA's fight song, "Bear Down, Arizona," was written by former UA marching band director Jack Lee and is a part of every major UA sports event. A highway memorial to the Bear Down tradition was dedicated in spring 2008 at Florence, Ariz., near the spot where Salmon was tragically injured.

"They Fought Like Wildcats"

In 1914, a student correspondent for the Los Angeles Times, covering the Arizona-Occidental football game at Occidental, penned: "The Arizona men showed the fight of wildcats." After reading the dispatch of the game back in Tucson, the student body quickly supported a move to call all Arizona athletic teams the "Wildcats" instead of the "Varsity." The writer, the late Bill Henry, who later became a renowned Times columnist and war correspondent, was honored as the "Father of the Arizona Wildcats" at the 50th Homecoming in 1964.

Cardinal & Navy

Until the University fielded its first football team in 1899, the school colors were sage green and silver. However, the student manager at the time, Quintus J. Anderson, was able to strike a particularly good deal with a local merchant for game sweaters of solid blue with red trim. He then wrote a request that the colors be adopted. His suggestion was approved, and it's been Cardinal Red and Navy Blue ever since for Arizona uniforms.

Territorial Cup

In summer 2001, officials at Arizona and Arizona State received NCAA Division I-A designation for the 1899 Territorial Cup as the oldest trophy for a rivalry game in America. The annual Arizona-Arizona State winner obtains possession of the Cup for its hall of fame, a replica goes to the winning school's president's office, and two later trophies used over the years in the hard-fought rivalry are awarded to the winning coach and the Most Valuable Player. On Thanksgiving Day in 1899, then Arizona Territorial Normal School defeated Arizona 11-2 in front of a reported 300 fans, and the Cup had its first curator. But over the years, the silver-plated antique prize was misplaced and supplanted by various other awards for the Big Game -- the Governor's Trophy (1953-1979), a "Victory" sculpture by artist Ben Goo, and a Saguaro Trophy, among others. To ensure the safety of the original trophy, the actual Territorial Cup will be moved from one school to the other only under escort and the supervision of gloved archivists. The Ben Goo Trophy, awarded from 1979 to 1998 as the game trophy, became the Bob Moran Most Valuable Player award in 2008, selected each year by covering media, in honor of the rivalry's late sportswriter. The Saguaro Trophy, a smaller bronze piece commissioned from artist Dora Perry in 1998, goes to the winning coach in the series.

"A" Mountain

Situated on Sentinel Peak (elevation 2,885 ft.) west of the city, the 160-foot high by 70-foot wide rock and mortar block "A" was constructed by UA students between Nov. 13, 1915 and March 4, 1916, in commemoration of Arizona's 7-3 upset football victory at Pomona in October 1915. For decades, freshmen students whitewashed the "A" in weekend ceremonies around the first day of school each fall. Currently the 'A' sports coats of red, white and blue.

Arizona Bowl Game History

UA In the Bowls (6-9-1)

1921	Christmas Classic, San Diego	Centre (Ky.) 38, Arizona 0
1949	Salad Bowl, Phoenix	Drake 14, Arizona 13
1969	Sun Bowl, El Paso	Auburn 34, Arizona 10
1979	Fiesta Bowl, Tempe	Pittsburgh 16, Arizona 10
1985	Sun Bowl, El Paso	Arizona 13, Georgia 13
1986	Aloha Bowl, Honolulu	Arizona 30, North Carolina 21
1989	Copper Bowl, Tucson	Arizona 17, N.C. State 10
1990	Eagle Aloha Bowl, Honolulu	Syracuse 28, Arizona 0
1992	John Hancock Bowl, El Paso	Baylor 20, Arizona 15
1993	IBM OS/2 Fiesta Bowl, Tempe	Arizona 29, Miami 0
1994	Freedom Bowl, Anaheim	Utah 16, Arizona 13
1997	Insight.com Bowl, Tucson	Arizona 20, New Mexico 14
1998	Culligan Holiday Bowl, San Diego	Arizona 23, Nebraska 20
2008	Pioneer Las Vegas Bowl, Las Vegas	Arizona 31, BYU 21
2009	Pacific Life Holiday Bowl, San Diego	Nebraska 33, Arizona 0
2010	Valero Alamo Bowl, San Antonio	Oklahoma St. 36, Arizona 10

1921 East-West Christmas Classic - Centre (Ky.) 38, Arizona 0

SAN DIEGO, Calif.—A dominating squad from Centre (Ky.) College splashed to a 38-0 victory over Arizona in front of several thousand rain-soaked fans, spoiling Arizona's first-ever bowl game appearance.

The Praying Colonels held the Cats to zero first downs in the first half, and Arizona was unable to maintain a good drive throughout the game.

Centre's Red Roberts, one of Walter Camp's first All-America ends, scored the first touchdown five minutes into the match. Later, All-American Alvin (Bo) McMillin went over the right tackle for another score. Centre led 18-0 at the half.

The second half was much the same, as Centre dominated every phase. Just as Arizona was mounting a drive late in the third stanza, an interception ended Western hopes, and the Wildcat defense was unable to halt the potent Eastern attack. Centre's Herb Covington scored on a punt return and a sweep to seal the victory.

1949 Salad Bowl - Drake 14, Arizona 13

PHOENIX, Ariz.—Arizona couldn't overcome crucial mistakes, and the Drake Bulldogs triumphed, 14-13, before a crowd of 14,000 in nostalgia-filled Montgomery stadium.

The feisty Midwesterners were outgained by coach Miles Casteel's troops, 355 yards to 206, but the Cats had two fumbles and an interception that ended any hope for a victory. Drake built a 14-7 halftime lead on the strength of Frank Metzger's 1-yard run and Floyd Miller's interception of Ed Wolgast for a 20-yard score. The Cats got on the board with a 15-yard Wolgast rollout.

Arizona roared back in the second half, as running back Charlie Hall romped 79 yards with the third quarter kickoff. The Cats failed to score on their first thrust after the thrilling return, but after an exchange of punts, the durable Wolgast tallied his second touchdown.

Drake carried the luck on this afternoon. Arizona's Winfred Tackett, one of the Border-Conference's top extra-point kickers, booted the pigskin against the left upright, the ball bounced away from the goal posts, and Drake escaped with a one-point margin.

Wolgast finished the day with 133 yards rushing, eight yards more than Drake's team total.

1968 Sun Bowl - Auburn 34, Arizona 10

EL PASO, Texas—Arizona battled Auburn on even terms for one half, but within a period of seven minutes in the second half, the Tigers scored 24 points to crush the Wildcats, 34-10, before 32,302 weather-beaten fans and a national television audience in the 34th annual Sun Bowl.

Auburn had taken the lead, 10-0, on a John Riley 52-yard field goal, tying a Sun Bowl record, and a 65-yard touchdown pass from All-SEC quarterback Loran Carter to Mickey Zofko. But the Cats were fit to be tied as Steve Hurley booted a 37-yarder after both teams exchanged turnovers. Arizona held Auburn on fourth down with under two minutes left in the half, and Arizona's Bruce Lee went to work. Two first-down pass completions set up a 12-yard toss to Hal Arnason in the end zone, tying the score 10-10 at the half.

In the third quarter, Auburn took the lead and didn't look back as Tommy Taylor scampered nine yards to put the Tigers up 17-10. Then Buddy McClinton intercepted Lee for the third time in the game and raced 32 yards to score. Auburn's next possession produced a dazzling Carter to Tim Christian 42-yard touchdown pass. Riley then kicked a 41-yard field goal to secure the victory with 11:14 left.

Auburn's Buddy McClinton was voted MVP of the game, and All-America tackle Dave Campbell was honored as the outstanding lineman.

1979 Fiesta Bowl - Pittsburgh 16, Arizona 10

TEMPE, Ariz.—The 10th-ranked Pittsburgh Panthers survived a late rally and hung on to defeat Arizona, 16-10, in the 1979 Fiesta Bowl.

A national television audience was able to watch superb defensive play on both sides. Arizona's defense held Pitt to 299 yards, while the offense dented the Panther's nationally-ranked defense for 317 yards.

Pitt led 6-0 at halftime on the strength of 46- and 36-yard field goals by the game's most valuable offensive player, Mark Schubert. Arizona moved the ball well, but couldn't get the one big play it needed. The Cats drove to Pitt's 37, 26 and 22, but came up empty each time.

The Cats' trouble came on key plays. Midway through the first period, they were stopped on fourth-and-two at the Pitt 21. Arizona managed to get on the board late in the third period on a 38-yard field goal by Brett Weber, but Pitt answered with a touchdown to expand its lead to 13-3.

The Panthers appeared to have wrapped up the game when Schubert kicked his third field goal of the day with 8:02 left. But the Cats reached into their bag of tricks to get back in the game. From the Pitt 47, full-back Hubie Oliver took a pitch and launched a pass down field to Greg Jackson who caught it at the Panther one. Oliver scored on the next play.

The outcome was in doubt until Terry White picked off a Jim Krohn pass with :58 remaining. Arizona's David Liggins was voted the game's most valuable defensive player on the strength of two key interceptions of Dan Marino passes to thwart Panther drives.

2012 Arizona Football Media Guide

1985 Sun Bowl - Arizona 13, Georgia 13

EL PASO, Texas—Arizona and Georgia each failed on late field goal attempts leaving the teams tied, 13-13, and the record Sun Bowl crowd of 52,203 going home with an empty feeling.

The teams battled on even terms for a half with Georgia's Steve Crumley booting a 37-yard field goal and Arizona's Max Zendejas adding a 22-yarder after an apparent Arizona touchdown was nullified by penalty.

The third quarter belonged to coach Larry Smith's troops, who drove 34 yards with the second-half kickoff before Zendejas nailed a 52-yard field goal. The Wildcats expanded the margin to 13-3 with 3:30 left to play in the stanza, as Martin Rudolph picked off a James Jackson pass and bolted 35 yards for a touchdown.

Georgia took the ensuing kickoff and drove to the Arizona 28, where Davis Jacobs kicked a 45-yarder to begin the Bulldog rally. Two plays later, James De-Bow fumbled, and Georgia's Tony Flack recovered to set up Lars Tate's game-tying 2-yard run. Jacobs missed a 44-yarder with 1:14 to play. The Cats then used a 25-yard David Adams run to give Zendejas a 39-yard try with :10 remaining. However, his attempt was wide-right and short.

Zendejas and Georgia center Peter Anderson won outstanding player honors. Arizona finished the season at 8-3-1, while Georgia wound up 7-3-2.

1986 Aloha Bowl - Arizona 30, North Carolina 21

HONOLULU, Hawaii—Arizona capitalized on big defensive plays to coast to its first-ever post-season victory, 30-21, over North Carolina. All-America free safety Chuck Cecil was the ring-leader of the Cat defense that forced five fumbles with bone-jarring hits.

The Arizona offense showed spark as well. David Adams closed his sterling career with 81 yards rushing and a touchdown and three catches for 77 yards. Offensive MVP Alfred Jenkins finished 12-of-28 passing for 187 yards and a score.

But it was coach Larry Smith's defense which made the big plays to set up points. A Jim Birmingham fumble recovery led to a 31-yard Gary Coston field goal to begin the attack. Later, Boomer Gibson partially blocked a punt, and the Cats put seven more on the board with an Adams one-yard scamper. Danny Lockett's sack of Mark Maye caused a fumble, and the Cats cashed in with another Coston three-pointer for a 13-0 halftime lead.

It was more of the same in the third quarter. Arizona's Jeff Valder booted a 52-yard field goal to set an Aloha Bowl record. Then Cecil clobbered Jonathan Hall, and Jerry Beasley recovered the subsequent fumble at the Tar Heel 30. Jenkins found Jon Horton from 13 yards out for the quick score. Another Tar Heel fumble led to Greathouse's five-yard scoring run, and the Cats were in control.

1989 Copper Bowl - Arizona 17, North Carolina State 10

TUCSON, Ariz.—Arizona cashed in on big plays to defeat North Carolina State, 17-10, before an Arizona Stadium crowd of 37,237 in the inaugural Copper Bowl. The Wildcats were dominated statistically, 310 yards to 130 yards including a season-low 50 yards on the turf. However, two unlikely heroes, Olatide Ogunfeditimi and Scott Geyer, made the big plays to pull out the victory.

In the first stanza, neither team could sustain drives, but the Cats got on the board first as Ronald Veal found a double-covered Ogunfeditimi 37 yards down field for a 7-0 advantage. The second quarter proved more magical as Geyer, the Defensive MVP, intercepted Shane Montgomery and raced 85 yards for a score.

But the Wolfpack had a magic wand of their own as Montgomery, the Offensive MVP, capped a 56-yard, nine-play drive with a four-yard touchdown toss to fullback Todd Varn to cut the lead, 14-7. The half ended with a Gary Coston 34-yard field goal. Score: 17-7.

The second half included a Damon Hartman 43-yarder to inch the Pack closer, 17-10. However the New Year brought a little luck to the Cats, as Montgomery just missed a diving Chris Williams over the middle for the possible tying touchdown with 1:02 left.

Arizona Dick Tomey notched a victory in his first-ever bowl game in 13 years as a head coach. The Wildcats finished 8-4 on the season, and the Wolfpack closed at 7-5.

1990 Eagle Aloha Bowl - Syracuse 28, Arizona 0

HONOLULU, Hawaii—Marvin Graves ran for two touchdowns and passed for another score as Syracuse embarrassed Arizona, 28-0, in the ninth Eagle Aloha Bowl game in rain-drenched Aloha Stadium.

Graves scored on a pair of 5-yard runs and threw 47 yards to Terry Richardson and 6 yards to Chris Gedney as the Orangemen ran their record to 7-4-2. Arizona fell to 7-5. The shutout snapped Arizona's 214-game scoring streak, the second longest scoring streak in NCAA history. The last time the Cats were shut out was a 31-0 defeat by Arizona State in 1971.

The Orangemen drove 65 yards in 13 plays following the opening kickoff with Graves scoring on a quarterback draw from the five with 8:35 left in the first quarter.

Syracuse made it 14-0 with 2:22 remaining in the half as Richardson slipped behind the Cat pass defense for an easy 47-yard reception. Arizona tried to get back into the game in the third quarter, twice reaching the Orangemen 35-yard line. But both drives died, and Syracuse put the game away in the fourth quarter with two long marches.

Graves was selected as Syracuse's most valuable player, and cornerback

Todd Burden, who had two interceptions and caused a fumble, was selected as Arizona's most valuable player. The week-long inclement weather put a damper on many activities and caused many ticket purchasers to stay at home. There were 32,217 tickets sold but only 14,185 attended the game.

1992 Hancock Bowl - Baylor 20, Arizona 15

EL PASO, Texas—Arizona's defense lived up to its billing on all but two plays; those spelled doom as Baylor's big scoring passes helped beat the Cats, 20-15, in the John Hancock Bowl.

UA, which unleashed a no-huddle, wide-open passing attack, opened scoring with a Steve McLaughlin first-quarter field goal and increased the lead to 10-0 with a 65-yard scoring drive capped by a George Malauulu quarterback draw for seven yards mid-way through the second quarter.

BU halfback Brandell Jackson hit Melvin Bonner for a 61-yard strike three minutes later, but Arizona answered with a 14-play drive to set up another McLaughlin field goal and take a 13-7 halftime lead.

The Bears, held to 47 yards rushing, went to the air and struck again with another Bonner TD catch for 69 yards from QB JJ. Joe. Shortly into the fourth period, the Bears capitalized on two Arizona fumbles in UA territory and cashed them in for two Terry Weir field goals and a 20-13 lead.

With time running out, Arizona held BU deep on fourth-and-eight, and punter Rhett Delaney took an intentional safety at 0:31. A Chuck Levy 27-yard kickoff return put the Cats in decent shape, and UA drove to the Baylor 28. Two passes from Malauulu into the end zone were incomplete although Heath Bray nearly snagged the game winner on the first try.

1994 IBM OS/2 Fiesta Bowl - Arizona 29, Miami 0

TEMPE, Ariz.—Arizona's heralded "Desert Swarm" defense lived up to its name, and the Cats' offensive attack nearly named its own price as UA thumped No. 10 Miami, 29-0, in IBM OS/2 Fiesta Bowl XXIII.

The convincing victory was the bowl's only shutout in its 23-game history.

UA ran for 257 yards and one touchdown, passed for 152 yards and two touchdowns, had three Steve McLaughlin field goals and held Miami to 182 yards in total offense. The Wildcats' swarming defense limited the Canes to Fiesta Bowl record-lows of 22 rushes and 35 yards, plus picked off three Miami passes and sacked the quarterback four times.

Tailback Chuck Levy ran for 142 yards including a 68-yard scoring dash and earned Fiesta Bowl offensive MVP honors, while defensive end Tedy Bruschi recorded a sack and earned defensive MVP honors for UA.

UA jumped to a quick lead on its first possession, driving 75 yards with Dan White throwing a 13-yard TD pass to Troy Dickey. Arizona never looked back.

The Canes' total offense was the second-lowest in Fiesta Bowl history, and the Arizona margin of victory was the second-largest in bowl history. Arizona enjoyed a time of possession advantage of 37:20 to 22:40 for Miami, another bowl record. Miami's frustration was typified by its first possession, starting at its own 37-yard line. Three plays later the Canes punted on fourth-and-41 from their own 6-yard line.

The game gave UA its first 10-victory season in 90 years of football, and its strong showing earned the Cats a No. 9 final ranking in the coaches poll and No. 10 in the media poll.

1994 Freedom Bowl - Utah 16, Arizona 13

ANAHEIM, Calif.—Utah used a 72-yard kickoff return to set up the winning touchdown, as the Utes upset No. 14 Arizona in the 11th annual Freedom Bowl, 16-13. A crowd of 27,477 watched as the Cats used a stifling defense to hold Utah to only 75 yards of total offense.

Arizona quarterback Dan White connected with Ontiwaun Carter from 23 yards out to give the Cats the early lead. After a White fumble deep in Arizona territory, Utah running back Charlie Brown scampered in from six yards out to tie the score.

After a 44-yard field goal by Steve McLaughlin, the Cats had first-and-goal at the Utah 2-yard line, but two dropped passes by Tim Thomas and then Lamar Lovett in the end zone forced the Cats to kick a 20-yard field goal. Late in the fourth quarter with Arizona leading 13-7, and Matt Peyton having to punt from his own end zone, the Cats gambled and took a safety as Peyton stepped out of the back of the end zone.

On the ensuing kickoff, Cal Beck returned the ball to the Arizona 5-yard line. The Wildcat defense held the Utes on three straight downs to set up a fourth-and-goal. Quarterback Mike McCoy scrambled out of the pocket and was in the grasp of Chuck Osborne but managed to get the pass off and found Kevin Dyson in the corner of the end zone for the winning score. A final UA drive ended in an interception.

The Cats recorded six sacks on the day, three of them by Tedy Bruschi, who earned Defensive MVP honors. Chuck Osborne had two sacks, and Sean Harris led the team with nine tackles.

1997 Insight.com Bowl - Arizona 20, New Mexico 14

TUCSON, Ariz.—Four Wildcat interceptions helped seal a hard-fought victory for Arizona over New Mexico in the ninth Insight.com Bowl, 20-14, before a crowd of 49,385 in the Cats' house, Arizona Stadium.

UA ran over the Lobos, using a 209-yard running attack featuring the quick-

2012 Arizona Football Media Guide

er Trung Canidate and the bruising style of Kelvin Eafon on 43 of the team's 81 plays. Canidate was named the game's Most Outstanding Offensive Player with 97 yards and a touchdown on 24 carries, while Eafon earned the game's Most Valuable Player award for his 75 yards and two touchdowns on 19 totes. Thirteen of his rushes came in the fourth quarter when Arizona used ball possession to turn back New Mexico efforts at a game-winning touchdown.

Arizona picked off four passes by UNM's Graham Leigh—one in the first quarter by cornerback Chris McAlister, two in the third quarter by backup corner Kelvin Hunter and strong safety Rashee Johnson, and one in the fourth stanza by cornerback Kelly Malveaux, who returned the ball 44 yards just as the Lobos were crossing midfield. It was Malveaux's first interception of the year. Arizona outside linebacker Jimmy Sprotte earned the bowl's Most Outstanding Defensive Player honor with nine tackles including four hits for losses of 12 yards. Inside linebacker Marcus Bell was the Cats' leading tackler with 10.

Arizona coach Dick Tomey gave fifth-year senior QB Brady Batten the start in the game. An injury early in the year cost him a shot at the every-day spot. He played all but the fourth quarter, when the nominal No. 1 guy for most of the year, Ortege Jenkins, came on.

1998 Culligan Holiday Bowl - Arizona 23, Nebraska 20

SAN DIEGO, Calif.—Arizona's defense held the storied Nebraska option rushing attack to 87 net yards, and the No. 5-ranked Wildcats cranked up some tough-guy rushing of their own to score 14 fourth-quarter points and beat the No. 14 Cornhuskers, 23-20, in the 21st annual Culligan Holiday Bowl.

The Cats secured the school's finest record in history and earned enough acclaim through their efforts in the game — the most watched of any college bowl game in ESPN history — to earn a final No. 4 ranking in both the Associated Press and USA Today/ESPN polls.

Unanimous All-America cornerback Chris McAlister cemented his reputation with an outstanding effort, intercepting two passes, one which turned the Huskers back on their final come-back try with less than four minutes remaining. He also had a 78-yard reverse punt return called back because of a questionable blocking call against Derek Hall.

Arizona trailed 13-9 at the half, and both teams struggled through five possessions in the third quarter before UA's Dennis Northcutt gave the Cats some decent field position with a 16-yard punt return to start a 10-play scoring drive. Trung Canidate rushed five times for 37 yards in the span, and Keith Smith completed passes of five yards to Northcutt and Paul Shields and topped it off with a 15-yard strike to Brad Brennan for the score.

Nebraska answered, though, and reclaimed the lead at 20-16 with an eight-play, 88-yard drive, almost exclusively through the air.

With 10 minutes remaining, Smith opened UA's next drive with a seven-yard pass to Shields, then the Cats ran the ball eight straight times for the nine-play, 68-yard drive which netted the final score on a Kelvin Eafon one-yard plunge. Smith had runs of 20, eight and eight yards to set up the score.

UA halted the Huskers with McAlister's second pick and then later used enough clock with a first down to force Nebraska to get the ball back with 34 seconds remaining. One short completion and three incompletions, and the game was over.

Canidate ran for 101 yards on 22 carries. Smith, who completed 11-of-19 passing for 143 yards and ran for 25 more, was named Holiday Bowl Offensive MVP. UA's Mark McDonald, who was 8-17 in field goals during the regular season, was a big key with a perfect 3-for-3 day, including a career-long 48-yarder. NU outgained the Cats, but UA won the turnover battle and kicking game.

2008 Pioneer Las Vegas Bowl - Arizona 31, BYU 21

LAS VEGAS-- Arizona capped its best season in nine years with a solid effort against No. 17 Brigham Young, beating the Cougars 31-21 in the Pioneer Las Vegas Bowl.

The Cats took the first lead, set up by a 71-yard pass from Willie Tuitama to Terrell Turner, added a Jason Bondzio 31-yard field goal a third of the way into the second quarter.

Tuitama fumbled a low snap on the first play of the second half and BYU took a 14-10 lead four minutes into the frame with the gift 27-yard drive. After that, Arizona stalled once, missing a 3rd-and-1 opportunity, but turned right around for a defensive three-and-out and two plays later Tuitama's 37-yard pass to Delashaun Dean struck put the Cats back in the lead.

The Cougs fought back with a 12-play, 39-yard drive, but missed a long field goal attempt. Tuitama hit successive passes of 19 and 17 yards, and after a five-yard gain by Nic Grigsby fired one down the seam to a streaking Chris Gronkowski for a 27-yard score, making it 24-14 at the end of the period.

Five minutes into the final period, Wildcat cornerback Marquis Hundley manned up and intercepted BYU's Max Hall in the end zone, taking it out to the UA 18 yard-line. Tuitama led a seven-play, 82-yard drive, sparked by a 27-yard run by Grigsby and a 23-yard pass to Turner, and then ran it in himself from six yards out for a 31-14 lead. Again the Cougars showed some of their 17th-ranked gumption, using eight Hall passes and two of his runs to get into the end zone quickly, and recovered an ensuing onside kick at the UA 48 yard-line. Hall drove BYU 28 yards, but Mitch Payne's field goal attempt banged off the left upright with 2:07 left.

The Cats ran the ball four times and then Tuitama scootched a three-yard

pass to Mike Thomas on the final play of the game, giving the latter the Pac-10 career receiving record with his 259th reception as time expired. Dean led UA with seven catches for 88 yards to help Tuitama complete 24 of 35 throws for 325 yards and the game's MVP award.

2009 Pacific Life Holiday Bowl - Nebraska 33, Arizona 0

SAN DIEGO—No. 20 Nebraska showed it was more than two ranking spots ahead of No. 22 Arizona by throttling the Wildcats, 33-0, in the Holiday Bowl.

After developing a reputation for high-scoring games and crazy finishes, the bowl got the first shutout in its 32-year history. Zac Lee threw a 74-yard touchdown pass to Niles Paul in the third quarter to highlight the win, but it was only one moment in a dominating effort.

The coaches expected a defensive game, and the Huskers delivered, earning their first shutout in 46 bowl appearances, plus held UA to 109 net yards. Arizona quarterback Nick Foles was harassed all night and had one of his toughest outings of the year, finishing with nine completions in 30 attempts, for a miniscule 48 yards.

The Wildcats had the ball fourth-and-3 at the Nebraska 8-yard line with 1:41 to go, and eschewed a field goal, with safety P.J. Smith batting down Foles' pass to preserve the shutout. Nebraska free safety Matt O'Hanlon intercepted Foles on the third play from scrimmage and returned it 37 yards to the Arizona 5. Lee scored on a 4-yard run two plays later. It was the fastest score in Holiday Bowl history, coming just 75 seconds in.

Nebraska (10-4) got its first 10-win season since 2003. Nebraska's Alex Henery set a Holiday Bowl record with four field goals, from 47, 50, 41 and 22 yards. Arizona finished 8-5. NU coach Bo Pelini earned bragging rights in Youngstown, Ohio, where he and UA coach Mike Stoops grew up and played at Cardinal Mooney High.

2010 Valero Alamo Bowl - Oklahoma State 36, Arizona 10

SAN ANTONIO—No. 14 Oklahoma State kept Arizona's offense out of the end zone and used four Wildcat turnovers to spoil the Pac-10's first game in the bowl since its early years.

Arizona outgained the Cowboys 370 to 312 yards, holding the vaunted OSU offense some 200 yards under its average. After an initial stop, however, Bug Wright fumbled the first punt of the game and gave OSU a short field for a 26-yard drive and the lead. The Cats were stopped on their next possession and OSU's Brandon Weeden connected on a 71-yard toss to Justin Blackmon to add to the lead.

UA answered with a 63-yard drive to cut it to 14-7. After an exchange of possession a short UA punt set the Cowboys up at midfield and OSU settled for the first of three Dan Bailey FGs. On Arizona's ensuing drive, Nick Foles was intercepted by Markelle Martin and returned 62 yards for a score. Bailey missed the kick and it was 23-. UA took the ball inside the OSU 40 yard-line three times but could not score before halftime.

UA showed some life with an Alex Zendejas field goal in the third quarter to make it 23-10 but OSU answered with its longest drive of the night to make it 30-10. Another Foles' interception near midfield set up a second Bailey field goal. Zendejas missed a 34-yarder minutes later in the fourth period, and Bailey knocked one home again for the final score. UA drove to the OSU 9 yard-line but could not cash in on 3rd- and 4th-and-1.

The Cats had 25 first downs to 17 by the Cowboys, held a 15-minute edge in time of possession but were one for three in the red zone, were sacked five times (to zero for UA), and suffered three interceptions and the fumbled punt for -4 turnover margin.

Receiver David Douglas took home the Fred Jacoby Sportsmanship Award for a 6-catch, 91-yard evening while the bowl offensive MVP award went to Blackmon for eight receptions for 112 yards and two scores, and the defensive MVP honor went to OSU defensive back Martin for his key INT.

Pac-12 Conference, The Conference of Champions

Built on a firm foundation of academic excellence and superior athletic performance, the Conference ushered in a new era on July 1, 2011, officially becoming the Pac-12 Conference with the additions of the University of Colorado and University of Utah.

Just 27 days after the Conference officially changed its named, Commissioner Larry Scott announced the creation of the Pac-12 Networks on July 27, 2011, solidifying a landmark television deal and putting the Conference on the forefront. The Networks, including one national network and six regional networks, in conjunction with four of the nation's largest cable operators, marked the first time a U.S. collegiate conference or any other programmer has launched a collection of networks across a variety of platforms, rather than a sole network. In addition, the "TV everywhere" rights will allow fans to access coverage outside the home on any digital device, including smartphones and tablet computers.

On the field, the Pac-12 rises above the rest, upholding its tradition as the "Conference of Champions"®, claiming an incredible 119 NCAA team titles since 1999-2000, including nine in 2012-13. That is an average of over nine championships per academic year. Even more impressive has been the breadth of the Pac-12's success, with championships coming in 28 different men's and women's sports. The Pac-12 has led or tied the nation in NCAA Championships in 46 of the last 52 years. The only exceptions being in 1980-81, 1988-89, 1990-91 and 1995-96 when the Conference finished second, and only twice finished third (1998-99 and 2004-05).

For the seventh-consecutive year, the Pac-12 had the most NCAA titles or tied for the most of any conference in the country, winning at least six every year since 2000-01. No other conference has won double-digit NCAA crowns in a single year, the Pac-12 doing so six times, including a record 14 in 1996-97.

Spanning nearly a century of outstanding athletics achievements, the Pac-12 was the first conference to reach 400 championships in 2010-11. With the inclusion of Colorado and Utah, the Conference surpassed another major milestone, with league teams capturing 450 titles, outdistancing the next conference by nearly 200. In all, Conference teams have won 451 NCAA Championships (306 men's, 145 women's).

The Conference's reputation is further proven in the annual Learfield Sports Directors' Cup competition, the prestigious award that honors the best overall collegiate athletics programs in the country. Stanford continued its remarkable run and won its unprecedented 18th-consecutive Directors' Cup in 2011-12. For the second-straight year, six of the top 25 Division I programs were Pac-12 member institutions: No. 1 Stanford, No. 3 UCLA, No. 7 USC, No. 11 California, No. 19 Arizona and No. 24 Oregon. With three teams in the top 10, it was the most of any conference.

The new era of the Pac-12 Conference and 2011-12 campaign kicked off with the Conference's first-ever Pac-12 Football Championship game, pitting Oregon for the North Division and UCLA from the South Division. The Ducks won the inaugural championship game, 49-31, in front of a sold-out stadium (59,376) in Eugene, Ore.

The Conference's nine national titles came in the form of five women's and four men's crowns. Six different league schools claimed NCAA titles and, of the five NCAA institutions to have won multiples titles, three were from the Pac-12.

California, Stanford and USC each won two NCAA Championships. The Golden Bears swept the men's and women's swimming and diving crowns for the second-consecutive year; the Cardinal raised the national championship trophy for the first time ever in women's soccer and added a second-consecutive crown in women's water polo; while the Trojans won their fourth-straight men's tennis and men's water polo crowns.

Arguably the best women's volleyball conference in the country, UCLA brought home the national title, the Pac-12's first in the sport in six years. Oregon also continued its remarkable streak in women's indoor track, winning a third-straight crown. And Arizona won its first



baseball crown in over a quarter century as it claimed the Conference's ninth of the year.

In addition to the nine national championships, the Pac-12 also had runners-up in eight NCAA Championship events: women's volleyball (USC), cross country (Washington), men's water polo (UCLA), skiing (Utah), women's tennis (UCLA), women's track & field (Oregon), men's volleyball (USC) and women's water polo (USC). Overall, the Conference had 39 teams finish in the top four at 25 NCAA Championship events.

Participation in the postseason was a common occurrence for the Pac-12 in 2011-12. Of the 22 sports sponsored by the Conference, 14 witnessed at least half its teams participating in NCAA or other postseason action. The men sent 53 of a possible 101 teams into the postseason (52.4 percent), while the women sent 67 of a possible 113 teams (59.3 percent).

The Conference experienced continued success in football as the league sent two teams to BCS Bowl games for the second-straight year. Overall, seven teams went to bowls games. Oregon claimed its 10th Pac-12 crown in the sport, winning the Conference's first-ever Football Championship Game, and claimed a spot in the Rose Bowl. Meanwhile, Stanford (Totitos Fiesta Bowl), Arizona State (MAACO Las Vegas Bowl), California (Holiday Bowl), Washington (Valero Alamo Bowl), Utah (Hyundai Sun Bowl) and UCLA (Kraft Fight Hunger Bowl) also earned bowl bids. Oregon and Stanford were ranked in the top-5 of the Associated Press' poll at season's end, finishing fourth and fifth, respectively.

Conference newcomer Colorado won the Pac-12 Tournament men's basketball title and represented the league in the NCAA Tournament. Regular-season champion Washington and Stanford headed to the NIT where the Cardinal put together an impressive run that resulted in the Pac-12's sixth-ever NIT title. The Huskies advanced to New York City, but fell in the semifinals. The Conference's 10-3 record in NIT play were the most wins ever by Pac-12 teams in the nation's oldest tournament. Washington State narrowly missed out on becoming the third Pac-12 team in four years to capture a postseason title in the College Basketball Invitational (CBI), advancing to the championship series be-

2012 Arizona Football Media Guide

fore falling, two games to one.

On the women's side, two teams competed in the NCAA Tournament and five others competed in the WNIT. Stanford made its fifth-consecutive NCAA Women's Final Four appearance after winning its sixth-straight Pac-12 Tournament crown. California made a return to the postseason after a two-year absence. With Colorado and Washington advancing the furthest in the WNIT, Pac-12 teams went 12-4 in the postseason in games against non-Conference opponents.

The Conference has dominated the volleyball field, winning a record 14 NCAA titles in the sport since 1982. UCLA captured its first NCAA title since 1991, while USC advanced to the national semifinals for the second-straight year. Seven Pac-12 teams earned postseason bids, the 12th-consecutive year the Conference has sent at least six teams to the NCAA Tournament.

Arizona won the Conference's 27th all-time NCAA baseball championship in 2012, becoming only the second team in NCAA history to go 10-0 in postseason play. Five Pac-12 teams received NCAA Tournament bids, with UCLA joining the Wildcats at the NCAA College World Series. In addition, Oregon and Stanford reached the Super Regionals, and Oregon State also represented the Conference in the postseason event.

Without question, the Conference has dominated the softball field, winning 23 national championships in the sport since 1982, most recently capturing six in a row from 2006-11. Eight Pac-12 teams earned NCAA Tournament bids in 2012, including the No. 1-overall seed California. The eight postseason teams were the most for the Conference since 2007. Cal, Arizona State and Oregon punched their tickets to the NCAA Women's College World Series, the ninth time the Conference had sent three teams to the WCWS.

The Pac-12 swept two men's and women's sports, capturing national championships in swimming & diving, and water polo. California took home both swimming & diving crowns for the second-straight year. In water polo, USC was the top men's team for the fourth year in a row, while the Stanford women repeated as national champions.

Pac-12 members have won 306 NCAA team championships on the men's side, 89 more than the next closest conference. Men's NCAA crowns have come at a phenomenal rate for the Pac-12 - 16 basketball titles by six schools (more than any other conference), 53 tennis titles, 45 outdoor track & field crowns, and 27 baseball titles. Pac-12 members have won 25 of 43 NCAA titles in volleyball, 38 of 42 in water polo, 27 in skiing, and 23 in swimming & diving national championships.

Individually, the Conference has produced an impressive number of NCAA men's individual champions, as well, boasting 2,073 individual crowns.

On the women's side, the story is much the same. Since the NCAA began conducting women's championships 31 years ago, Pac-12 members have claimed at least four national titles in a single season on 22 occasions, including the last 12-consecutive years. Overall, the Pac-12 has captured 145 NCAA women's titles, easily outdistancing the SEC, which is second, with 88. Pac-12 members have dominated a number of sports, winning 23 softball titles, 19 tennis crowns, 14 volleyball titles, 14 of the last 23 trophies in golf, and 13 in swimming & diving.

Pac-12 women student-athletes shine nationally on an individual basis, as well, having captured an unmatched 642 NCAA individual crowns, an average of nearly 21 championships per season.

Pac-12 Conference History

The roots of the Pac-12 Conference date back 97 years to December 2, 1915, when the Pacific Coast Conference (PCC) was founded at a meeting at the Oregon Hotel in Portland, Ore. The original membership consisted of four schools - the University of California at Berkeley, the University of Washington, the University of Oregon, and Oregon State College (now Oregon State University). All still are charter members of the Conference.

Pacific Coast Conference play began in 1916 and, one year later, Washington State College (now Washington State University) was accepted into the league, with Stanford University following in 1918.

In 1922, the PCC expanded to eight teams with the admission of the University of Southern California (USC) and the University of Idaho. In 1924, the University of Montana joined the league roster, and in 1928, the PCC grew to 10 members with the addition of UCLA.

The Pacific Coast Conference competed as a 10-member league until 1950, with the exception of 1943-45 when World War II curtailed intercollegiate athletic competition to a minimum. During that time, the league's first commissioner was named. Edwin N. Atherton was Commissioner in 1940 and was succeeded by Victor O. Schmidt in 1944. In 1950, Montana resigned from the Conference and joined the Mountain States Conference. The PCC continued as a nine-team Conference through 1958.

In 1959, the PCC was dissolved and the Athletic Association of Western Universities was formed and Thomas J. Hamilton was appointed Commissioner of the new league. The original AAWU membership included California, Stanford, Southern California, UCLA and Washington. Washington State joined the membership in 1962, while Oregon and Oregon State joined in 1964. Under Hamilton's watch, the name Pacific-8 Conference was adopted in 1968. In 1971, Wiles Hallock took over as Commissioner of the Pac-8.

Ten years later, on July 1, 1978, the University of Arizona and Arizona State University were admitted to the league and the Pacific-10 Conference became a reality. In 1986-87, the league took on a new look, expanding to include 10 women's sports. Since then, the Conference has been considered the premiere league in women's athletics, securing the most NCAA titles in women's sports of any conference nearly every year.

Thomas C. Hansen was named the Commissioner of the Pac-10 in 1983, a role he would hold for 26 years until 2009. Hansen was succeeded by current Commissioner Larry Scott, who took on the new role in July 2009.

During the 2010-11 academic year, Scott helped deliver monumental changes that transformed the Conference into a modern 12-team league. The Conference expanded to add two more teams, agreed to equal revenue sharing for the first time in Conference history, created two divisions - the North and the South, for football only, established a Football Championship Game for the first time ever, secured a landmark media rights deal that dramatically increased national exposure and revenue for each school and established the Pac-12 Network and Pac-12 Digital Network that guaranteed enhanced exposure across all sports.

The University of Colorado accepted its invitation to join the Pac-12 on June 11, 2010, and on June 17, 2010, the University of Utah agreed to join the Conference. The Buffaloes and Utes officially became the 11th and 12th members of the Conference July 1, 2011, the first additions to the league since 1978. During the 33 years between expansions, Conference teams claimed 258 NCAA titles, including 130 women's and 128 men's.

Currently, the Pac-12 sponsors 11 men's sports and 11 women's sports. Additionally, the Conference is a member of the Mountain Pacific Sports Federation (MPSF) in four other men's sports and three women's sports.

The Pac-12 Conference offices are located 25 miles east of San Francisco in Walnut Creek, Calif.

2012 Arizona Football Media Guide



2012-13 College Football Bowl Schedule

Bowl Game	Date/Time (ET)	Site	Matchup	Network
Gildan New Mexico	Dec. 15 / 1 p.m.	Albuquerque, N.M.	Mountain West vs. Pac-12	ESPN
Famous Idaho Potato	Dec. 15 / 4:30 p.m.	Boise, Idaho	Mid-American vs. Western Athletic	ESPN
San Diego County Credit Union Poinsettia	Dec. 20 / 8 p.m.	San Diego, Calif.	Mountain West vs. Brigham Young	ESPN
Beef 'O' Brady's St. Petersburg	Dec. 21 / 7:30 p.m.	St. Petersburg, Fla.	Big East vs. Conference USA	ESPN
R+L Carriers New Orleans	Dec. 22 / 12 p.m.	New Orleans, La.	Conference USA vs. Sun Belt	ESPN
MAACO Las Vegas	Dec. 22 / 3:30 p.m.	Las Vegas, Nev.	Mountain West vs. Pac-12	ESPN
Sheraton Hawai'i	Dec. 24 / 8 p.m.	Honolulu, Ha.	Conference USA vs. Mountain West	ESPN
Little Caesars	Dec. 26 / 7:30 p.m.	Detroit, Mich.	Big Ten vs. Mid-American	ESPN
Military presented by Northrop Grumman	Dec. 27 / 3 p.m.	Washington, D.C.	ACC vs. Army	ESPN
Belk	Dec. 27 / 6:30 p.m.	Charlotte, N.C.	ACC vs. Big East	ESPN
Bridgepoint Education Holiday	Dec. 27 / 9:45 p.m.	San Diego, Calif.	Big 12 vs. Pac-12	ESPN
AdvoCare V100 Independence	Dec. 28 / 2 p.m.	Shreveport, La.	ACC vs. SEC	ESPN
Russell Athletic	Dec. 28 / 5:30 p.m.	Orlando, Fla.	ACC vs. Big East	ESPN
Meineke Car Care of Texas	Dec. 28 / 9 p.m.	Houston, Texas	Big Ten vs. Big 12	ESPN
Bell Helicopter Armed Forces	Dec. 29 / 11:45 a.m.	Fort Worth, Texas	Conference USA vs. Mountain West	ESPN
Kraft Fight Hunger	Dec. 29 / 3:15 p.m.	San Francisco, Calif.	Pac-12 vs. Navy	ESPN or ESPN2
New Era Pinstripe	Dec. 29 / 3:15 p.m.	Bronx, N.Y.	Big East vs. Big 12	ESPN or ESPN2
Valero Alamo	Dec. 29 / 6:45 p.m.	San Antonio, Texas	Big 12 vs. Pac-12	ESPN
Valley of the Sun	Dec. 29 / 10:15 p.m.	Tempe, Ariz.	Big Ten vs. Big 12	ESPN
Franklin American Mortgage Music City	Dec. 31 / 12 p.m.	Nashville, Tenn.	SEC vs. ACC	ESPN
Hyundai Sun Bowl	Dec. 31 / 2 p.m.	El Paso, Texas	ACC vs. Pac-12	CBS
AutoZone Liberty	Dec. 31 / 3:30 p.m.	Memphis, Tenn.	SEC / Big East / C-USA	ESPN
Chick-fil-A	Dec. 31 / 7:30 p.m.	Atlanta, Ga.	ACC vs. SEC	ESPN
TicketCity	Jan. 1 / 12 p.m.	Dallas, Texas	Big Ten vs. Conference USA	ESPNU
TaxSlayer.com Gator	Jan. 1 / 12 p.m.	Jacksonville, Fla.	SEC vs. Big Ten	ESPN2
Capital One	Jan. 1 / 1 p.m.	Orlando, Fla.	SEC vs. Big Ten	TBA
Outback	Jan. 1 / 1 p.m.	Tampa, Fla.	SEC vs. Big Ten	TBA
Rose Bowl Game presented by VIZIO	Jan. 1 / 5 p.m.	Pasadena, Calif.	BCS vs. BCS	ESPN
Discover Orange	Jan. 1 / 8:30 p.m.	Miami, Fla.	BCS vs. BCS	ESPN
Allstate Sugar	Jan. 2 / 8:30 p.m.	New Orleans, La.	BCS vs. BCS	ESPN
Tostitos Fiesta	Jan. 3 / 8:30 p.m.	Glendale, Ariz.	BCS vs. BCS	ESPN
AT&T Cotton	Jan. 4 / 8 p.m.	Arlington, Texas	SEC vs. Big 12	FOX
BBVA Compass	Jan. 5 / 1 p.m.	Birmingham, Ala.	Big East vs. SEC	ESPN
GoDaddy.com	Jan. 6 / 9 p.m.	Mobile, Ala.	Mid-American vs. Sun Belt	ESPN
Discover BCS National Championship	Jan. 7 / 8:30 p.m.	Miami, Fla.	BCS #1 vs. BCS #2	ESPN

BOWL CHAMPIONSHIP SERIES - When not having a conference champion participating in the BCS National Championship Game, the BCS will have the following conference champions serve as host teams: Rose Bowl - Big Ten and Pac-12; Orange Bowl - ACC; Allstate Sugar Bowl - SEC; Tostitos Fiesta Bowl - Big 12.

Playoff Coming in 2014-15 - On June 26, 2012, the BCS Presidential Oversight Committee agreed to launch a four-team playoff beginning with the 2014-15 season. The new format will continue at least 12 years, through the 2025-26 season. The semifinals will be rotated among six bowl games and will be played either New Year's Eve or New Year's Day. The championship game, to be managed by the 11 conferences and rotated among neutral sites every year, will be on a Monday at least six days after the last semifinal game. A selection committee will rank the teams for the playoff.

2012 Arizona Football Media Guide

Arizona Stadium

One of the finest playing facilities in the country, Arizona Stadium reflects the history and tradition of Arizona football and the overall growth of the University of Arizona campus. Soon, with a new north end-zone football facility, the growth of Arizona Football will continue.

Built in 1928 with 7,000 seats located on the west side between the end zones, the stadium has grown into a 57,000-seat facility that combines tradition with modern conveniences, and remains one of the top venues for its spectators. That improved in 2011 with a new, basketball-court sized videoboard installed in the south end zone, and construction on the new north end-zone facility is expected to be completed in summer 2013.

Every seat features an uncluttered view of the playing surface, and more than half of the seats provide sweeping vistas of the campus and nearby city skyline, as well as the Santa Catalina Mountains. The natural playing field, renewed frequently, is hybrid Bermuda grass for a resilient and fast surface. The natural surface has remained a consistent feature of Arizona Football.

Substantial stadium refurbishing projects within "Vision Arizona," UA's master facilities plan, include the football facility in the north end, with 5,000 upgraded seats, loge seating, an 185,000-square-foot operations center with strength training center, sports-medicine suite, team dining hall, coaches offices, locker room, meeting room and equipment and facility services areas. The \$72.3 million complex was subject to approval from the Arizona Board of Regents this past summer. A new monster videoboard was erected for 2011.

Since playing and winning their first game on Oct. 12, 1929 (35-0 vs. California Tech), Arizona football teams have played 481 games in the stadium, 382 of them at twilight or night, winning 293, losing 176 and tying 12. The team has gone undefeated nine times, the last time coming with a 6-0 record in 1993.

UA has enjoyed steady fan support through the years, notably in six of the past seven seasons with 52,000-plus averages.

A stadium record crowd of 59,920 witnessed the Arizona-Arizona State game on Nov. 23, 1996. The highest average attendance for a season was the 56,562 per game who saw the Cats play in 1994. The 2006 average was second-best at 55,798, with four capacity crowds. In 2009, the Oregon game and ESPN College Game Day drew a season high of 57,863.

As Arizona football grew, so did the facilities surrounding it. In 1989, a \$6.3 million structure housing the media, skyboxes and loge seating was added. Two other non-football features of the stadium are notable - UA's renowned Tree Ring Research Lab on the west side and the Steward Telescope Laboratory on the east side - two of the nation's most venerated research facilities. The mirror lab is a dozen years old; the tree ring research disciplines will be moving to new quarters elsewhere next year.

The media center is the third press box to service the media at Arizona Stadium. Increased exposure as the program moved into the Pacific-10 Conference outgrew the first two structures. It's the latest in a long line of additions made to the stadium throughout its 82-year history.

In 1938, seats were added between the 25-yard lines on the east side to boost capacity to 10,000. Nine years later, the end zones were filled, and in 1950, the horseshoe at the south end was completed, giving the facility a capacity of 22,671 seats.

That's the way it remained until 1965 when expansion on the west side provided 10,000 new seats, along with an 80-foot, multi-level press box. The two-tier addition to the east stands, adding 17,000 seats in 1976, was selected as one of six outstanding architectural projects in the Rocky Mountain States for 1977 by the AIA. Finally, then-permanent north-end bleacher seating for 4,500 was added in 1988, although it will be replaced for the North End Zone Complex.

Notes: The first game was played in Arizona Stadium on Oct. 12, 1929, with UA beating Cal Tech, 35-0 ... The first night game was two years later, Sept. 25, 1931, with Arizona dropping a decision to San Diego State, 8-0.

Largest Arizona Stadium Crowds vs. Pac-12

Team	Date	Atten
ASU	Nov. 23, 1996 (L, 14-56)	59,920
Cal	Nov. 5, 1994 (W, 13-6)	58,374
Colorado	Sept. 28, 1985 (L, 13-14)	45,503
Oregon	Nov. 21, 2009 (L, 41-44 2OT)	57,863
OSU	Oct. 21, 2006 (L, 10-17)	57,113
Stanford	Oct. 16, 1993 (W, 27-24)	57,799
UCLA	Oct. 24, 1994 (W, 34-24)	58,817
USC	Sept. 23, 2006 (L, 3-20)	58,801
Utah	Sept. 11, 2004 (L, 6-23)	52,790
UW	Nov. 7, 1992 (W, 16-3)	58,510
WSU	Oct. 27, 1990 (W, 42-34)	55,520

Largest Road Crowds

Attend.	Year-@Opponent
104,913	1978-Michigan (L, 17-21)
97,168	1999-Penn State (L, 41-7)
92,743	1991-Ohio State (L, 14-38)
92,221	2006-LSU (L, 3-45)
91,152	1997-Ohio State (L, 20-26)
84,671	2007-USC (L 13-20)
83,753	2009-USC (W, 21-17)
80,386	1970-Michigan (L, 9-20)
80,167	2005-USC (L, 9-49)
78,582	2003-Wisconsin (L, 10-31)

Home Attendance Since 1950

Year	Home Games	Atten.	Avg.
1950	6 (3-3)	105,121	17,520
1951	6 (5-1)	97,868	16,311
1952	6 (3-3)	117,888	19,648
1953	7 (3-4)	111,128	15,875
1954	7 (5-2)	132,860	18,980
1955	7 (4-2-1)	134,329	19,190
1956	8 (3-5)	142,182	17,772
1957	7 (1-5-1)	113,672	16,239
1958	6 (2-4)	113,031	18,839
1959	6 (3-3)	118,511	19,752
1960	7 (5-2)	156,024	22,289
1961	6 (6-0)	145,655	24,255
1962	6 (4-2)	145,655	24,276
1963	7 (4-3)	144,046	20,578
1964	6 (5-0-1)	163,694	27,282
1965	5 (1-4)	140,586	28,117
1966	6 (2-4)	167,783	27,964
1967	6 (2-3-1)	191,152	31,859
1968	5 (4-1)	188,200	37,640
1969	5 (3-2)	156,450	31,290
1970	6 (4-2)	213,800	35,633
1971	5 (2-3)	160,500	32,100
1972	6 (3-3)	183,500	30,583
1973	5 (3-2)	192,349	38,470
1974	6 (5-1)	219,446	36,574
1975	5 (4-1)	191,180	38,236
1976	6 (3-3)	293,633	48,939
1977	5 (2-3)	208,651	41,730
1978	6 (4-2)	308,159	51,360
1979	7 (4-2-1)	339,044	48,435
1980	7 (2-5)	342,203	48,886
1981	7 (3-4)	290,810	41,544
1982	6 (3-3)	285,361	47,560
1983	7 (5-2)	305,571	43,653
1984	7 (6-1)	314,672	44,953
1985	7 (5-2)	327,177	46,740
1986	6 (5-1)	316,434	52,739
1987	5 (3-1-1)	245,841	49,168
1988	8 (5-3)	387,737	48,467
1989	6 (5-1)	301,195	50,199
1990	6 (4-2)	324,585	54,074
1991	6 (4-2)	272,588	45,431
1992	6 (4-2)	282,127	47,021
1993	6 (6-0)	304,564	50,761
1994	6 (5-1)	339,369	56,562
1995	6 (3-3)	310,494	51,749
1996	6 (5-1)	281,612	46,935
1997	6 (5-1)	243,227	40,538
1998	6 (5-1)	301,235	50,206
1999	6 (3-3)	306,905	51,151
2000	6 (2-4)	296,636	49,439
2001	6 (2-4)	266,299	44,383
2002	7 (3-4)	315,042	45,006
2003	7 (2-5)	299,352	42,765
2004	7 (2-5)	350,774	50,111
2005	6 (2-4)	321,676	53,613
2006	7 (3-4)	390,589	55,798
2007	6 (4-2)	312,963	52,160
2008	7 (5-2)	367,080	52,440
2009	6 (5-1)	315,330	52,555
2010	7 (4-3)	387,857	55,408
2011	6 (3-3)	293,716	48,953

Top-10 Arizona Stadium Crowds

Attendance	Date	Opponent
59,920	Nov. 23, 1996	Arizona State (L, 14-56)
58,817	Oct. 24, 1994	UCLA (W, 34-24)
58,810	Nov. 25, 1994	Arizona State (W, 28-27)
58,801	Sept. 23, 2006	Southern California (L, 3-20)
58,738	Oct. 10, 1998	UCLA (L, 28-52)
58,704	Dec. 6, 2008	Arizona State (W, 31-10)
58,515	Nov. 27, 1982	Arizona State (W, 28-18)
58,510	Nov. 7, 1992	Washington (W, 16-3)
58,503	Sept. 23, 1995	USC (L, 10-31)
58,471	Oct. 21, 1995	Washington (L, 17-31)

2012 Arizona Football Media Guide

Arizona Sports Hall of Fame

The University of Arizona Sports Hall of Fame was established in 1976 with a charter class of 22 and since has grown to accord nearly 350 individuals, teams and relays the highest honor given in UA athletics. Of those, some 70 have UA football in their resumes.

Alphabetical HOF Roster

(FB lettermen in bold; induction year following each member)

Jon Thaddeus Abbott, 1979

Abdi Abdurahman, 2004
Chrissy Ahmann, 1997
Leah O'Brien Amico, 2002
Pam Tryon Ambrosio, 2002
Malachi Andrews, 1979

Mark Arneson, 1976

Jake Arnold, 2012
Pat Arnold, 1976
Marisa Baena, 2004
Betty Barber, 1997
Adia Barnes, 2003
Ricky Barnes, 2008
Lauren Bauer, 2006
Anna Basaldua, 1998

Michael Bates, 1999

Amanda Beard, 2008
Mari Bailey Bell, 1980

Theopolis (T) Bell, 1979

David Berganio, 1998
Lindsey Berryman, 2008
Mike Bibby, 2006

John Black, 1979

Teddy Bland, 1980
Leon Blevins, 1985
Beth Botsford, 2008

Tony Bouie, 2000

Leah Braatz, 2003
David Breen, 1993
J.C. Broughton, 1999

Ed Brown, 1997

Mary Kay Brown, 1993
Dale E. Brumit, 1980
Laurie Brunet, 1983

Tedy Bruschi, 2000

Dana Burkholder, 2007
Frank Busch, 2011
Simon Burnett, 2011

Ken Cardella, 1994

Marie Nicholson Carter, 1985
Edward J. Caruthers, 1976
Chad Carvin, 2001

Chuck Cecil, 1993

Paul Chamberlain, 1996
Kelly Chaplin, 1993
Tara Chaplin, 2007
Amy Chelleveld, 2000
Brian A. Cheney, 1980
Teresa Cherry, 1993
Robert Cheseret, 2011

Marguerite Chesney, 1976
Alix Creek Chesno, 2000
Dick Clausen, 1998
Wes Clements, 1986

Carl W. Cooper, 1979

Lorraine Costanzo, 1991
Candy Costie-Burke, 1990
Martha Thomas Coutchie, 1990
Jennifer Dalton (Hill), 2001
Jenna Daniels, 2005

Michael D. Dawson, 1978

Marc Davis, 1997
Debby Day, 1997
Rick Demont, 1999
Cedric Dempsey, 1994
Bill Dent, 1991
George Di Carlo, 1990
Maxine McCain Dick, 1977
Waldo M. Dicus, 1978
James D. Donarski, 1992
Larry Dunn, 1987

Allan Durden, 1991

James Elliott Dunseath, 1978

Andrea Neary Dutoit, 2006
Bob Elliott, 1982
Sean Elliott, 1994
Matt Encinas, 1995
Fred A. Enke, 1976

Fred W. Enke, 1976

Scott Erickson, 1998
Byron Evans, 1992
Nancy Evans, 2003
Rand Evett, 2005
Claire Febvay, 2010
Lyndon Ferns, 2011
Irma Ficzeri, 1981

John Fina, 2002

Jennie Finch, 2007
Albert Fleming Jr., 1978
John Fouse, 1995
Stacey Fowlkes, 1998
Terry Francona, 1985
Jim Furyk, 1997
Dale Frederick, 2000
Robert Gamez, 1995
Jason Gardner, 2008
Carla Garrett, 1996
Jeanne Doyle Garrett, 1995
Jim Gault, 2003

Martin Gentry, 1978

George Genung, 1997
F.T. (Limey) Gibbings, 1977
Ina Gittings, 1976
Matt Giusto, 1993
Kim Glass, 2011
Brianna Glenn, 2007
John Glenn, 2004
Russ Gragg, 2004

Jason Wilbur Greer, 2006

Tom C. Greenfield, 1980

Rollin T. Gridley, 1982
Richard Griesser, 2003
Natalie Gulbis, 2010
Kristi Gunning, 2006
Walter "Chip" Hale, 1994
Alan Hall, 1996

Joan Hansen, 1987

Joy Hansen, 1989

Bill Hargis, 1988

Ronald W. Hassey, 1981

Burrell R. Hatcher, 1986

Paul Hatcher, 1993

James H. Hearon, 1987
Jamie Heggen, 1998
Ronald C. Henderson, 1981
Gilbert Heredia, 1994

Joe Hernandez, 1978

Bruce A. Hill, 1981

Mary Hines, 1987

Trevor Hoffmann, 2011

Thomas "Shanty" Hogan, '95

Alicia Hollowell, 2011
Mary Cunningham Hoover, 2008
Gayle P. Hopkins, 1976
Heidi Hornbeek, 2005
Derek Huff, 1994
Tanya Hughes, 1999

Ricky C. Hunley, 1989

Thom Hunt, 1986

Marty Hurd, 2008

Marie Jacks, 1976
Bob Jackson, 2010
Pat Jackson, 2001
Trina Jackson, 2005
Richard Jefferson, 2010
Alison Johnson McCutcheon, 2004
Chris Johnson, 1985
Diane C. Johnson, 1987
R. Drue Johnson, 1990
Katrena Johnson, 1992
Roger E. Johnson, 1977
Scot Bryan Johnson, 1995

Vance Johnson, 1991

Karl Johnstone, 1983

Lovieanne Jung, 2008

Caren Kemner, 1992

Steve Kerr, 1993

Jerry Kindall, 1996

Martina Koch, 1995

Martin Keino, 2000

Denali Knapp Garcia, 2006

Lawrence Lee Kreigbaum, 1983

Kathleen Ann Krucker, 1994

Dr. Emil L. Larson, 1979

Donald Edward Lee, 1981

Craig Lefferts, 1985

Henry E. (Hank) Leiber, 1977

William J. Lenoir, 1977

Eddie Leon, 1976

C. Zaner (Zip) Leshner, 1982

Darryll Lewis, 1995

John Fred Levy, 1978

Leta Lindley, 1999

Amy Linnen, 2009

Warren Livingston, 1991

Kenny Lofton, 1995

Bill Lueck, 1984

Art Luppino, 1976

Elizabeth Ann (Beth) Lutz, 1981

Chris McAlister, 2003

Nancy MacBeth, 1991

Harold A. McClellan, 1980

Ernie McCray, 1988

James F. (Pop) McKale, 1976

Melissa McLinden, 1991

Vicky Maes, 2003

Herbert "Red" Mann, 2002

Robin Marks, 2002

Toni Mascarenas, 2006

Emily Mason, 2010

Omar Ojeda, 2008

Michelle Oldham, 2000

Julie Olson, 2004

Orville Scharff (Speedy) McPherson, 1981

Joe Magrane, 1992

Jane Martindell, 1996

Donna Mayhew, 1989

Steve McLaughlin, 2000

Eric Meeks, 1993

Harry Messick, 2006

Whitney Meyers, 2012

Esko Mikkola, 2005

Milo Mileusnich, 1993

Chris Mills, 2000

Jody Miller Pruitt, 1998

Michelle Mitchell, 1988

Diane Monty, 1996

Anita Moss, 1989

Charles Mosse, 1993

Dave Murray, 2002

Robert Murray, 2003

Lou Myers, 1984

Chris Nallen, 2009

Bill Nelson, 1997

Patrick Nduwimana, 2006

Ryk Neethling, 2005

Walter R. Nielsen, 1976

Michael Earl Nolan, 1996

Dennis Northcutt, 2006

Ed Nymeyer, 1997

Lorena Ochoa, 2009

Hubert Oliver, 1985

Gerald A. (Tex) Oliver, 1980

Lute Olson, 2009

Helen Edwards Osbourne, '82

Glenn Parker, 2001

Susie Parra, 1999

Harold (Porque) Patten, 1984

Christian Pena, 1996

Martin Pepper, 2001

Seth Pepper, 1998

Mary Pilgrim, 1978

Leticia Pineda, 2004

Mariusz Podkoscielny, 1997

Dan Pohl, 1985

Shawntinice Polks, 2011

Don Pooley, 1984

W. Asa Porter, 1987

Joan McCormick Powell, 1994

Steve Powers, 1994

Ted Purdy, 2005

Aaron Ramirez, 1992

Hadie Redd, 1992

Khalid Reeves, 2001

Meg Ritchie, 1988

Lincoln A. Richmond, 1977

Adam Ritter, 2012

Randy Robbins, 1990

Mary Pavlich Roby, 1989

Harry Rudolph, 1998

Tracy Ruiz-Conforto, 1990

Robert P. Ruman, 1980

Gary Rushing, 1989

Warren Stanford Rustand, 1978

Rory Sabbatini, 2004

John Byrd Salmon, 1976

Clarence (Bud) Sample, 1988

Frank Sancet, 1976

Roland Schoeman, 2007

Joan Scott, 1992

John P. Schaefer, 1997

Tim Shaw, 1994

Charles Shoemaker, 1991

Larry Silveira, 1993

Miles Simon, 2005

Chris Singleton, 1995

Joseph G. Skaisgir, 1977

Amy Skiersz, 2004

Brenda Sleuweenhoek, 1999

Alter Louis Slonaker, 1976

Bronco M. Smiland, 1980

Marshi Smith, 2011

J.T. Snow, 2009

Fred Snowden, 1988

Frank W. Soltys, 1988

Orton Craig Sorensen, 1999

Annika Sorenstam, 1999

Mike Springer, 1993

Julie Standerling, 1996

Henry R. Stanton, 1976

Damon Stoudamire, 2000

David W. Stegman, 1981

Jerry Stitt, 2007

Robert Svob, 1985

Albert Sye, 2001

Ashley Tappin, 2002

Carl L. Thomas, 1977

Edward Thomas, 1990

Robert Lee Thompson, 1979

Sara Tolar, 2007

Joe Toffemire, 1994

Harold Tovrea, 1987

Charles S. Tribolet, 1978

John Tushaus, 1977

Morris K. (Mo) Udall, 1977

Elmer F. Vickers Jr., 1977

Patricia Vold, 1995

Ed Vosberg, 2000

Ruth Waithera-Nganga, 1990

Rob Waldrop, 1998

Jackie Wallace, 1983

Luke Walton, 2010

Laura Espinoza Watson, 2000

Edward A. Wilson, 1980

Edward Wolgast, 1989

Sidney Sterling Woods, 1978

George R. Young, 1976

Jim Young, 1996

Manny Zerman, 1998

Maximiano J. Zendejas, 1999

TEAM INDUCTEES

(National Champions, automatic induction)

1914 Football Team
1931 Polo Team
1976 Baseball Team
1979 Duet Synchro Swimming
1979 Trio Synchro Swimming
1979 Routine Synchro
1980 Synchronized Swimming
1980 Baseball Team
1981 Synchronized Swimming
1981 Duet Synchro Swimming
1981 Trio Synchro Swimming

1983 Synchro Team Routine

1984 Synchronized Swimming

1984 Trio Synchro Swimming

1985 Synchro Team Routine

1986 Baseball Team

1991 Softball Team

1992 Men's Golf Team

1993 Softball Team

1993 Men's 200 Medley Relay

1994 Softball Team

1996 Women's Golf Team

1996 Softball Team

1996 Women's 200 Free Relay

1997 Men's Basketball Team

1997 Softball Team

1997 Women's 200 Free Relay

1998 Women's 200 Free Relay

1998 Women's 800 Free Relay

1998 Women's 400 Free Relay

1999 Women's 400 Free Relay

2000 Women's 800 Free Relay

2000 Women's Golf Team

2001 Women's Softball Team

2002 Women's 800 Free Relay

2006 Women's Softball Team

2007 Women's Softball Team

2008 Men's Swimming Team

2008 Women's Swimming Team

Selection Process

The Hall of Fame induction committee meets annually to elect the incoming class from nominations submitted by anyone in the UA community. New inductees must receive two-thirds of a quorum of the committee's membership, which must be present at the meeting.

The latest class, to be honored in connection with 2012 Homecoming weekend Nov 10 (Colorado football game) include track and field decathlete Jake Arnold, Clarence L. "Stub" Ashcraft (letterwinner and UA Athletic Events and Facilities Coordinator), gymnast Jenna Karadbil, head coach Rick LaRose, softball player Caitlin Lowe, swimmer Whitney Myers, swimmer Adam Ritter, 200

2012 Arizona Football Media Guide

Tucson, Arizona

Situated in the heart of Southern Arizona, Tucson is a city of contrast and diversity, from the desert valley of world-famous saguaro cacti to 9,000-foot alpine forests. The city is bountiful in its geographic, cultural and business assets. The population of the greater Tucson area is just under one million.

On any of the 350 days of sunshine per year, the Santa Rita Mountains can be seen some 65 miles to the south, a ridgeline near the Arizona-Mexico border. Nearby Mt. Lemmon, the southernmost ski resort in the United States, affords winter activities on the same day as a golf game or any of myriad recreational opportunities in the area.

The city lies in the Sonoran Desert, which boasts a wide range of wildlife and vegetation. Saguaro National Monument and its world-famous display of giant saguaros, highlights the unique beauty of the area. Tucson is a four-hour drive from Mexico's Gulf of California beaches, 70 miles from Mexico and within hours' drives from several major international bird-watching areas. World-class astronomy facilities on four nearby mountain ranges also attract visitors and specialists alike.

Its first Native American inhabitants and the earliest Spanish settlers to the area have left marks on Tucson. Native American, Mexican and American Southwest influences are prevalent throughout the city. The Mission of San Xavier del Bac, located on the outskirts of town, is one of the original missions built by the Spanish missionaries. Continuously settled for more than 12,000 years – the oldest such settlement in the United States -- Tucson has grown from a small Native American village into one of the Southwestern growth cities of the 21st century. It is one of the premier astronomy and optics centers in the world, an important health services center and home to a renowned research institution in the University of Arizona. Phoenix is a two-hour drive to the north and is home to NBA, NFL, NHL and Major League Baseball franchises.

The University of Arizona and Old Main

Born on 40 acres of land donated by two roughnecks and funded by a \$25,000 consolation prize in Tucson's competition for the Territorial capital, the University of Arizona rose from the desert floor of the true old West. Nobody wanted it, and fewer believed it would last. Fortunately, they were wrong, and the bet laid down by saloon-keeper E.B. Gifford, and gamblers Ben C. Parker and W.S. Read on Nov. 27, 1886, has paid off into one of the finest research institutions in the world. When the first 32 students arrived at the only building on campus in 1891, they began a tradition that has now entered its third century.

That building, Old Main, remains as witness to the University's growth from outpost into a 450-acre Research I institution with nearly 200 buildings, more than 38,000 students, and a faculty and staff of 12,000.

Arizona's first university is the largest employer in Pima County and the fourth-largest in Arizona with a payroll of half a billion dollars. The UA offers more than 325 degree fields in a dozen different colleges and another similar group of specialized schools.

Today, the University of Arizona is one of the top 20 research universities in the nation and has played a part in groundbreaking projects ranging from the exploration of Mars to the development of new cancer treatments and pioneering breakthroughs in heart transplantation. UA's observational, theoretical and space astronomy programs have been ranked atop others in the country by the National Science Foundation (NSF) and recent other rankings placed 17 of the school's graduate programs among the top 20 in the nation. In addition, the Nobel Prize, three Pulitzer Prizes and the National Medal of Science have been bestowed upon Arizona educators.

Not to be forgotten, the University's undergraduate programs continue to flourish. The NSF considers Arizona to be one of the 10 universities that best integrates teaching and research for undergraduates. The NASA-funded space grant program pays undergraduates to work in laboratories alongside faculty, and the Undergraduate Biology Research Program includes 43 departments, involves 200 faculty sponsors and funds more than 100 undergraduate researchers each summer. The Eller College of Management and the McGuire Center for Entrepreneurship are rated in the global top 10 by Finance Times. The University was named in an Elite 50 list of institutions for academically-minded athletes last year.

UA's top-notch programs develop top-name graduates who have continued on to success in their respective fields. The UA boasts a laundry list of graduates who have significantly impacted society. From the late U.S. Congressman Morris K. Udall to Joan Ganz Cooney, founder of the Children's Television Workshop, to Emmy Award winning actor/comedian Garry Shandling, UA graduates have made their mark on the world. Other notable ex-Wildcats include film and television producer Jerry Bruckheimer, singer Linda Ronstadt, baseball manager Terry Francona, baseball owner Arte Moreno, the late astronaut Richard Scobee, television fitness personality Denise Austin, noted horse trainers Bob Baffert and Todd Pletcher, brewery CE) August Busch III, former Boston Globe publisher Richard Gilman, and noted national sports broadcasters Steve Kerr, Dan Hicks, Tedy Bruschi and Sean Elliott.

The UA plays host to the world, with students representing all 50 states and 130 countries. A large portion of the student body consists of minority students and the campus is located in one of the most diverse locations in the country,

with the influence of Native American and Hispanic cultures evident throughout the Tucson community. The University of Arizona is in its third century of service with a continued commitment to providing support to its undergraduate population, while its world-renown research enterprises keep it on the cutting edge in the expanding global economy.

This commitment to excellence ensures that the University of Arizona will continue to grow from its auspicious beginnings as a single-building outpost in the desert into a world-class center for knowledge and research well into the next century.



University President Dr. Ann Weaver Hart

Dr. Ann Weaver Hart came to the University of Arizona from Temple University, where she served as president from July 2006 until she assumed the presidency of the UA in July 2012. Before then she served as president of the University of New Hampshire and provost and vice president for Academic Affairs at Claremont Graduate University, in Claremont, Calif. At the University of Utah, she served as professor of educational leadership, dean of the Graduate School and special assistant to the president.

Dr. Hart received a bachelor of science in history, a master of arts in history and a doctorate in educational administration, all from the University of Utah. Her research interests include leadership succession and development, work redesign and organizational behavior in educational organizations, and academic freedom. She has published more than 85 articles and book chapters, plus five books and edited volumes.

Dr. Hart is a member of the Board of Directors of the Association of Public and Land-Grant Universities and APLU's Commission on International Programs, which she previously chaired. She previously served on the executive committee of the Board of Directors of the Greater Philadelphia Chamber of Commerce, the boards of Philadelphia's Kimmel Center for the Performing Arts and the Philadelphia African American Museum.

Among the professional and community service awards that Dr. Hart has received are the Jack Culbertson Award in Educational Administration from the University Council for Educational Administration; the Outstanding Professional Award from the Business and Professional Women's Foundation; the PoWeR Award from the Professional Women's Roundtable; the 2009 Champion of Diversity and Access Award from the Urban STEM Strategy Group; and the Outstanding Community Service Award from the Network for Teaching Entrepreneurship.

Dr. Hart and her husband, Randy, have four daughters and six grandchildren.



UA Director of Athletics Greg Byrne

Greg Byrne was named Arizona's 11th Director of Athletics in March 2010. Prior to his arrival at Arizona, Byrne was Mississippi State University's Director of Athletics, where he was the youngest top current athletic administrator in the Southeastern Conference and the youngest to lead an athletic program at the NCAA Division I-A level. He started out his career at MSU in June 2006 as Associate Athletic Director for External Affairs.

He has been around successful athletic programs, and the director's chair, literally all his life. He is the son of long-time athletic administrator Bill

Byrne, the recently retired Director of Athletics at Texas A&M University.

Byrne, however, has made a name for himself in intercollegiate athletics. He had 15 years of professional experience prior to assuming the AD's position, a resume that shows progressive growth in both responsibility and achievement. He has been directly involved in raising over \$160 million in gifts during his career in athletics.

Byrne was named by the Sports Business Journal to its 2011 class of "Forty Under 40" top sports management leaders in March 2011. He serves as the Honorary Commander for the 305th Rescue Squadron at Davis Monthan Air Force Base.

A native of Pocatello, Idaho, Byrne earned his bachelor's degree in 1994 and his master's degree from Mississippi State in 2009. Byrne is married to the former Regina Misa of Junction City, Ore., and the couple has two teenage sons, Nick and Davis.

Arizona Athletics Directors

Orin Kates	1904-1912	Raymond Leamore Quigley	1912-13
J.F. "Pop" McKale	1914-57	Joseph Picard	1957-58
M.R. "Dick" Clausen	1958-72	David H. Strack	1972-82
Billy Joe Varney (acting 1982)	July-Sept.	Cedric W. Dempsey	1982-93
Jim Livengood	1994-2009	Rocky LaRose (acting 2010)	Jan.-March
Greg Byrne	2010-pres.		